

### It's About the Case

#### Square Cases! No Jams!

Square cases are the key to successful secondary packaging. Lantech Case Erectors are the key to square cases.



#### Why Square Cases Matter

Square cases pack better, stack better, and protect better. They provide the structural integrity to deliver the performance their designer intended.

Fact: cases lose 30% of their stacking strength if their sides are not aligned.

There are barriers to erecting square cases. Thinner corrugated, temperature and humidity changes, and variations in case blanks can cause cases to be "unsquared" or lead to machine jams.

Lantech Case Erectors overcome these barriers through precise case management and 100% control of cases throughout the entire erecting process, ensuring your cases perform as designed and are produced with maximum efficiency.

**Square cases work better!**



#### How Lantech Case Erectors Make Square Cases

From the moment a blank enters the magazine until it exits the case erector as a properly formed and bottom sealed case, it is under complete control.



**90° Angles on  
all four sides!**

A unique pickup frame pulls the case from the magazine and forces it to open so it is square. The flaps are folded before the case moves, making it rigid and locking in its "squareness."

A pusher bar, parallel to the rear wall, delivers it to spring-loaded side belts, which move in or out to compensate for variations in width, and carry it over the sealing device.


# Precision + Control = Square Cases




**Ergonomic Blank Loading**  
Easy to load magazine. Replenish blanks while machine operates. Simple and fast magazine adjustments.




**Blank Delivery Control**  
Powered belts precisely govern the delivery speed of the case blanks. Blank retainers ensure the blanks are spaced correctly.



**Blank Separation**  
Special separators release only the leading blank to the pickup frame and retain the following blanks.



**Square Case Erecting**  
Eight vacuum powered suction cups hold the blank in the correct position after it leaves the magazine. Both leading panels are held securely.



**Stationary Flap Folding**  
Once the case is square, it remains square by folding the flaps while it's stationary. This makes the case rigid and locks in the 90 degree angles.



**Square Case Transition**  
A pusher bar, parallel to the rear wall of the case, pushes it into the sealing section where spring-loaded side belts automatically adjust for any width variations.

## Specifications

CRITERIA	C-300 TAPE	C-400 TAPE
Speed	10 cases per minute	8 cases per minute
Minimum Case Outer Dimensions	200 mm L x 150 mm W x 150 mm C (7 7/8" L x 5 7/8" W x 5 7/8" C)	200 mm L x 150 mm W x 250 mm C (7 7/8" L x 5 7/8" W x 9 7/8" C)
Maximum Case Outer Dimensions	500 mm L x 350 mm W x 600 mm C (19 5/8" L x 13 3/4" W x 23 5/8" C)	620 mm L x 450 mm W x 650 mm C (24 3/8" L x 17 3/4" W x 25 5/8" C)
Case Type	RSC, HSC, FEFCO 0200/0201	RSC, HSC, FEFCO 0200/0201
Flute Type	B, C	B, C
Wall Type	Single Wall	Single Wall
Standard Sealing Device	Lantech® TH-Series Tape Head	Lantech® TH-Series Tape Head
Dimensions - Machine	2140 mm L x 2235 mm W x 1600 mm H (84 1/4" L x 88" W x 63" H)	2310 mm L x 2375 mm W x 1600 mm H (91" L x 93 1/4" W x 63" H)
Weight - Machine	525 kg (1155 lb)	575 kg (1265 lb)
Electrical Service Choices	3L-PE-400V-50Hz-Neutral 230V, 3-ph, 60Hz, Wye w/Ground	3L-PE-400V-50Hz-Neutral 230V, 3-ph, 60Hz, Wye w/Ground
Pneumatics	6 Bar (80 PSI)	6 Bar (80 PSI)

