


## RELAY-CATALOGUE



- TOP TECHNIC
- TOP COMPETENCE
- TOP AVAILABILITY

# GENERAL INFORMATION

Page  
2

## PROJECT DEVELOPMENT – A COMPLETE SOLUTION

**SCHRACK TECHNIK** is a leader in the area of energy and data technology. We offer optimised, coordinated systems and solutions for private, commercial and industrial applications.

Thanks to many years of experience and involvement in standardisation and a wide range of committees, we are in the position to keep you informed about the latest technological developments and how to achieve the best possible return on your investment in building technology.

Our specialized technicians can help you in many areas, such as choosing the right technology, planning and project realisation.



### ENERGY TECHNOLOGY

ENCLOSURES AND CABINETS FOR ENERGY DISTRIBUTION, MODULAR PROTECTION DEVICES  
MODULAR CONTROLLERS, SWITCHES, OVERVOLTAGE PROTECTION  
FUSES, CONNECTION & CABLING TECHNOLOGY



### INDUSTRY & PANEL BUILDING

RELAYS, TRANSFORMERS, METERS AND MEASURING EQUIPMENT  
CIRCUIT BREAKERS AND SWITCH DISCONNECTORS, CONTACTORS AND MOTOR CONTACTORS  
MAIN SWITCHES, CONTROL UNITS



### BUILDING INSTALLATION TECHNOLOGY

SWITCHES AND SOCKETS, INSTALLATION MATERIALS  
BUILDING SYSTEMS TECHNOLOGY  
AND ACCESS CONTROL SYSTEMS



### EMERGENCY LIGHTING & SYSTEMS

EMERGENCY LIGHTING  
UPS SYSTEMS  
COMPENSATION AND CO-DETECTION SYSTEMS




### NETWORK TECHNOLOGY

COPPER AND FIBRE-OPTIC CABLING  
ACTIVE COMPONENTS, NETWORK CABINETS  
CABLING FOR DATA CENTRES



### CABLES AND CONNECTIONS

PVC-, SINGLE-CORE, SHEATHED-, HOSE CABLES  
PVC CONTROL LINES, REMOTE- AND FIRE ALARM CABLES  
HIGH-CURRENT CABLES, COAXIAL CABLES, INDUSTRIAL CABLES, ELECTRONIC CABLES



### LIGHT TECHNOLOGY

INDOOR AND OUTDOOR LIGHTING  
TECHNICAL LIGHTING, DECORATIVE LIGHTING  
SPECIAL LIGHTING, BULBS

## GENERAL INFORMATION

- All **dimensioned drawings** are displayed within the confines of available space on the page and are only intended as a guide.
- All **circuit diagrams** are schematic wiring diagrams which are intended to allow better understanding of the function, and will need to be edited/added to during the course of project planning.
- All **images** represent samples of the product and are intended for information purposes only.

Unless otherwise stipulated, the current version of the General Terms of Delivery issued by The Association of the Austrian Electrical and Electronics Industries "FEEI" shall apply. No liability for errors in text, type or images; we reserve the right to make changes to technical specifications of the product range. The user information contained in this catalog reflect the opinion of the company at the time of writing. The information contained in it was assembled on the basis of published norms, specialist industry presentations, specialist literature and in-house expertise. The content is for informational purposes only and has no validity in law.

# TABLE OF CONTENTS

<b>RELAY PACKAGE SNR</b>	
RELAY PACKAGE SNR .....	Page 4
<b>POWER RELAYS RT HIGH INRUSH</b>	
POWER RELAYS RT1 .....	Page 6
POWER RELAYS RT1 INRUSH .....	Page 8
POWER RELAYS RT1 .....	Page 10
POWER RELAYS RT2 .....	Page 12
<b>INTERFACE RELAYS XT</b>	
INTERFACE PLUG-IN RELAYS XT .....	Page 14
<b>ACCESSORIES FOR POWER AND INTERFACE RELAYS RT AND XT</b>	
SPRING TENSION SOCKET WITH SCREWLESS CONNECTION FOR DIN-RAIL MOUNTING .....	Page 17
PLUG-IN SOCKET WITH SCREWING CONNECTION FOR DIN-RAIL MOUNTING .....	Page 18
LED AND PROTECTION MODULE .....	Page 19
<b>MINIATURE RELAYS PT</b>	
MINIATURE RELAYS PT .....	Page 20
<b>ACCESSORIES FOR MINIATURE RELAYS PT</b>	
LED AND PROTECTION MODULE .....	Page 22
SPRING TENSION SOCKET WITH SCREWLESS TERMINAL .....	Page 23
DIN-RAIL SOCKET WITH SCREW TYPE CONNECTION, LOGICAL VERSION .....	Page 24
DIN-RAIL SOCKET WITH SCREW TYPE CONNECTION, CONVENTIONAL VERSION .....	Page 25
<b>MULTIMODE RELAYS MT</b>	
MULTIMODE RELAYS MT .....	Page 26
<b>ACCESSORIES FOR MULTIMODE RELAYS MT</b>	
MT DIN-RAIL SOCKET WITH SCREW TYPE CONNECTION .....	Page 29
MT DIN-RAIL SOCKET WITH SCREW TYPE CONNECTION AND OPTIONAL MODULES .....	Page 30
<b>POWER RELAYS RM</b>	
POWER RELAYS RM .....	Page 32
<b>ACCESSORIES FOR POWER RELAYS RM</b>	
RM DIN-RAIL SOCKET WITH SCREW TYPE CONNECTION .....	Page 36
<b>PCB RELAYS</b>	
OVERVIEW PCB RELAYS .....	Page 37
<b>SAFETY RELAYS</b>	
OVERVIEW SAFETY RELAYS .....	Page 39
SAFETY RELAY SR2Z .....	Page 40
SAFETY RELAY SR6Z .....	Page 42

# RELAY PACKAGE SNR

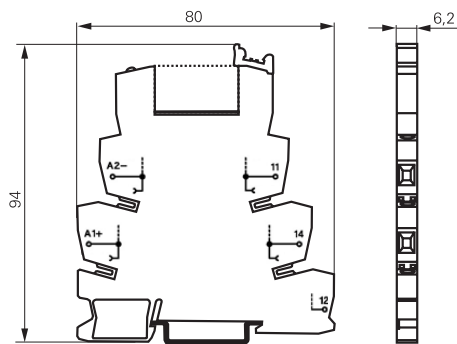
## RELAY PACKAGE SNR



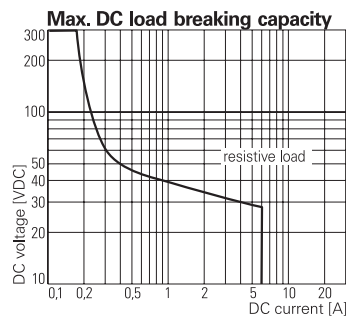
### SCHRACK-INFO

- Relay package consisting of DIN-rail socket and relay
- 1 CO with 6 A rated load
- Module width only 6.2 mm
- Reduced system width for increased packing density on the DIN rail
- RoHS compliant (Directive 2002/95/EC)

### DIMENSIONS (mm)



### BREAKING CAPACITY



### APPROVALS



### PRODUCT KEY











Type	S		T	P				
Version	3P Relay set, SNR 1-pole CO (1 form C), 6A, screw terminals 4P Relay set, SNR 1-pole CO (1 form C), 6A, cage clamp terminals							
Contact material	2 AgSnO <sub>2</sub> gold plated			3 AgSnO <sub>2</sub>				
Coil	LB2 12VDC		LC4 24VDC		TPO 230VDC/VAC			
	SM5 115VDC/VAC							

# RELAY PACKAGE SNR

## TECHNICAL DATA

<b>CONTACT DATA</b>		<b>6 A</b>
Contact configuration		1 CO
Contact set		single contact
Type of interruption		micro disconnection
Rated current		6 A
Rated voltage / max. switching voltage AC		240 / 240 VAC
Maximum breaking capacity AC		1500 VAC
Limiting making capacity, max 20 ms		10 A
Contact material		AgSnO <sub>2</sub> , AgSnO <sub>2</sub> gold plated
<b>INPUT DATA</b>		
Rated input voltage	12, 24 VDC, 115, 230 VAC/VDC (Version 115, 230 VAC/VDC equipped with 60 VDC Relay)	
Input power DC-coil	typ. 170 mW	
Range ability	2	
<b>OTHER DATA</b>		
Ambient temperature range	-40...+50°C	
Protection class DIN 40050	IP20	
Terminals	screw / cage clamp	
Terminal screw torque acc. IEC 61984	0.5 Nm	
max.	0.6 Nm	
Wire cross section	single wire	0,14...2,5 mm <sup>2</sup>
	fine wire	0,14...2,5 mm <sup>2</sup>
	with bootlace crimp (DIN 46228/1)	0,14...2,5 mm <sup>2</sup>


Further technical data on [www.schrack.at](http://www.schrack.at)

CONTACTS / DESCRIPTION	COIL	CONTACT MATERIAL	TYPE	AVAILABLE	STORE	ORDER NO.
<b>RELAY PACKAGE</b>						
1 CO, 6A with Socket, screw terminal	12 V DC	AgSnO <sub>2</sub>	SNR-PACKAGE 12VDC SK			<a href="#">ST3P3LB2</a>
1 CO, 6A with Socket, screw terminal	24 V DC	AgSnO <sub>2</sub>	SNR-PACKAGE 24VDC SK			<a href="#">ST3P3LC4</a>
1 CO, 6A with Socket, screw terminal	24 V DC	AgSnO <sub>2</sub> , gold plated	SNR-PACKAGE 24VDC SK REL.HTV.			<a href="#">ST3P2LC4</a>
1 CO, 6A with Socket, screw terminal	115 V AC/DC	AgSnO <sub>2</sub>	SNR-PACKAGE 115VDC/AC SK			ST3P3SM5
1 CO, 6A with Socket, screw terminal	230 V AC/DC	AgSnO <sub>2</sub>	SNR-PACKAGE 230VDC/AC SK			<a href="#">ST3P3TPO</a>
1 CO, 6A with Socket, cage clamp terminal	12 V DC	AgSnO <sub>2</sub>	SNR-PACKAGE 12VDC FK			ST4P3LB2
1 CO, 6A with Socket, cage clamp terminal	24 V DC	AgSnO <sub>2</sub>	SNR-PACKAGE 24VDC FK			<a href="#">ST4P3LC4</a>
1 CO, 6A with Socket, cage clamp terminal	115 V AC/DC	AgSnO <sub>2</sub>	SNR-PACKAGE 115VDC/AC FK			ST4P3SM5
1 CO, 6A with Socket, cage clamp terminal	230 V AC/DC	AgSnO <sub>2</sub>	SNR-PACKAGE 230VDC/AC FK			<a href="#">ST4P3TPO</a>
<b>ACCESSORIES</b>						
			FOR RELAY PACKAGE			
SNR jumper link red 500 mm			ST3x, ST4x			<a href="#">ST37001</a>
SNR jumper link blue 500 mm			ST3x, ST4x			<a href="#">ST37002</a>
SNR jumper link grey 500 mm			ST3x, ST4x			<a href="#">ST37003</a>
Label a piece			ST3x, ST4x			<a href="#">ST37040</a>

 / **Order No. blue:** Stored goods, usually ready for delivery on day of order!

# POWER RELAYS RT

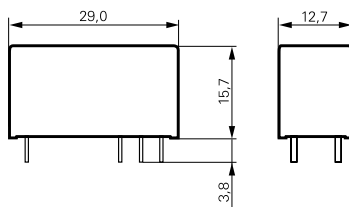
## POWER RELAYS RT1



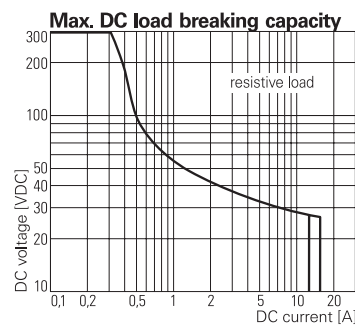
### SCHRACK-INFO

- 1 pole 12 / 16 A, DC- or AC coil
- 1 CO contact or 1 NO contact
- Sensitive coil 400mW / 0.75 VA
- 5 kV / 10 mm coil-contact, protection class II (VDE 0700)
- Reliable disconnection according to VDE 0160 in connection with socket YRT78626
- Ambient temperature 85°C (DC-coil)
- Module height only 15.7 mm
- Gold plated contacts available
- PCB and screwed socket available
- For usage in boiler and garage door control systems, time relays, vending machines, interface modules

### DIMENSIONS (mm)



### BREAKING CAPACITY

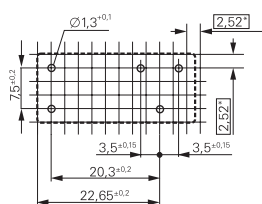


### APPROVALS

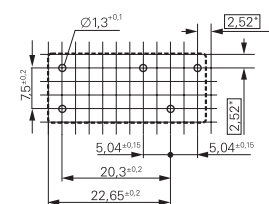


### PCB LAYOUT / TERMINAL ASSIGNMENT

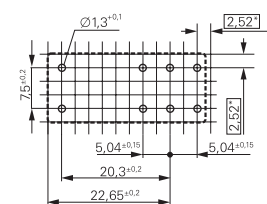
12 A, pinning 3.5 mm



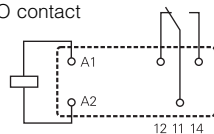
12 A, pinning 5 mm



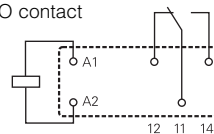
16 A, pinning 5 mm



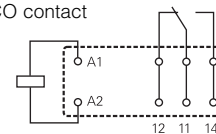
1 CO contact



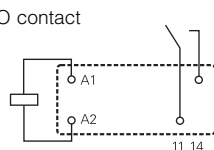
1 CO contact



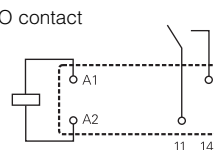
1 CO contact



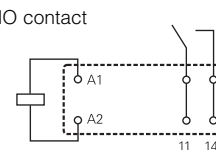
1 NO contact



1 NO contact



1 NO contact



# POWER RELAYS RT

## PRODUCT KEY

Type	R T						
Version	1 1-pole, 12A, pinning 3,5 mm	3 1-pole, 16A, pinning 5 mm					
	2 1-pole, 12A, pinning 5 mm	4 2-pole, 8A, pinning 5 mm					
Contact configuration	1 1 CO contact (1 form C)		2 2 CO contacts (2 form C)				
Contact material	4 AgNi 90/10						
Coil	Coil code: please refer to coil versions table, preferred types in bold print						

## TECHNICAL DATA

CONTACT DATA		12 A	16 A
Contact configuration		1 CO or 1 NO contact	
Contact set		single contact	
Rated current		12 A	16 A
Rated voltage / maximum switching voltage AC		AC 250 V~ / 440 V~	
Max. breaking capacity		3000 VA	4000 VA
Limiting making capacity, max. 4 s, df 10%		25 A	30 A
Contact material		AgNi 90/10, AgNi 90/10 htv	
COIL DATA			
Rated voltage	DC-coil	5...110 V~	
	AC-coil	24...230 V~	
Rated power	DC-coil	400 mW	
	AC-coil	0,75 VA	
Operate / release voltage, coil resistance at 23°C ambient temperature	24 VDC-coil	16,8 V / 2,4 V / 1440 Ω ± 10%	
	230 VAC-coil	172,5 V / 34,5 V / 32500 Ω ± 10%	


Further technical data on [www.schrack.at](http://www.schrack.at)

CONTACTS	PINNING	COIL	CONTACT MATERIAL	TYPE	AVAILABLE	STORE	ORDER NO.
1 CO, 12A	3,5 mm	12V DC	AgNi 90/10	PREL-SL-1-UKE-M1-012G-12-3,5			<a href="#">RT114012</a>
1 CO, 12A	3,5 mm	24V DC	AgNi 90/10	PREL-SL-1-UKE-M1-024G-12-3,5			<a href="#">RT114024</a>
1 CO, 12A	3,5 mm	24V AC	AgNi 90/10	PREL-SL-1-UKE-M1-024W-12-3,5			<a href="#">RT114524</a>
1 CO, 12A	5 mm	12V DC	AgNi 90/10	PREL-SL-1-UKE-M1-012G-12-5,0			<a href="#">RT214012</a>
1 CO, 12A	5 mm	24V DC	AgNi 90/10	PREL-SL-1-UKE-M1-024G-12-5,0			<a href="#">RT214024</a>
1 CO, 12A	5 mm	230V AC	AgNi 90/10	PREL-SL-1-UKE-M1-230W-12-5,0			<a href="#">RT214730</a>
1 CO, 16A	5 mm	5V DC	AgNi 90/10	PREL-SL-1-UKE-M1-005G-16-5,0			<a href="#">RT314005</a>
1 CO, 16A	5 mm	6V DC	AgNi 90/10	PREL-SL-1-UKE-M1-006G-16-5,0			<a href="#">RT314006</a>
1 CO, 16A	5 mm	12V DC	AgNi 90/10	PREL-SL-1-UKE-M1-012G-16-5,0			<a href="#">RT314012</a>
1 CO, 16A	5 mm	24V DC	AgNi 90/10	PREL-SL-1-UKE-M1-024G-16-5,0			<a href="#">RT314024</a>
1 NO, 16A	5 mm	24V DC	AgNi 90/10	PREL-SL-1-AKE-M1-024G-16-5,0			<a href="#">RT334024</a>
1 CO, 16A	5 mm	48V DC	AgNi 90/10	PREL-SL-1-UKE-M1-048G-16-5,0			<a href="#">RT314048</a>
1 CO, 16A	5 mm	110V DC	AgNi 90/10	PREL-SL-1-UKE-M1-110G-16-5,0			<a href="#">RT314110</a>
1 CO, 16A	5 mm	24V AC	AgNi 90/10	PREL-SL-1-UKE-M1-024W-16-5,0			<a href="#">RT314524</a>
1 CO, 16A	5 mm	230V AC	AgNi 90/10	PREL-SL-1-UKE-M1-230W-16-5,0			<a href="#">RT314730</a>
1 CO, 16A	5 mm	24V DC	AgNi 90/10	PREL-SL-1-UKE-M1-024G-16-5,0			RT315024
1 CO, 16A	5 mm	230V AC	AgNi 90/10	PREL-SL-1-UKE-M1-230W-16-5,0			<a href="#">RT315730</a>
1 CO, 16A	5 mm	24V DC	AgNi 90/10	PREL-SW-1-UKE-M1-024G-16-5,0			RTD14024

/ **Order No. blue:** Stored goods, usually ready for delivery on day of order! Additional opportunity to pick up goods at every Schrack store!

# POWER RELAYS RT

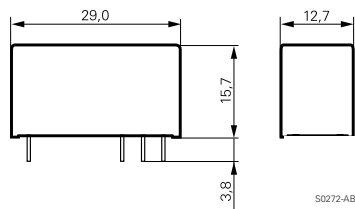
## POWER RELAYS RT1 INRUSH



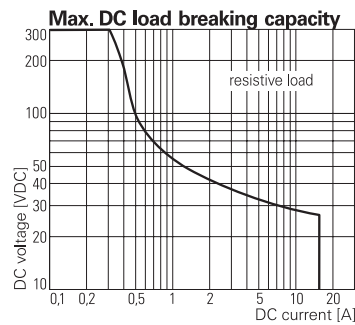
### SCHRACK-INFO

- 1 pole 16 A, 1 NO contact,
- For inrush peak currents up to 80 A
- DC- or AC-coil
- Sensitive coil 400mW
- 5 kV / 10 mm coil-contact, reinforced insulation
- Protection class II
- Ambient temperature 85°C (DC-coil)
- Module height only 15.7 mm
- PCB and screwed socket available
- For usage in domestic appliances, heating and illumination control systems

### DIMENSIONS (mm)



### BREAKING CAPACITY

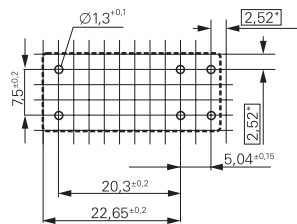


### APPROVALS

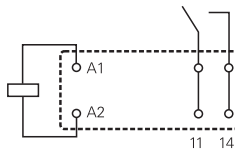


### PCB LAYOUT / TERMINAL ASSIGNMENT

16 A, 1 NO contact, pinning 5 mm



monostable version



\*) With the recommended PCB hole sizes a grid pattern from 2.5 mm to 2.54 mm can be used.



# POWER RELAYS RT



## PRODUCT KEY

Type	<b>R</b>	<b>T</b>	<b>3</b>	<b>3</b>			
Version	3 16A, pinning 5 mm, flux proof						
Contact configuration	1 1 CO contact (1 form C)		3 1 NO contact (1 form A)				
Contact material	K AgNi 90/10			L AgSnO <sub>2</sub>			
Coil	Coil code: please refer to coil versions table, preferred types in bold print						

## TECHNICAL DATA

CONTACT DATA	
Contact configuration	1 NO contact
Contact set	single contact
Rated current	16 A
Rated voltage / maximum switching voltage AC	AC 250 V~ / 440 V~
Max. breaking capacity	4000 VA
Limiting making capacity, max. 4 s, df 10%	30 A
Contact material	AgNi 90/10, AgSnO <sub>2</sub>
COIL DATA	
Rated voltage	5...110 V~
Rated power	400 mW
Operate / release voltage, coil resistance at 23°C ambient temperature	24 VDC-coil 16,8 V / 2,4 V / 1440 Ω ± 10%

Further technical data on [www.schrack.at](http://www.schrack.at)

CONTACTS	PINNING	COIL	CONTACT MATERIAL	TYPE	AVAILABLE	STORE	ORDER NO.
1 NO, 16A	5 mm	12V DC	AgNi 90/10	PREL-SL-1-AKE-M1-012G-16-5,0			<b>RT33K012</b>
1 NO, 16A	5 mm	24V DC	AgNi 90/10	PREL-SL-1-AKE-M1-024G-16-5,0			<b>RT33K024</b>

 / **Order No. blue:** Stored goods, usually ready for delivery on day of order!

# POWER RELAYS RT

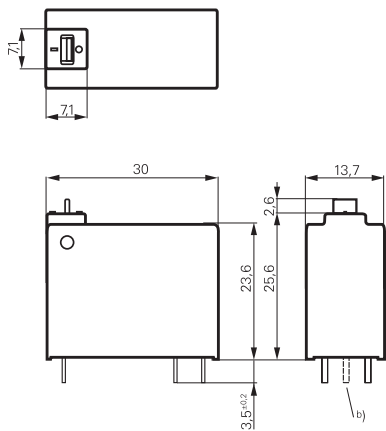
## POWER RELAYS RTI HIGH INRUSH



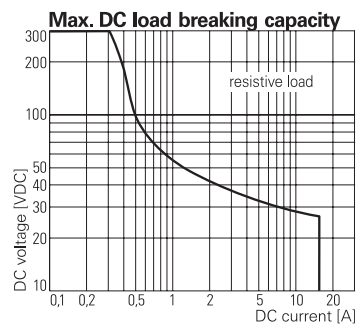
### SCHRACK-INFO

- 1 pole 16 A, 1 NO contact (W pre-make contact + AgSnO<sub>2</sub>)
- 10 A / 250 VAC making and breaking capacity acc. to IEC 60669-1
- 165 A / 20 ms inrush peak current
- Mono- or bistable coil
- 5 kV / 10 mm coil-contact
- Reinforced insulation
- Test tab (manual operator) optional
- RoHS compliant (Directive 2002/95/EC)
- For usage in illumination control systems, motion detectors, motors

### DIMENSIONS (mm)



### BREAKING CAPACITY

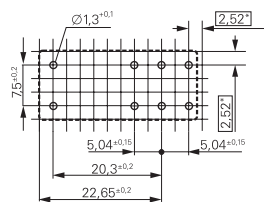


### APPROVALS



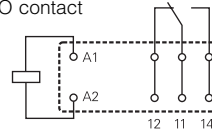
### PCB LAYOUT / TERMINAL ASSIGNMENT

16 A, pinning 5 mm

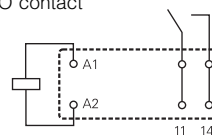


\*) With the recommended PCB hole sizes a grid pattern from 2.5 mm to 2.54 mm can be used.

1 CO contact



1 NO contact



# POWER RELAYS RT



## PRODUCT KEY

Type	<b>R T</b>	<b>3</b>			
Version	S without test lab		T with test lab (manual operator) for contact material "T" and bistable coil only		
Contact configuration	3 1 NO contact (1 form A)				
Contact material	L AgSnO <sub>2</sub>		T Tungsten (W) pre-make + AgSnO <sub>2</sub>		
Coil	Coil code: please refer to coil versions table				

## TECHNICAL DATA

CONTACT DATA		RT.3T	RTS3L
Contact configuration		1 NO contact	
Contact set		single contact	
Type of interruption		micro disconnection	
Rated current		16 A	
Rated voltage / maximum switching voltage AC		250/400 VAC	
Limiting continuous current		16 A	
Max. breaking capacity		4000 VA	
Limiting making capacity, max. 4 s, df 10%	max 20 ms (incandescent lamps)	165 A	120 A
	max 200 μs (florescent lamps)	800 A	-
Contact material		W pre-make contact+AgSnO <sub>2</sub>	AgSnO <sub>2</sub>
COIL DATA, MONOSTABLE			
Rated coil voltage range		5...110 VDC	
Rated power		typ 400 mW	
Operative range to IEC 61810		2	
Coil insulation system according UL 1446		class F	
Operate / release voltage, coil resistance at 23°C ambient temperature	24 VDC-coil	16,8 V / 2,4 V / 1440 Ω ± 10%	
	230 VAC-coil	172,5 V / 34,5 V / 32500 Ω ± 10%	


Further technical data on [www.schrack.at](http://www.schrack.at)

CONTACTS	PINNING	COIL	CONTACT MATERIAL	TYPE	AVAILABLE	STORE	ORDER NO.
1 NO, 16A	5 mm	24V DC	AgSnO <sub>2</sub>	PREL-SL-1-AKE-M1-024G-16-5			<b>RTS3L024</b>
1 NO, 16A	5 mm	24V DC	W + AgSnO <sub>2</sub>	PREL-SL-1-AKE-M1-024G-16-5			<b>RTS3T024</b>

 / **Order No. blue:** Stored goods, usually ready for delivery on day of order!

# POWER RELAYS RT

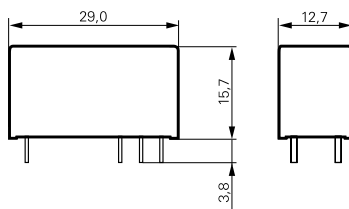
## POWER RELAYS RT2



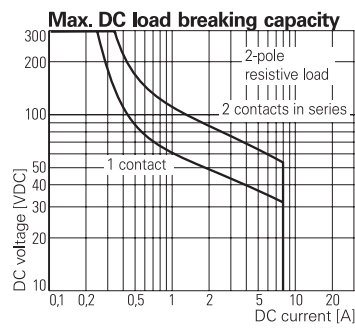
### SCHRACK-INFO

- 2 pole 8 A, 2 CO or 2 NO contacts
- DC- or AC-coil
- Sensitive coil 400mW
- Reinforced insulation
- 5 kV / 10 mm coil-contact, protection class II (VDE 0700)
- Reliable disconnection according to VDE 0160 in connection with socket YRT78626
- Module height only 15.7 mm
- PCB and screw socket available
- For usage in domestic appliances, heating systems, emergency lighting, modems

### DIMENSIONS (mm)



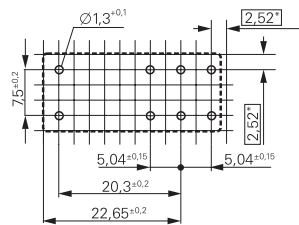
### BREAKING CAPACITY



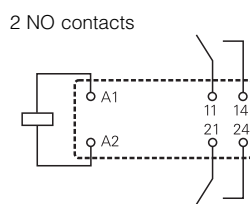
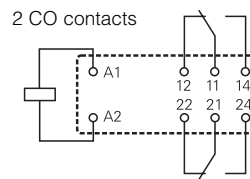
### APPROVALS



### PCB LAYOUT / TERMINAL ASSIGNMENT



\*) With the recommended PCB hole sizes a grid pattern from 2.5 mm to 2.54 mm can be used.



# POWER RELAYS RT

## PRODUCT KEY

Type	<b>R T</b>	<b>4</b>				
Version	<b>4</b> 8 A, pinning 5 mm, flux proof					
Contact configuration	<b>2</b> 2 CO contacts		<b>4</b> 2 NO contacts			
Contact material	<b>3</b> AgSnO <sub>2</sub>		<b>5</b> AgNi 90/10 gold plated			
Coil	Coil code: please refer to coil versions table					

## TECHNICAL DATA

TECHNICAL DATA		8 A
Contact configuration		2 CO or 2 NO contacts
Contact set		single contact
Rated current		8 A
Rated voltage / maximum switching voltage AC		AC 250 V~ / 440 V~
Max. breaking capacity		2000 VA
Limiting making capacity, max. 4 s, df 10%		15 A
Contact material		AgNi 90/10, AgNi 90/10 htv
COIL DATA		
Rated voltage	DC-coil	5...110 V~
	AC-coil	24...230 V~
Rated power	DC-coil	400 mW
	AC-coil	0,75 VA
Operate / release voltage, coil resistance at 23°C ambient temperature	24 VDC-coil	16,8 V / 2,4 V / 1440 Ω ± 10%
	230 VAC-coil	172,5 V / 34,5 V / 32500 Ω ± 10%

Further technical data on [www.schrack.at](http://www.schrack.at)

CONTACTS	PINNING	COIL	CONTACT MATERIAL	TYPE	AVAILABLE	STORE	ORDER NO.
2 CO, 8A	5 mm	6V DC	AgNi 90/10	PREL-SL-2-UKE-M1-006G-08-5,0			<a href="#">RT424006</a>
2 CO, 8A	5 mm	12V DC	AgNi 90/10	PREL-SL-2-UKE-M1-012G-08-5,0			<a href="#">RT424012</a>
2 CO, 8A	5 mm	24V DC	AgNi 90/10	PREL-SL-2-UKE-M1-024G-08-5,0			<a href="#">RT424024</a>
2 CO, 8A	5 mm	24V DC	AgNi 90/10, gp	PREL-SL-2-UKE-M1-024G-08-5,0			<a href="#">RT425024</a>
2 CO, 8A	5 mm	48V DC	AgNi 90/10	PREL-SL-2-UKE-M1-048G-08-5,0			<a href="#">RT424048</a>
2 CO, 8A	5 mm	110V DC	AgNi 90/10	PREL-SL-2-UKE-M1-110G-08-5,0			<a href="#">RT424110</a>
2 CO, 8A	5 mm	24V AC	AgNi 90/10	PREL-SL-2-UKE-M1-024W-08-5,0			<a href="#">RT424524</a>
2 CO, 8A	5 mm	48V AC	AgNi 90/10	PREL-SL-2-UKE-M1-048W-08-5,0			<a href="#">RT424548</a>
2 CO, 8A	5 mm	115V AC	AgNi 90/10	PREL-SL-2-UKE-M1-115W-08-5,0			<a href="#">RT424615</a>
2 CO, 8A	5 mm	230V AC	AgNi 90/10	PREL-SL-2-UKE-M1-230W-08-5,0			<a href="#">RT424730</a>

/ **Order No. blue:** Stored goods, usually ready for delivery on day of order! Additional opportunity to pick up goods at every Schrack store!

# INTERFACE RELAYS XT

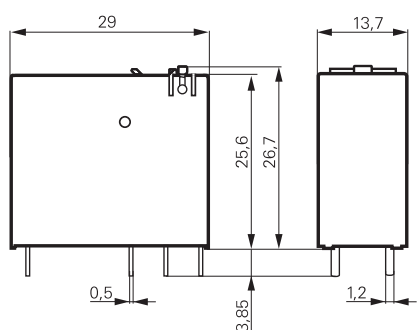
## INTERFACE PLUG-IN RELAYS XT



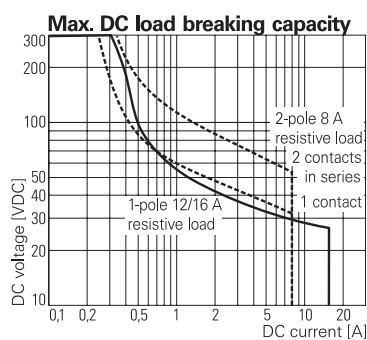
### SCHRACK-INFO

- 1 pole 16 A, 2 pole 8 A, 1 CO contact or 2 CO contacts
- DC- or AC coil, sensitive coil 400mW
- Reinforced insulation, protection class II (VDE 0700)
- 4 kV / 8 mm coil-contact
- Manual test tab, optionally lockable<sup>1)</sup>
- Version with mechanical and/or electrical indicator optionally available
- Suitable for use in Tyco standard RT sockets
- Recyclable packaging
- RoHS compliant (Directive 2002/95/EC)
- For usage in panel boards, mechanical engineering

### DIMENSIONS (mm)



### BREAKING CAPACITY

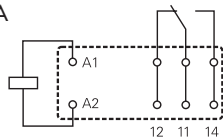


### APPROVALS

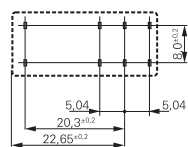
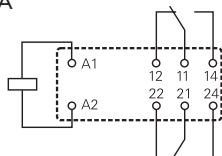


### PCB LAYOUT / TERMINAL ASSIGNMENT

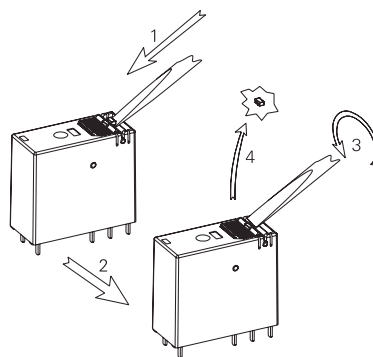
1 CO contact 16 A



2 NO contacts 8 A



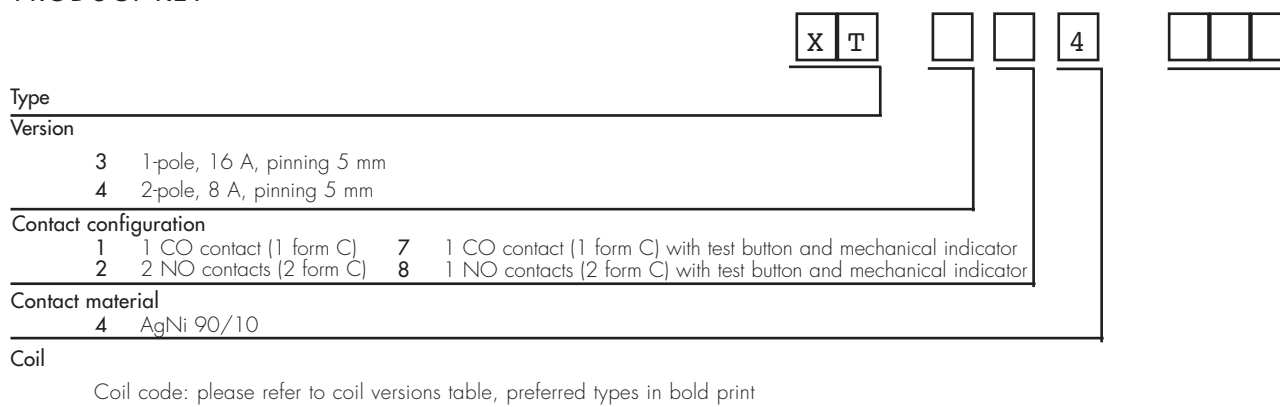
### EMPLOYMENT



<sup>1)</sup> Locking function description  
If the test button is pulled out too forcefully, it may bypass the momentary testing position and go straight into the locked position. Delivery status is with testing possibility only, to reach locking position please remove the locking plastic pip according drawing.

# INTERFACE RELAYS XT

## PRODUCT KEY



## TECHNICAL DATA

CONTACT DATA		1-POLE	2-POLE
Contact configuration		1 CO contact	2 CO contacts
Contact set		single contact	
Type of interruption		micro disconnection	
Rated current		16 A	8 A
Rated voltage / maximum switching voltage AC		240/400 V~	
Max. breaking capacity		4000 VA	2000 VA
Limiting making capacity, max. 4 s, df 10%		30 A	15 A
Contact material		AgNi 90/10	
COIL DATA, MONOSTABLE			
Rated coil voltage	DC-coil	6...110 V~	
	AC-coil	24...230 V~	
Rated power	DC-coil	typ. 400 mW	
	AC-coil	typ. 0,75 VA	
Operative range to IEC 61810		2	
Coil insulation system according UL 1446		class F	
Operate / release voltage, coil resistance at 23°C ambient temperature	24 VDC-coil	16,8 V / 2,4 V / 1440 Ω ± 10%	
	24 VDC-coil	18 V / 3,6 V / 350 Ω ± 10%	
	230 VAC-coil	172,5 V / 34,5 V / 32500 Ω ± 10%	

Further technical data on [www.schrack.at](http://www.schrack.at)


CONTACTS	PINNING	COIL	CONTACT MATERIAL	TYPE	AVAILABLE	STORE	ORDER NO.
1 CO, 16A	5 mm	24V DC	AgNi 90/10	PREL-SL-1-UKE-M1-024G-16-5,0			XT374LC4
1 CO, 16A	5 mm	24V AC	AgNi 90/10	PREL-SL-1-UKE-M1-024W-16-5,0			XT374R24
1 CO, 16A	5 mm	230V AC	AgNi 90/10	PREL-SL-1-UKE-M1-230W-16-5,0			XT374T30
2 CO, 8A	5 mm	24V DC	AgNi 90/10	PREL-SL-2-UKE-M1-024G-08-5,0			<b>XT484LC4</b>
2 CO, 8A	5 mm	24V AC	AgNi 90/10	PREL-SL-2-UKE-M1-024W-08-5,0			<b>XT484R24</b>
2 CO, 8A	5 mm	230V AC	AgNi 90/10	PREL-SL-2-UKE-M1-230W-08-5,0			<b>XT484T30</b>

/ **Order No. blue:** Stored goods, usually ready for delivery on day of order! Additional opportunity to pick up goods at every Schrack store!

## ACCESSORIES FOR POWER AND INTERFACE RELAYS RT AND XT

Page  
**16**

### ACCESSORIES FOR POWER AND INTERFACE RELAYS RT AND XT – GENERAL INFORMATION




### SCHRACK-INFO

- For industrial power relay RT, pinning 3.5 mm / 5 mm, relay height 15.7 mm
- DIN-rail socket with logical setup of connections (input/output)
- New retainer clip with ejection function
- Easy replacement of relays on a densely packed DIN-rail
- Captive combination terminal screws
- High quality rising clamp terminals
- Simple plug-in indicator- and protection modules
- Attachable marking tag
- RoHS compliant (Directive 2002/95/EC)



# ACCESSORIES FOR POWER AND INTERFACE RELAYS RT AND XT

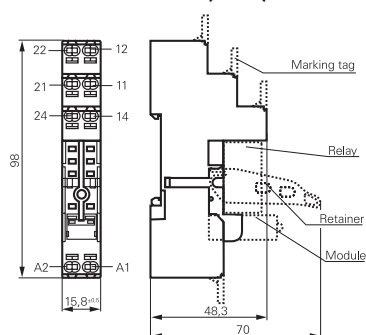
## SPRING TENSION SOCKET WITH SCREWLESS CONNECTION FOR DIN-RAIL MOUNTING



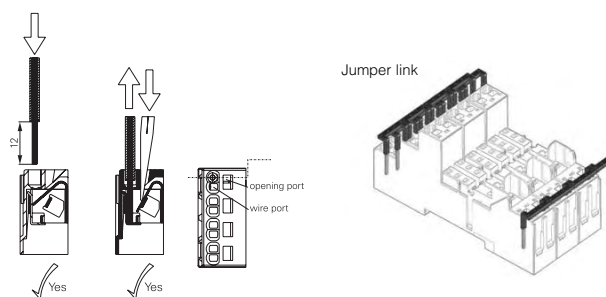
### SCHRACK-INFO

- Screwless Clamps
- Mounting of solid wires without tool
- Double Clamps per terminal
- Jumper links for interconnection
- Open coil circuit for active modules
- Logical terminal arrangement

### DIMENSIONS (mm)



### HOW TO USE / PRECAUTIONS



### APPROVALS

VDE REG.-No. 6106 in Vorbereitung, cULUS E135149

### TECHNICAL DATA

Rated current		2 x 8 A, 16A*)
Rated voltage / maximum switching voltage		240/400 V AC
Wire cross section	solid wire	1 x 0,75 / 1 / 1,5 mm <sup>2</sup> , 2 x 0,75 / 1 mm <sup>2</sup>
	stranded wire without bootlace crimp	1 x 0,75 / 1 / 1,5 mm <sup>2</sup> , 2 x 0,75 / 1 mm <sup>2</sup>
	without bootlace crimp with standard isolation	2 x 1.5 mm <sup>2</sup>
	with bootlace crimp	1 x 0,75 / 1 mm <sup>2</sup> , 2 x 0.75 mm <sup>2</sup>
	with bootlace crimp without isolation or isolation min 18 mm long	1 x 1.5 mm <sup>2</sup>

For stranded wires with braids 0.05 mm or smaller the use of bootlace crimps is recommended. When using stranded wires without bootlace crimp the clamp must be opened during insertion.  
\* For 1 pole relays the relay terminals 11-21, 12-22 and 14-24 have to be bridged.

DESCRIPTION	FOR RELAY TYPE	AVAILABLE	STORE	ORDER NO.
Spring tension socket, pinning 5 mm for DIN-rail mounting	RT2x, RT3x, RT4x, XT, RP4x			RT7872P
Retainer clip for RT relay	RT2x, RT3x, RT4x			<b>RT17017</b>
Retainer clip for XT relay	XT, RP4			<b>XT17017</b>
Jumper link	-			<b>PT170P1</b>

/ **Order No. blue:** Stored goods, usually ready for delivery on day of order! Additional opportunity to pick up goods at every Schrack store!

# ACCESSORIES FOR POWER AND INTERFACE RELAYS RT AND XT

## PLUG-IN SOCKET WITH SCREWING CONNECTION FOR DIN-RAIL MOUNTING



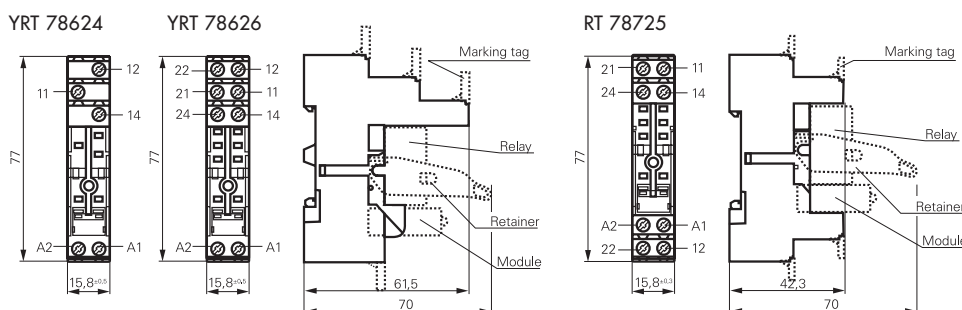
### SCHRACK-INFO

- Easy replacement of relays on a densely packed DIN-rail
- High quality rising clamp terminals
- Captive combination terminal screws

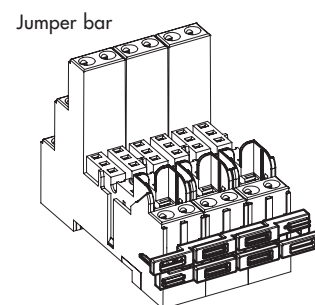
### APPROVALS



### DIMENSIONS (mm)



### EMPLOYMENT



### TECHNICAL DATA

	YRT 78624	YRT 78626	RT 78725
Rated current	12 A	2 x 8 A, 16 A*)	2 x 8 A, 16 A*)
Rated voltage	AC 250 V~		
Anschlüsse	Schraubanschlüsse		
Terminal screw torque acc. IEC 61984	0,5 Nm		
max.	0,7 Nm		
Wire cross section	single wire	2 x 2,5 mm <sup>2</sup>	2 x 2,5 mm <sup>2</sup>
	stranded wire	2 x 2,5 mm <sup>2</sup>	2 x 2,5 mm <sup>2</sup>
	with bootlace crimp (DIN 46228/1)	2 x 1.5 mm <sup>2</sup>	2 x 1.5 mm <sup>2</sup>

\* For 1 pole relays the relay terminals 11-21, 12-22 and 14-24 have to be bridged.

DESCRIPTION	FOR RELAY TYPE	AVAILABLE	STORE	ORDER NO.
Plug-in socket with screw terminal, logical version, pinning 3.5 mm for DIN rail mounting	RT1x			<b>YRT78624</b>
Plug-in socket with screw terminal, logical version, pinning 5 mm for DIN rail mounting	XT, RT2x, RT3x, RT4x			<b>YRT78626</b>
Plug-in socket with screw terminal, conventional version, pinning 5 mm for DIN rail mounting	RT2x, RT3x, RT4x			<b>RT78725</b>
Retainer clip for RT relay with ejection function	RT1x, RT2x, RT3x, RT4x			<b>RT17017</b>
Retainer clip for XT relay with ejection function	XT			<b>XT17017</b>
Jumper link 8-fold	-			<b>RT170R8</b>
Marking tag	-			<b>YRT16040</b>

/ **Order No. blue:** Stored goods, usually ready for delivery on day of order! Additional opportunity to pick up goods at every Schrack store!

## ACCESSORIES FOR POWER AND INTERFACE RELAYS RT AND XT

### LED AND PROTECTION MODULE



#### SCHRACK-INFO

- Fits to cage clamp and screw terminals

DESCRIPTION	FOR RELAY	TYPE	AVAILABLE	STORE	ORDER NO.
LED red 6...24 V DC/V AC	YPTx, PTx, YRTx, RTx	EM07			<a href="#">YMLRA024</a>
LED red 6...24 V DC with PD (A1+, A2-)	YPTx, PTx, YRTx, RTx	EM18			<a href="#">YMLRD024-A</a>
LED red 6...24 V DC with PD (A1-, A2+)	YPTx, PTx, YRTx, RTx	EM08			<a href="#">YMLRD024</a>
LED red 110...230 V AC	YPTx, PTx, YRTx, RTx	EM06			<a href="#">YMLRW230</a>
LED green 6...24 V DC/V AC	YPTx, PTx, YRTx, RTx	EM11			<a href="#">YMLGA024</a>
LED green 6...24 V DC with PD (A1+, A2-)	YPTx, PTx, YRTx, RTx	EM12			<a href="#">YMLGD024</a>
LED green 110...230 V AC	YPTx, PTx, YRTx, RTx	EM10			<a href="#">YMLGW230</a>
Protection diode (A1+, A2-), 6/230 V DC	YPTx, PTx, YRTx, RTx	EM09			<a href="#">YMGDG230</a>
RC circuit 6...60 V AC	YPTx, PTx, YRTx, RTx	EM02			<a href="#">YMRWC024</a>
RC circuit 110...230 V AC	YPTx, PTx, YRTx, RTx	EM03			<a href="#">YMRWC230</a>
Varistor 24 V AC	YPTx, PTx, YRTx, RTx	EM04			<a href="#">YMVAW024</a>
Varistor 230 V AC	YPTx, PTx, YRTx, RTx	EM05			<a href="#">YMVAW230</a>

/ **Order No. blue:** Stored goods, usually ready for delivery on day of order! Additional opportunity to pick up goods at every Schrack store!

# MINIATURE RELAYS PT

## MINIATURE RELAYS PT

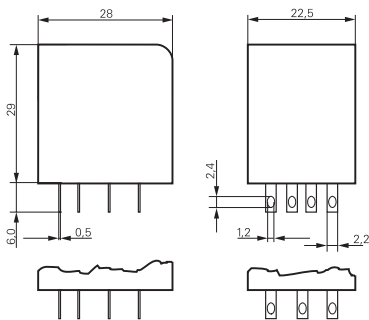


### SCHRACK-INFO

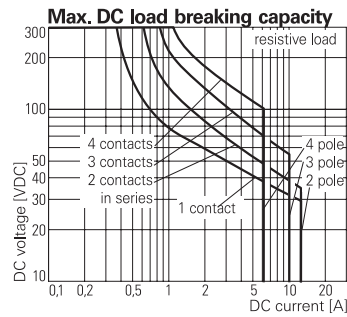
- 2 pole 12 A, 3 pole 10 A or 4 pole 6 A
- 2, 3 or 4 CO contacts
- DC- or AC-coil
- Switching performance up to 3000 VA
- Relay height 29 mm
- Cadmium free contact material
- Mechanical indicator, optional LED and protection diode
- Manual test tab, optionally lockable
- White marking tabs

### DIMENSIONS (mm)

Solder- and plug-in terminals (standard version)



### BREAKING CAPACITY



### APPROVALS

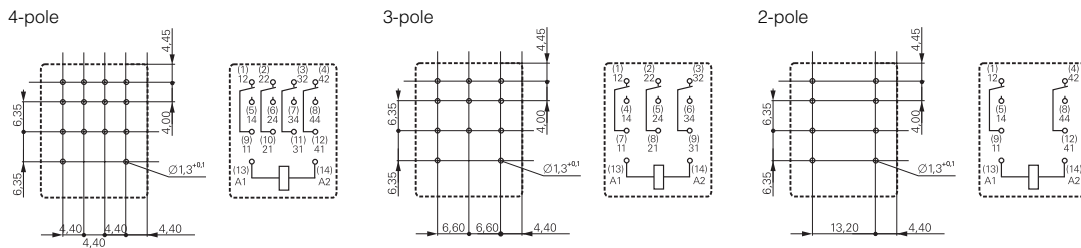


### CIRCUIT DIAGRAMS

LED protection diode+LED



### PCB LAYOUT / TERMINAL ASSIGNMENT



### PRODUCT KEY

Type	<b>P</b>	<b>T</b>				
Contact configuration	<ul style="list-style-type: none"> <li><b>2</b> 2 C/O contacts</li> <li><b>3</b> 3 C/O contacts</li> <li><b>5</b> 4 C/O contacts</li> </ul>					
Contact material	<ul style="list-style-type: none"> <li><b>7</b> AgNi 90/10, with test button*)</li> <li><b>8</b> AgNi 90/10, gold plated, with test button*)</li> </ul>					
Version	<ul style="list-style-type: none"> <li><b>0</b> standard, AMP 2.8</li> <li><b>1</b> PCB terminals</li> </ul>					
Coil	Coil code: please refer to coil versions table, preferred types in bold print					

\*) Version with closed cap without test button available on request.  
Other types on request.

# MINIATURE RELAYS PT

## TECHNICAL DATA

CONTACT DATA		PT2	PT3	PT5
Contact configuration		2 CO contacts	3 CO contacts	4 CO contacts
Contact set		single contact		
Type of interruption		micro disconnection		
Rated current		12 A	10 A	6 A
Rated voltage / maximum switching voltage AC		240/400 VAC	240/400 VAC	240/240 VAC
Max. breaking capacity		3000 VA	2500 VA	1500 VA
Limiting making capacity, max. 20 ms		24 A	20 A	12 A
Contact material		AgNi90/10, AgNi90/10 gold plated		
Minimal contact load		12V/10mA, 20mV/1mA gold plated		
COIL DATA				
Rated coil voltage	DC-coil	6...220 VDC		
	AC-coil	6...230 VAC		
Rated power	DC-coil	0,75 mW		
	AC-coil	1,0 VA		
Operate / release voltage, coil resistance at 23°C ambient temperature	24 VDC-coil	18 V / 2,4 V / 777 Ω ± 10%		
	24 VDC-coil	19,2 V / 7,2 V / 192 Ω ± 10%		
	230 VAC-coil	184 V / 69 V / 19465 Ω ± 10%		

Further technical data on [www.schrack.at](http://www.schrack.at)

CONTACTS	COIL	CONTACT MATERIAL	TYPE	AVAILABLE	STORE	ORDER NO.
2 CO, 12A	24V DC	AgNi 90/10	SREL-SL-2-UKE-M1-024G-12			<a href="#">PT270024</a>
2 CO, 12A	48V DC	AgNi 90/10	SREL-SL-2-UKE-M1-048G-12			<a href="#">PT270048</a>
2 CO, 12A	110V DC	AgNi 90/10	SREL-SL-2-UKE-M1-110G-12			<a href="#">PT270110</a>
2 CO, 12A	24V AC	AgNi 90/10	SREL-SL-2-UKE-M1-024W-12			<a href="#">PT270524</a>
2 CO, 12A	230V AC	AgNi 90/10	SREL-SL-2-UKE-M1-230W-12			<a href="#">PT270730</a>
3 CO, 10A	24V DC	AgNi 90/10	SREL-SL-3-UKE-M1-024G-10			<a href="#">PT370024</a>
3 CO, 10A	24V AC	AgNi 90/10	SREL-SL-3-UKE-M1-024W-10			<a href="#">PT370524</a>
3 CO, 10A	230V AC	AgNi 90/10	SREL-SL-3-UKE-M1-230W-10			<a href="#">PT370730</a>
4 CO, 6A	6V DC	AgNi 90/10	SREL-SL-4-UKE-M1-006G-06			<a href="#">PT570006</a>
4 CO, 6A	12V DC	AgNi 90/10	SREL-SL-4-UKE-M1-012G-06			<a href="#">PT570012</a>
4 CO, 6A	24V DC	AgNi 90/10	SREL-SL-4-UKE-M1-024G-06			<a href="#">PT570024</a>
4 CO, 6A	48V DC	AgNi 90/10	SREL-SL-4-UKE-M1-048G-06			<a href="#">PT570048</a>
4 CO, 6A	60V DC	AgNi 90/10	SREL-SL-4-UKE-M1-060G-06			<a href="#">PT570060</a>
4 CO, 6A	110V DC	AgNi 90/10	SREL-SL-4-UKE-M1-110G-06			<a href="#">PT570110</a>
4 CO, 6A	220V DC	AgNi 90/10	SREL-SL-4-UKE-M1-220G-06			<a href="#">PT570220</a>
4 CO, 6A	6V AC	AgNi 90/10	SREL-SL-4-UKE-M1-006W-06			<a href="#">PT570506</a>
4 CO, 6A	12V AC	AgNi 90/10	SREL-SL-4-UKE-M1-012W-06			<a href="#">PT570512</a>
4 CO, 6A	24V AC	AgNi 90/10	SREL-SL-4-UKE-M1-024W-06			<a href="#">PT570524</a>
4 CO, 6A	48V AC	AgNi 90/10	SREL-SL-4-UKE-M1-048W-06			<a href="#">PT570548</a>
4 CO, 6A	60V AC	AgNi 90/10	SREL-SL-4-UKE-M1-060W-06			<a href="#">PT570560</a>
4 CO, 6A	115V AC	AgNi 90/10	SREL-SL-4-UKE-M1-115W-06			<a href="#">PT570615</a>
4 CO, 6A	230V AC	AgNi 90/10	SREL-SL-4-UKE-M1-230W-06			<a href="#">PT570730</a>
4 CO, 6A, with LED	24V DC	AgNi 90/10	SREL-SL-4-UKE-M1-024G-06			<a href="#">PT570L24</a>
4 CO, 6A, with LED	220V DC	AgNi 90/10	SREL-SL-4-UKE-M1-220G-06			<a href="#">PT570N20</a>
4 CO, 6A, with LED	24V AC	AgNi 90/10	SREL-SL-4-UKE-M1-024W-06			<a href="#">PT570R24</a>
4 CO, 6A, with LED	230V AC	AgNi 90/10	SREL-SL-4-UKE-M1-230W-06			<a href="#">PT570T30</a>
4 CO, 6A, gold plated	12V DC	AgNi 90/10 gp	SREL-SL-4-UKE-M1-012G-06			<a href="#">PT580012</a>
4 CO, 6A, gold plated	24V DC	AgNi 90/10 gp	SREL-SL-4-UKE-M1-024G-05			<a href="#">PT580024</a>
4 CO, 6A, gold plated	110V DC	AgNi 90/10 gp	SREL-SL-4-UKE-M1-110G-05			<a href="#">PT580110</a>
4 CO, 6A, gold plated	220V DC	AgNi 90/10 gp	SREL-SL-4-UKE-M1-220G-05			<a href="#">PT580220</a>
4 CO, 6A, gold plated	24V AC	AgNi 90/10 gp	SREL-SL-4-UKE-M1-024W-05			<a href="#">PT580524</a>
4 CO, 6A, gold plated	115V AC	AgNi 90/10 gp	SREL-SL-4-UKE-M1-115W-05			<a href="#">PT580615</a>
4 CO, 6A, gold plated	230V AC	AgNi 90/10 gp	SREL-SL-4-UKE-M1-230W-05			<a href="#">PT580730</a>
4 CO, 6A, gold plated, with LED	24V DC	AgNi 90/10 gp	SREL-SL-4-UKE-M1-024G-05			<a href="#">PT580L24</a>
4 CO, 6A, gold plated, with LED	230V AC	AgNi 90/10 gp	SREL-SL-4-UKE-M1-230W-06			<a href="#">PT580T30</a>

/ **Order No. blue:** Stored goods, usually ready for delivery on day of order! Additional opportunity to pick up goods at every Schrack store!

# ACCESSORIES FOR MINIATURE RELAYS PT

## ACCESSORIES FOR MINIATURE RELAYS PT – GENERAL INFORMATION



### SCHRACK-INFO

- Easy replacement of relays on a densely packed DIN rail
- No reduction of protection class or creepage/clearance with plastic retainer
- Plug-in indicator- and protection modules
- Retainer clip with ejection function for relays of 29 mm height
- DIN-rail sockets and accessories: RoHS compliant (Directive 2002/95/EC)

## LED AND PROTECTION MODULES



### SCHRACK-INFO

- Fits to cage clamp and screw terminals

DESCRIPTION	FOR RELAY	TYPE	AVAILABLE	STORE	ORDER NO.
LED red 6...24 V DC/V AC	YPTx, PTx, YRTx, RTx	EM07			<a href="#">YMLRA024</a>
LED red 6...24 V DC with PD (A1+, A2-)	YPTx, PTx, YRTx, RTx	EM18			<a href="#">YMLRD024-A</a>
LED red 6...24 V DC with PD (A1-, A2+)	YPTx, PTx, YRTx, RTx	EM08			<a href="#">YMLRD024</a>
LED red 110...230 V AC	YPTx, PTx, YRTx, RTx	EM06			<a href="#">YMLRW230</a>
LED green 6...24 V DC/V AC	YPTx, PTx, YRTx, RTx	EM11			<a href="#">YMLGA024</a>
LED green 6...24 V DC with PD (A1+, A2-)	YPTx, PTx, YRTx, RTx	EM12			<a href="#">YMLGD024</a>
LED green 110...230 V AC	YPTx, PTx, YRTx, RTx	EM10			<a href="#">YMLGW230</a>
Protection diode (A1+, A2-), 6/230 V DC	YPTx, PTx, YRTx, RTx	EM09			<a href="#">YMFDG230</a>
RC circuit 6...60 V AC	YPTx, PTx, YRTx, RTx	EM02			<a href="#">YMRCW024</a>
RC circuit 110...230 V AC	YPTx, PTx, YRTx, RTx	EM03			<a href="#">YMRCW230</a>
Varistor 24 V AC	YPTx, PTx, YRTx, RTx	EM04			<a href="#">YMVAV024</a>
Varistor 230 V AC	YPTx, PTx, YRTx, RTx	EM05			<a href="#">YMVAV230</a>

/ **Order No. blue:** Stored goods, usually ready for delivery on day of order! Additional opportunity to pick up goods at every Schrack store!

# ACCESSORIES FOR MINIATURE RELAYS PT

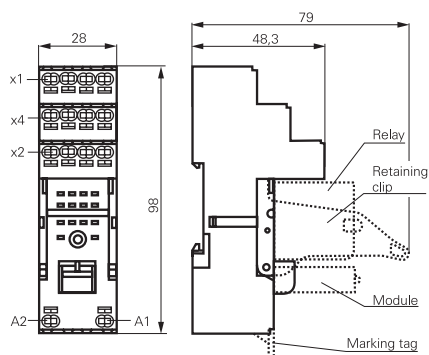
## SPRING TENSION SOCKET WITH SCREWLESS TERMINAL



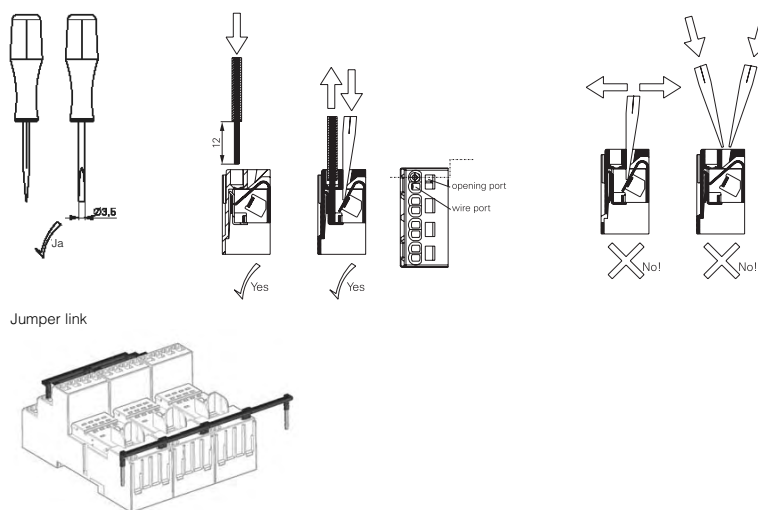
### SCHRACK-INFO

- PT 4 pole 6 A
- Screwless Clamps
- Mounting of solid wires without tool
- Double Clamps per terminal
- Jumper links for interconnection
- Open coil circuit for active modules
- Logical terminal arrangement

### DIMENSIONS (mm)



### HOW TO USE / PRECAUTIONS



### APPROVALS

VDE REG.-Nr. 115719 E135149

### TECHNICAL DATA

		4-POLE
Rated current		6 A
Rated voltage		240 V~
Dielectric strength	Coil-contact circuit	2500 V <sub>eff</sub>
	Open contact circuit	1200 V <sub>eff</sub>
	Adjacent contact circuit	2000 V <sub>eff</sub>
Terminals		screwless
Wire strip length		12 mm
Wire cross section	solid wire	1 x 0,75 / 1 / 1,5 mm <sup>2</sup> , 2 x 0,75 / 1 mm <sup>2</sup>
	with standard isolation (no oversize isolation)	2 x 1.5 mm <sup>2</sup>
	stranded wire without bootlace crimp	1 x 0,75 / 1 / 1,5 mm <sup>2</sup> , 2 x 0,75 / 1 mm <sup>2</sup>
	without bootlace crimp with standard isolation	2 x 1.5 mm <sup>2</sup>
	with bootlace crimp	1 x 0,75 / 1 mm <sup>2</sup> , 2 x 0.75 mm <sup>2</sup>
with bootlace crimp without isolation or isolation min 18 mm long	1 x 1.5 mm <sup>2</sup>	

DESCRIPTION	FOR RELAY TYPE	AVAILABLE	STORE	ORDER NO.
Socket, logical terminal arrangement, socket with screwless terminals, 4-pole	PT5x			<b>PT7874P</b>
Plastic fixation clip	PT5x			<b>PT17021</b>
Plastic retaining clip	PT5x			<b>PT17024</b>
Jumper link	-			<b>PT170P1</b>
Marking tag	-			<b>YPT16040</b>

/ Order No. blue: Stored goods, usually ready for delivery on day of order!

# ACCESSORIES FOR MINIATURE RELAYS PT


## DIN-RAIL SOCKET WITH SCREW TYPE CONNECTION, LOGICAL VERSION



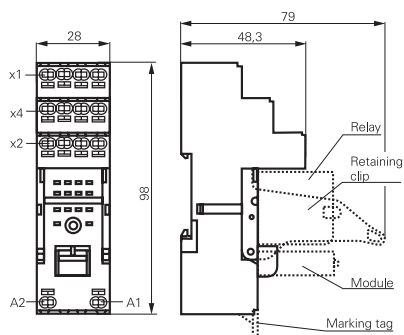
### SCHRACK-INFO

- Socket with logical arrangement of control/load terminals
- High quality rising clamp terminals
- Captive combination terminal screws
- Second A2 for easier looping
- Jumper bars for interconnection

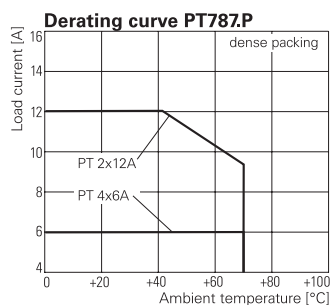
### APPROVALS

VDE REG.-Nr. 115719  E135149

### DIMENSIONS (mm)









### DERATING CURVE



### TECHNICAL DATA

		2-POLE	4-POLE
Rated current		12 A	6 A
Limiting continuous current		see derating curve	
Rated voltage		AC 240 / 400 V~	240 V~
Dielectric strength	coil-contact circuit	2500 V <sub>eff</sub>	2500 V <sub>eff</sub>
	open contact circuit	1200 V <sub>eff</sub>	1200 V <sub>eff</sub>
	adjacent contact circuits	2500 V <sub>eff</sub>	2000 V <sub>eff</sub>
Terminals		screw	
Terminal screw torque acc. IEC 61984		0,5 Nm	
	max.	0,7 Nm	
Wire cross section	single wire	2 x 2,5 mm <sup>2</sup>	
	stranded wire	2 x 2,5 mm <sup>2</sup>	
	with bootlace crimp (DIN 46228/1)	2 x 1.5 mm <sup>2</sup>	

DESCRIPTION	FOR RELAY TYPE	AVAILABLE	STORE	ORDER NO.
Socket, logical terminal arrangement, 2-pole	PT2x			PT78722
Socket, logical terminal arrangement, 4-pole	PT5x			<b>PT78742</b>
Plastic fixation clip	PTx			<b>PT17021</b>
Plastic retaining clip	PTx			<b>PT17024</b>
Jumper link, 6-fold	-			<b>PT170R6</b>
Marking tag	-			<b>YPT16040</b>

 / **Order No. blue:** Stored goods, usually ready for delivery on day of order!

LED module look at page 22.



# ACCESSORIES FOR MINIATURE RELAYS PT

## DIN-RAIL SOCKET WITH SCREW TYPE CONNECTION, CONVENTIONAL VERSION



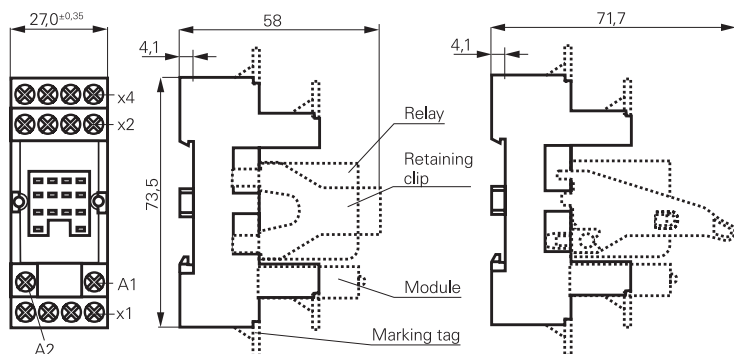
### SCHRACK-INFO

- High quality rising clamp terminals
- Captive combination terminal screws

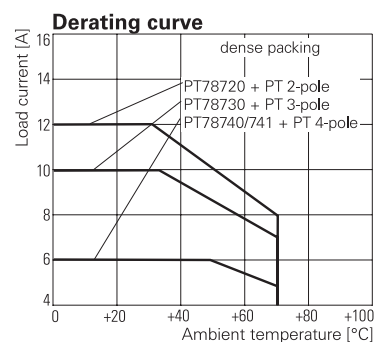
### APPROVALS



### DIMENSIONS (mm)



### DERATING CURVE



### TECHNICAL DATA

	2-POLE	3-POLE	4-POLE
Rated current	12 A	10A	6 A
Limiting continuous current	see derating curve		
Rated voltage	AC 240/400 V~	AC 240/400 V~	AC 240 V~
Dielectric strength	coil-contact circuit	2500 V <sub>eff</sub>	2500 V <sub>eff</sub>
	open contact circuit	1200 V <sub>eff</sub>	1200 V <sub>eff</sub>
	adjacent contact circuits	2500 V <sub>eff</sub>	2000 V <sub>eff</sub>
Terminals	screw		
Terminal screw torque acc. IEC 61984	0,5 Nm		
	max.	0,7 Nm	
Wire cross section	single wire	2 x 2,5 mm <sup>2</sup>	
	stranded wire	2 x 2,5 mm <sup>2</sup>	
	with bootlace crimp (DIN 46228/1)	2 x 1.5 mm <sup>2</sup>	

DESCRIPTION	FOR RELAY TYPE	AVAILABLE	STORE	ORDER NO.
DIN-rail socket with screw type terminals, 2-pole	PT2x			<a href="#">YPT78702</a>
DIN-rail socket with screw type terminals, 3-pole	PT3x			<a href="#">YPT78703</a>
DIN-rail socket with screw type terminals, 4-pole	PT5x			<a href="#">YPT78704</a>
DIN-rail socket with screw type terminals, 4-pole with PD	PT5x with DC-coil			<a href="#">YPT78110</a>
Plastic fixation clip	PTx			<a href="#">YPT16016</a>
Plastic retaining clip with ejection function	PTx			<a href="#">PT17024</a>
Jumper link, 6-fold	-			<a href="#">PT170R6</a>
Marking tag	-			<a href="#">YPT16040</a>

/ **Order No. blue:** Stored goods, usually ready for delivery on day of order!

LED module look at page 22.

# MULTIMODE RELAYS MT

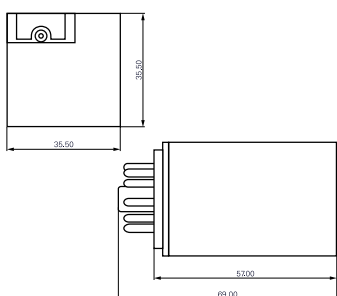
## MULTIMODE RELAYS MT



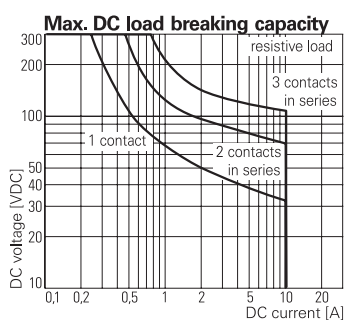
### SCHRACK-INFO

- 2 / 3 pole 10 A
- 2 CO or 3 CO contacts
- DC and AC coils
- Cadmium free contact material
- Mechanical indicator as standard
- Optional electrical indicator
- New test system with front operated finger protected push-to-test button and integral locking test tab
- White write on panel

### DIMENSIONS (mm)



### BREAKING CAPACITY

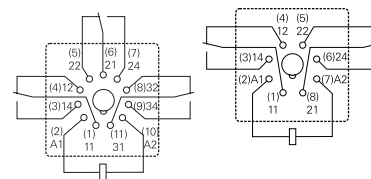


### APPROVALS



### TERMINAL ASSIGNMENT

Bottom view on pins



### PRODUCT KEY

Type	<b>M T</b>
Contact configuration	2 2 CO contacts (2 form C), 8-pin      3 3 CO contacts (3 form C), 11-pin
Contact material	2 AgNi 90/10      B AgNi 90/10, bifurcated contacts, gold plated 3 AgNi 90/10, gold plated
Version	1 DC with test button      6 AC with test button 3 DC with test button and bipolar LED      8 AC with test button and LED
Coil	Coil code: please refer to coil versions table, preferred types in bold print
Other types on request	

### TECHNICAL DATA

CONTACT DATA		10 A
Contact configuration		Contact configuration
Contact set		Einfachkontakt
Rated current		10 A
Rated voltage / maximum switching voltage AC		250 V~ / 440 V~
Max. breaking capacity		2500 VA
Limiting making capacity, max. 4 s, df 10%		20 A
COIL DATA		
Rated Voltage	DC-coil	6...220 VDC
	AC-coil	6...230 VAC
Rated power	DC-coil	typ. 1,2 W
	AC-coil	typ. 2,3 VA
Operate / release voltage, coil resistance at 23°C ambient temperature	24 VDC-coil	18 V / 2,4 V / 475 Ω ± 10%
	24 VDC-coil	19,2 V / 9,6 V / 86 Ω ± 10%
	230 VAC-coil	184 V / 92 V / 8300 Ω ± 10%

Further technical data on [www.schrack.at](http://www.schrack.at)

## MULTIMODE RELAYS MT

CONTACTS	COIL	CONTACT MATERIAL	TYPE	AVAILABLE	STORE	ORDER NO.
2 CO, 10A	12V DC	AgNi 90/10	SREL-SL-2-UKE-M1-012G-10			MT221012
2 CO, 10A	24V DC	AgNi 90/10	SREL-SL-2-UKE-M1-024G-10			<b>MT221024</b>
2 CO, 10A	48V DC	AgNi 90/10	SREL-SL-2-UKE-M1-048G-10			<b>MT221048</b>
2 CO, 10A	110V DC	AgNi 90/10	SREL-SL-2-UKE-M1-110G-10			MT221110
2 CO, 10A	220V DC	AgNi 90/10	SREL-SL-2-UKE-M1-220G-10			<b>MT221220</b>
2 CO, 10A with LED	24V DC	AgNi 90/10	SREL-SL-2-UKE-M1-024G-10			MT223024
2 CO, 10A	12V AC	AgNi 90/10	SREL-SL-2-UKE-M1-012W-10			MT226012
2 CO, 10A	24V AC	AgNi 90/10	SREL-SL-2-UKE-M1-024W-10			<b>MT226024</b>
2 CO, 10A	48V AC	AgNi 90/10	SREL-SL-2-UKE-M1-048W-10			MT226048
2 CO, 10A	115V AC	AgNi 90/10	SREL-SL-2-UKE-M1-115W-10			<b>MT226115</b>
2 CO, 10A	230V AC	AgNi 90/10	SREL-SL-2-UKE-M1-230W-10			<b>MT226230</b>
2 CO, 10A with LED	24V AC	AgNi 90/10	SREL-SL-2-UKE-M1-024W-10			<b>MT228024</b>
2 CO, 10A with LED	230V AC	AgNi 90/10	SREL-SL-2-UKE-M1-230W-10			MT228230
3 CO, 10A	12V DC	AgNi 90/10	SREL-SL-3-UKE-M1-012G-10			<b>MT321012</b>
3 CO, 10A	24V DC	AgNi 90/10	SREL-SL-3-UKE-M1-024G-10			<b>MT321024</b>
3 CO, 10A	36V DC	AgNi 90/10	SREL-SL-3-UKE-M1-036G-10			MT321036
3 CO, 10A	48V DC	AgNi 90/10	SREL-SL-3-UKE-M1-048G-10			<b>MT321048</b>
3 CO, 10A	60V DC	AgNi 90/10	SREL-SL-3-UKE-M1-060G-10			<b>MT321060</b>
3 CO, 10A with PD	24V DC	AgNi 90/10	SREL-SL-3-UKE-M1-024G-10			<b>MT3210C4</b>
3 CO, 10A	110V DC	AgNi 90/10	SREL-SL-3-UKE-M1-110G-10			<b>MT321110</b>
3 CO, 10A	125V DC	AgNi 90/10	SREL-SL-3-UKE-M1-125G-10			<b>MT321125</b>
3 CO, 10A	220V DC	AgNi 90/10	SREL-SL-3-UKE-M1-220G-10			<b>MT321220</b>
3 CO, 10A with LED	12V DC	AgNi 90/10	SREL-SL-3-UKE-M1-012G-10			MT323012
3 CO, 10A with LED	24V DC	AgNi 90/10	SREL-SL-3-UKE-M1-024G-10			<b>MT323024</b>
3 CO, 10A with LED	48V DC	AgNi 90/10	SREL-SL-3-UKE-M1-048G-10			<b>MT323048</b>
3 CO, 10A with LED	60V DC	AgNi 90/10	SREL-SL-3-UKE-M1-060G-10			<b>MT323060</b>
3 CO, 10A with PD and LED	24V DC	AgNi 90/10	SREL-SL-3-UKE-M1-024G-10			<b>MT3230C4</b>
3 CO, 10A with LED	110V DC	AgNi 90/10	SREL-SL-3-UKE-M1-110G-10			<b>MT323110</b>
3 CO, 10A with LED	220V DC	AgNi 90/10	SREL-SL-3-UKE-M1-220G-10			<b>MT323220</b>
3 CO, 10A	12V AC	AgNi 90/10	SREL-SL-3-UKE-M1-012W-10			<b>MT326012</b>
3 CO, 10A	24V AC	AgNi 90/10	SREL-SL-3-UKE-M1-024W-10			<b>MT326024</b>
3 CO, 10A	48V AC	AgNi 90/10	SREL-SL-3-UKE-M1-048W-10			<b>MT326048</b>
3 CO, 10A	60V AC	AgNi 90/10	SREL-SL-3-UKE-M1-060W-10			<b>MT326060</b>
3 CO, 10A	115V AC	AgNi 90/10	SREL-SL-3-UKE-M1-115W-10			<b>MT326115</b>
3 CO, 10A	230V AC	AgNi 90/10	SREL-SL-3-UKE-M1-230W-10			<b>MT326230</b>
3 CO, 10A with LED	24V AC	AgNi 90/10	SREL-SL-3-UKE-M1-024W-10			<b>MT328024</b>
3 CO, 10A with LED	115V AC	AgNi 90/10	SREL-SL-3-UKE-M1-115W-10			<b>MT328115</b>
3 CO, 10A with LED	230V AC	AgNi 90/10	SREL-SL-3-UKE-M1-230W-10			<b>MT328230</b>
3 CO, 10A	24V DC	AgNi 90/10, gp	SREL-SL-3-UKE-M1-024G-10			<b>MT331024</b>
3 CO, 10A	110V DC	AgNi 90/10, gp	SREL-SL-3-UKE-M1-110G-10			<b>MT331110</b>
3 CO, 10A	220V DC	AgNi 90/10, gp	SREL-SL-3-UKE-M1-220G-10			<b>MT331220</b>
3 CO, 10A with LED	24V DC	AgNi 90/10, gp	SREL-SL-3-UKE-M1-024G-10			<b>MT333024</b>
3 CO, 10A with PD and LED	24V DC	AgNi 90/10, gp	SREL-SL-3-UKE-M1-024G-10			<b>MT3330C4</b>
3 CO, 10A with LED	220V DC	AgNi 90/10, gp	SREL-SL-3-UKE-M1-220G-10			MT333220
3 CO, 10A with LED	230V AC	AgNi 90/10, gp	SREL-SL-3-UKE-M1-230W-10			<b>MT336230</b>
3 CO, 10A with LED	230V AC	AgNi 90/10, gp	SREL-SL-3-UKE-M1-230W-10			<b>MT338230</b>

/ **Order No. blue:** Stored goods, usually ready for delivery on day of order! Additional opportunity to pick up goods at every Schrack store!

## ACCESSORIES FOR MULTIMODE RELAYS MT

Page  
28

### ACCESSORIES FOR MULTIMODE RELAYS MT AND COMPAREABLE RELAYS WITH 8- OR 11-POLE SOCKET – GENERAL INFORMATION



#### SCHRACK-INFO

- Snap-on mounting on DIN-rail
- Screw mounting
- Pozidrive screws with rising clamp terminals
- Logical layout of input-/output connections
- White marking area
- Din-rail sockets and accessories: RoHS compliant (Directive 2002/95/EC)

#### TECHNICAL DATA

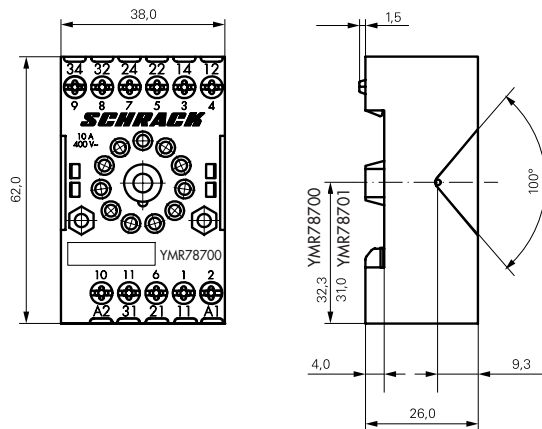
Rated current	10A
Rated voltage	400 V~
Dielectric strength      Coil-contact circuit	> 3000 V <sub>eff</sub>
Ambient temperature	+80 °C
Protection class	IP 20
Protection against contact equals	VBG 4
Mounting / rail	DIN50024 / 22
Wire cross section	2 x 2,5mm <sup>2</sup>
Terminal screw torque	0,8 Nm
max.	1 Nm

# ACCESSORIES FOR MULTIMODE RELAYS MT

## MT DIN-RAIL SOCKET WITH SCREW TYPE CONNECTION

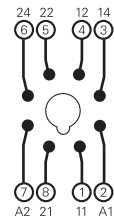


### DIMENSIONS (mm)

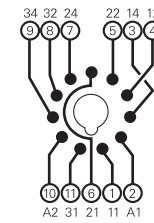


### TERMINAL ASSIGNMENT

2-pole (YMR78701)



3-pole (YMR78700)



DESCRIPTION	FOR RELAY TYPE	AVAILABLE	STORE	ORDER NO.
MT DIN-rail socket with screw type terminals, 2-pole	MT2x			<b>YMR78701</b>
MT DIN-rail socket with screw type terminals, 3-pole	MT3x			<b>YMR78700</b>

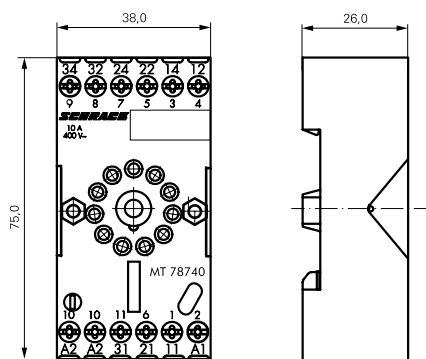
/ **Order No. blue:** Stored goods, usually ready for delivery on day of order! Additional opportunity to pick up goods at every Schrack store!

# ACCESSORIES FOR MULTIMODE RELAYS MT

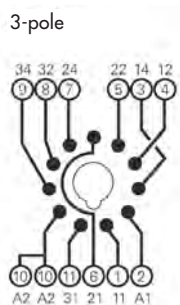
## MT DIN-RAIL SOCKET WITH SCREW TYPE CONNECTION AND OPTIONAL MODULES



### DIMENSIONS (mm)



### TERMINAL ASSIGNMENT



### TECHNICAL DATA DER FUNKTIONSMODULE

Nominal voltage	24...240 V~ / V~
Mains frequency	48...63 Hz
Precision of time setting	± 0,5 %
Readiness for repetition	≤ 0,5 % oder 5 ms
Influence of temperature	≤ 0,1 %/°C
Time range switchable	0,05s...240h in 8 ranges
Ambient temperature	-25...+55 °C

# ACCESSORIES FOR MULTIMODE RELAYS MT

## FUNCTION OF THE MODULES

Delay ON MTMZ0W00, MTMF0W00	U/t R	
Delay OFF MTMF0W00	U/t S R	
single shot leading edge MTMF0W00	U/t S R	
single shot trailing edge MTMF0W00	U/t S R	
Delay ON triggered by signal contact MTMF0W00	U/t S R	
single shot MTMF0W00	U/t R	
flasher starting with pause MTMF0W00	U/t R	
flasher starting with pulse MTMF0W00	U/t R	

DESCRIPTION	FOR RELAY TYPE	AVAILABLE	STORE	ORDER NO.
MT DIN-rail socket with screw type terminals and optional modules, 2-pole	MT3x			<a href="#">MT78740</a>
MT protection module with red LED 24 V AC/DC	MT3xx024			<a href="#">MTML0024</a>
MT protection module with red LED 110 V - 230 V AC/DC	MT321x, MT331x, MT326x, MT336x			<a href="#">MTML0730</a>
MT protection module with protection diode A1+	MT321x, MT331x, MT323x, MT333x			<a href="#">MTMT00A0</a>
MT protection module RC circuit 6 / 24 V AC	MT326x, MT336x, MT328x, MT338x			MTMU0524
MT protection module RC circuit 110 / 240 V AC	MT326x, MT336x, MT328x, MT338x			<a href="#">MTMU0730</a>
MT modul, delay ON, multi-voltage 24 V - 230 V AC/DC	MT3x			<a href="#">MTMZ0W00</a>
MT module, multi-function, multi-voltage 24 V - 230 V AC/DC	MT3x			<a href="#">MTMF0W00</a>

/ **Order No. blue:** Stored goods, usually ready for delivery on day of order! Additional opportunity to pick up goods at every Schrack store!

# POWER RELAYS RM

## POWER RELAYS RM



### SCHRACK-INFO

#### RM 2 / 3 / 7

- 2 / 3 pole 10 / 16 A
- 2 CO or 3 CO contacts
- Switching capacity up to 6000 VA
- DC- or AC-coil
- Mechanical indicator
- Push-to-test button
- Plug-in version, PCB terminals, chassis- or DIN-rail mount

#### RM 5 / 6

- 2 / 3 pole 10 / 16 A
- 2 NO or 3 NO contacts
- DC- or AC-coil
- Push-to-test button
- Plug-in version, PCB terminals, chassis- or DIN-rail mount

#### RM 8

- 2 pole 25 A
- 2 CO contacts
- DC- or AC-coil
- Mechanical indicator
- Push-to-test button
- Chassis- or DIN-rail mount

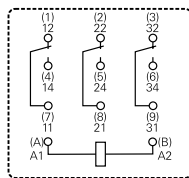
#### RMD

- 1 pole 30 A, 1 NO or 1 NO + 1 NC contact
- Switching capacity up to 7500 VA
- DC- or AC-coil
- Push-to-test button
- Chassis mount

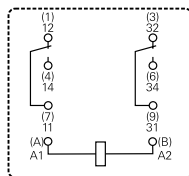
### TERMINAL ASSIGNMENT

#### RM 2 / 3 / 7

3 CO contacts

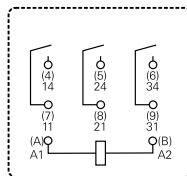


2 CO contacts

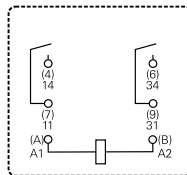


#### RM 5 / 6

3 NO contacts

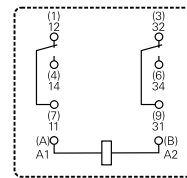


2 NO contacts



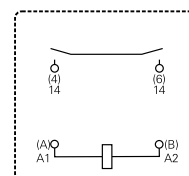
#### RM 8

2 CO contacts



#### RMD

1 NO contact, RMD



### APPROVALS


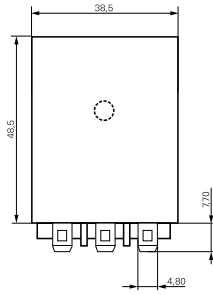
VDE REG.-Nr. 40003144, c RU us E214025



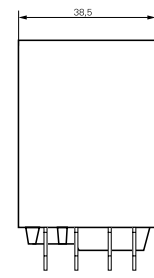
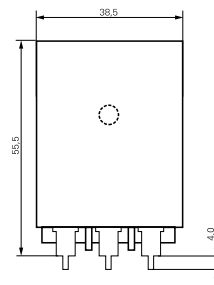
# POWER RELAYS RM

## DIMENSIONS (mm)

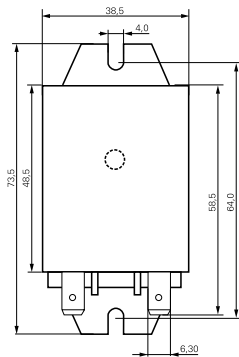
COVER WITH MOUNTING BRACKETS, PLUG-IN TERMINALS FOR SOCKET



PCB VERSION

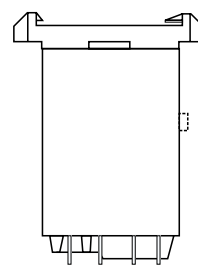


COVER WITH MOUNTING BRACKETS, FASTON 250 (187 FEASIBLE)

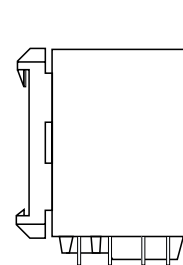


COVER WITH DIN-RAIL MOUNTING DEVICE, (FASTON 250 ONLY)

HORIZONTAL

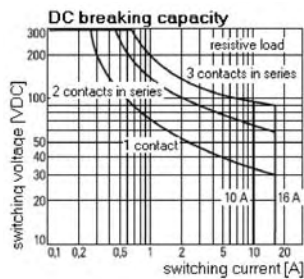


VERTICAL

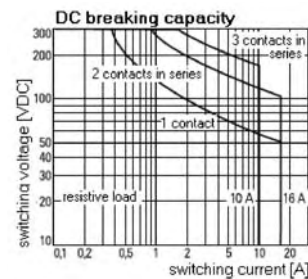


## BREAKING CAPACITY

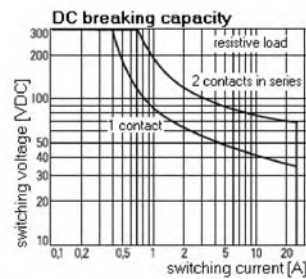
RM 2, 3, 7



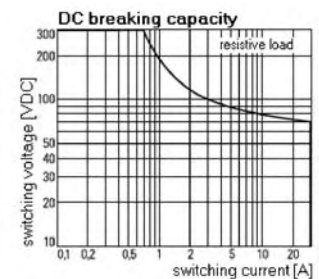
RM 5, 6



RM 8



RMD



## PRODUCT KEY

Type

Contact configuration

- 2 2 CO contacts, 16 A
- 3 3 CO contacts, 10 A
- 5 2 NO contacts, 16 A (3mm contact gap)
- 6 3 NO contacts, 10 A (3mm contact gap)
- 8 2 CO contacts, 25 A
- D 1 NO contact, 30 A

7 3 CO contacts, 16 A

Version

- 0 without test button
- 3 with test button

Enclosure

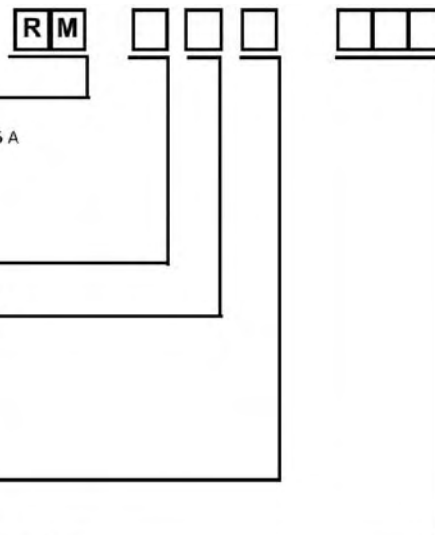
- 2 Cover without mounting brackets, AMP-Faston 187
- 3 Cover with mounting brackets, AMP-Faston 187
- 5 Cover with mounting brackets, AMP-Faston 250
- 7 PCB version
- 8 Cover with DIN-rail mounting device, horizontal, AMP-Faston 250
- 9 Cover with DIN-rail mounting device, vertical, AMP-Faston 250

Coil

Coil code: please refer to coil versions table, preferred types in bold print

AMP-Faston 187 = 4,8 x 0,5 mm

AMP-Faston 250 = 6,3 x 0,8 mm



# POWER RELAYS RM

## POWER RELAYS RM – CONTINUED

### TECHNICAL DATA

<b>CONTACT DATA</b>		<b>RM2</b>	<b>RM3</b>	<b>RM7</b>
Contact configuration		2 CO	3 CO	3 CO
Contact set		single contact	single contact	single contact
Rated current		16 A	10 A	16 A
Rated voltage / max. switching voltage AC		380 V~ / 440 V~	380 V~ / 440 V~	380 V~ / 440 V~
Max. switching power AC		6000 VA	3800 VA	6000 VA
Limiting making current, max. 4s, ef 10%		40 A	40 A	40 A
Contact material		AgCdO	AgCdO	AgCdO
<b>COIL DATA</b>				
Rated voltage range	DC-coil	6...220 VDC	6...220 VDC	6...220 VDC
	AC-coil	6...400 VDC	6...400 VAC	6...400 VDC
Rated power	DC-coil	1,2 W	1,2 W	1,6 W
	AC-coil	2,3 VA	2,3 VA	2,8 VA
Operate / release voltage, coil resistance at 23°C ambient temperature	24 VDC-coil	18 V / 2,4 V	18 V / 2,4 V	18 V / 2,4 V
	230 VAC-coil	184 V / 92 V	184 V / 92 V	184 V / 92 V

Further technical data on [www.schrack.at](http://www.schrack.at)








<b>CONTACT DATA</b>		<b>RM5</b>	<b>RM6</b>	<b>RM8</b>
Contact configuration		2 NO	3 NO	2 CO
Contact set		single contact	single contact	single contact
Rated current		16 A	10 A	25 A
Rated voltage / max. switching voltage AC		380 V~ / 440 V~	380 V~ / 440 V~	250 V~ / 440 V~
Max. switching power AC		6000 VA	3800 VA	6000 VA
Limiting making current, max. 4s, ef 10%		25 A	25 A	60 A
Contact material		AgCdO	AgCdO	AgCdO
<b>COIL DATA</b>				
Rated voltage range	DC-coil	6...220 VDC	6...220 VDC	6...220 VDC
	AC-coil	6...400 VAC	6...400 VDC	6...400 VDC
Rated power	DC-coil	1,6 W	1,6 W	1,2 W
	AC-coil	2,8 VA	2,8 VA	2,8 VA
Operate / release voltage, coil resistance at 23°C ambient temperature	24 VDC-coil	18 V / 2,4 V	18 V / 2,4 V	18 V / 2,4 V
	230 VAC-coil	184 V / 92 V	184 V / 92 V	184 V / 92 V


Further technical data on [www.schrack.at](http://www.schrack.at)

<b>CONTACT DATA</b>		<b>RMD</b>
Contact configuration		1 NO
Contact set		strap contact
Rated current		30 A
Rated voltage / max. switching voltage AC		250 V~ / 440 V~
Max. switching power AC		7500 VA
Limiting making current, max. 4s, ef 10%		60 A
Contact material		AgCdO
<b>COIL DATA</b>		
Rated voltage range	DC-coil	6...220 VDC
	AC-coil	6...400 VAC
Rated power	DC-coil	1,2 W
	AC-coil	2,8 VA
Operate / release voltage, coil resistance at 23°C ambient temperature	24 VDC-coil	18 V / 2,4 V
	230 VAC-coil	184 V / 92 V

Further technical data on [www.schrack.at](http://www.schrack.at)

## POWER RELAYS RM

CONTACTS	COIL	CONTACT MATERIAL	TYPE	AVAILABLE	STORE	ORDER NO.
3 CO, 10A (for RM-socket)	24V DC	AgCdO	SREL-SL-3-UKE-M1-024G-10			<b>RM332024-D</b>
3 CO, 10A (for RM-socket)	230V AC	AgCdO	SREL-SL-3-UKE-M1-230W-10			RM3327305E
3 NO, 10A, 3mm (for RM-socket)	24V DC	AgCdO	SREL-SL-3-AKE-M1-024G-10			RM632024-A
3 CO, 16A (for RM-socket)	12V DC	AgCdO	SREL-SL-3-UKE-M1-012G-16			RM732012-C
3 CO, 16A (for RM-socket)	24V DC	AgCdO	SREL-SL-3-UKE-M1-024G-16			<b>RM732024-C</b>
3 CO, 16A (for RM-socket)	60V DC	AgCdO	SREL-SL-3-UKE-M1-060G-16			<b>RM732060</b>
3 CO, 16A (for RM-socket)	230V AC	AgCdO	SREL-SL-3-UKE-M1-230W-16			<b>RM732730</b>
3 CO, 16A (for RM-socket)	400V AC	AgCdO	SREL-SL-3-UKE-M1-400W-16			RM732900
3 CO, 16A	24V DC	AgCdO	SREL-LL-3-UKE-M1-024G-16			<b>RM738024-C</b>
3 CO, 16A	230V AC	AgCdO	SREL-LL-3-UKE-M1-230W-16			<b>RM738730-C</b>
3 CO, 16A	230V AC	AgCdO	SREL-SL-3-UKE-M1-230W-16			<b>RM7397305E</b>
2 CO, 25A	24V DC	AgCdO	SREL-SL-2-UKE-M1-024G-25			<b>RM835024</b>
2 CO, 25A	230V AC	AgCdO	SREL-SL-2-UKE-M1-230W-25			<b>RM8357305E</b>
2 CO, 25A	24V DC	AgCdO	SREL-LL-2-UKE-M1-024G-25			<b>RM838024</b>
2 CO, 25A	24V DC	AgCdO	SREL-SL-2-UKE-M1-024G-25			<b>RM839024</b>
2 CO, 25A	230V AC	AgCdO	SREL-SL-2-UKE-M1-230W-25			<b>RM839730</b>
3 NO, 30A	24V DC	AgCdO	LEIST-REL-GS-BRK-30A			<b>RMD05024</b>

 / **Order No. blue:** Stored goods, usually ready for delivery on day of order!

# ACCESSORIES FOR POWER RELAYS RM

## ACCESSORIES FOR POWER RELAYS RM – GENERAL INFORMATION




### SCHRACK-INFO

- 2 or 3 pole, 10 / 16 A
- Suitable for relays RM332, RM632, RM732

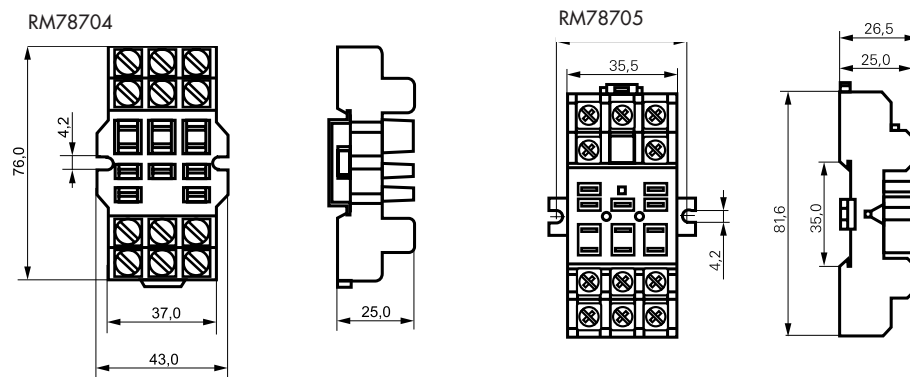
### TECHNICAL DATA

	UP TO 400 V AC	UP TO 250 V AC
Rated current	16A	16A
Rated voltage	380 V~	250 V~
Dielectric strength	Coil-contact circuit > 2500 V <sub>ef</sub>	> 2500 V <sub>e</sub>
Ambient temperature	-40...+50 °C	-40...+40 °C
Terminal screw torque	0,8 Nm	0,8 Nm
max.	1 Nm	1 Nm

### RM-SOCKET FOR SCREW TYPE CONNECTION



### DIMENSIONS (mm)

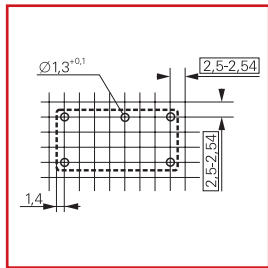
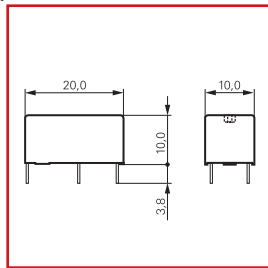


DESCRIPTION	FOR RELAY TYPE	AVAILABLE	STORE	ORDER NO.
RM-socket for screw type connection up to 250 VAC	RMxx2x (187 Faston)			<b>RM78705</b>
RM-socket for screw type connection up to 400 VAC	RMxx2x (187 Faston)			<b>RM78704</b>

/ **Order No. blue:** Stored goods, usually ready for delivery on day of order!

# OVERVIEW PCB RELAYS

## PCB RELAY PE / PE BISTABLE



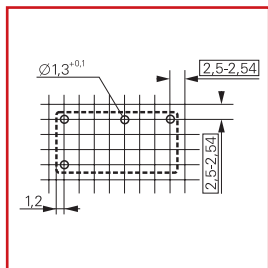
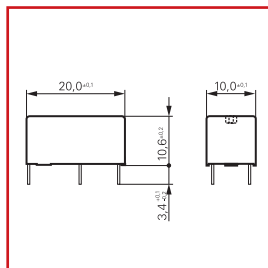
### SCHRACK-INFO

- 1 CO or 1 NO contact, 5 A
- Coil from 3 to 48 VDC mono or bistable
- Rated coil power 200mW
- Usage for industrial electronics, white goods, battery powered appliances

CONTACTS	COIL	CONTACT MATERIAL	TYPE	ORDER NO.
1 CO, 5A	5V DC	AgNi 90/10	PREL-SL-1-UKE-M1-005G-05	PE014005
1 CO, 5A	12V DC	AgNi 90/10	PREL-SL-1-UKE-M1-012G-05	PE014012

Other types on request

## MINIATURE RELAY RE



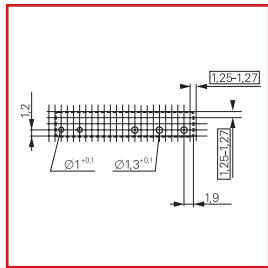
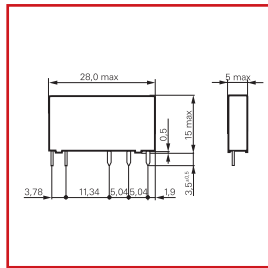
### SCHRACK-INFO

- 1 NO contact, 6 A
- Coil from 5 to 48 VDC
- Rated coil power 200 mW
- Usage for programmable controller, time relays, heating control, white goods

CONTACTS	COIL	CONTACT MATERIAL	TYPE	ORDER NO.
1 NO, 6A	12V DC	AgCdO	PREL-SW-1-AKE-M1-012G-06	RE030012
1 NO, 6A	24V DC	AgCdO	PREL-SW-1-AKE-M1-024G-06	RE030024

Other types on request

## SLIMLINE RELAY SNR



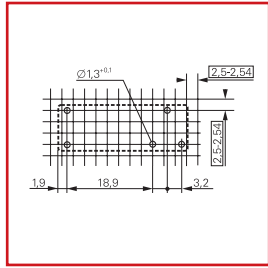
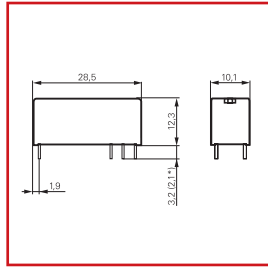
### SCHRACK-INFO

- 1 CO or 1 NO contact, 6 A
- Coil from 5 to 60 VDC
- Rated coil power 170 mW
- Usage for heating control, narrow interstage networks, interface technics, PLC, I/O modules

CONTACTS	COIL	CONTACT MATERIAL	TYPE	ORDER NO.
1 CO, 6A	24V DC	AgSnO	PREL-SW-1-UKE-M1-024G-06-5,0	SNR03024

Other types on request

## PCB RELAY RY II



### SCHRACK-INFO

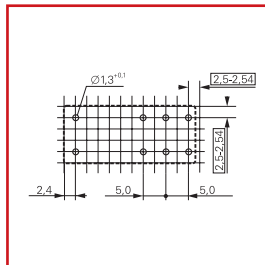
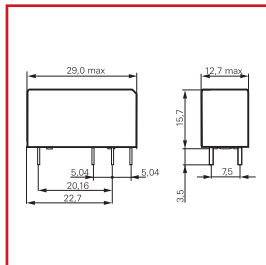

- 1 CO, NO or NC, 8 A
- Coil from 5 to 60 VDC
- Rated coil power 220 mW
- Usage for heating control, time relays, timers

CONTACTS	COIL	CONTACT MATERIAL	TYPE	ORDER NO.
1 CO, 8A	12V DC	AgCdO	PREL-SL-1-UKE-M1-012G-08-3,2	RY210012
1 CO, 8A	24V DC	AgCdO	PREL-SL-1-UKE-M1-024G-08-3,2	RY210012
1 NO, 8A	12V DC	AgCdO	PREL-SL-1-AKE-M1-012G-08-5,0	RY530012
1 CO, 8A	24V DC	AgCdO	PREL-SW-1-UKE-M1-024G-08-3,2	RY610024
1 CO, 8A	24V DC	AgNi 0,15, htr	PREL-SW-1-UKE-M1-024G-08-3,2	RY612024

Other types on request

# OVERVIEW PCB RELAYS

## PCB RELAY RZ

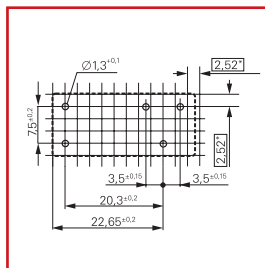
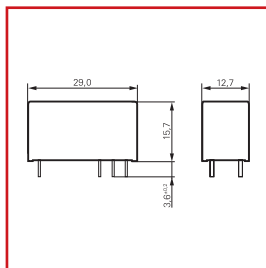


### SCHRACK-INFO

- 1 CO or 1 NO contact, 12 / 16 A
- Coil from 5 to 48 VDC
- Rated coil power 400 mW
- Universal employment

TYPES ON REQUEST

## POWER RELAY RT



### SCHRACK-INFO

- 1 or 2 CO or NO, 8 / 12 / 16 A
- Coil from 5 to 110 VDC, 24 to 230 VAC
- Monostable and bistable
- Inrush, sensitive and high temperature
- Pinning 3.5 and 5 mm

CONTACTS	COIL	CONTACT MATERIAL	TYPE	ORDER NO.
2 CO, 8 A, 5 mm pinning, 1 winding	24V DC	AgNi 90/10	PREL-SL-2-UKE-B1-024G-08-5,0	RT424A24
2 CO, 8 A, 5 mm pinning, 2 windings	24V DC	AgNi 90/10	PREL-SL-2-UKE-B2-024G-08-5,0	RT424F24

Other types on request

## FURTHER PCB RELAYS



### SCHRACK-INFO

- RP 2
- Card relay E (RP 1, V23057)
- Power relay T9A
- Miniature power PCB relay PB
- Faston power relay

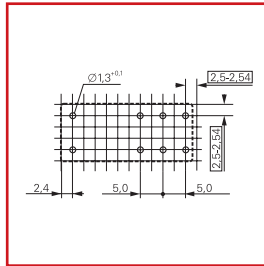
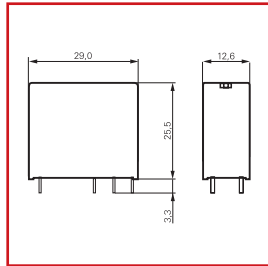


CONTACTS	TYPE	ORDER NO.
1 CO, 16A	PREL-SL-1-UKE-M1-024G-16-5,0	RP310024-A
2 CO, 8A	PREL-SL-2-UKE-M1-024G-08-5,0	RP420024-B
2 CO, 8A	PREL-SL-2-UKE-M1-230W-08-5,0	RP420730-B
1 CO, 8A	PREL-SW-1-UKE-M1-024G-08-2,5	RP510024-E
2 CO, 8A	PREL-SW-1-UKE-M1-024G-05-2,5	RP511024-E
2 CO, 8A	PREL-SW-2-UKE-M1-012G-08-5,0	RP820012-A
2 CO, 8A	PREL-SW-2-UKE-M1-024G-08-5,0	RP820024-A

Other types on request

# OVERVIEW SAFETY RELAYS

## SAFETY RELAY SR2M

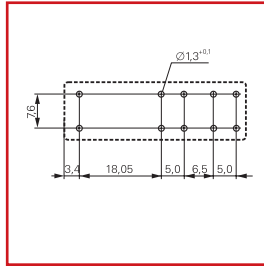
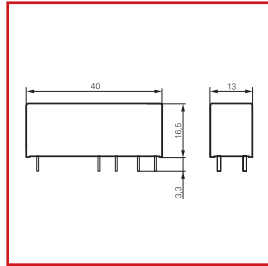


### SCHRACK-INFO

- 1 NO, 1 NC or 2 CO contacts, 6 A
- Coil from 5 to 110 VDC

TYPES ON REQUEST

## SAFETY RELAY SR 4D/M

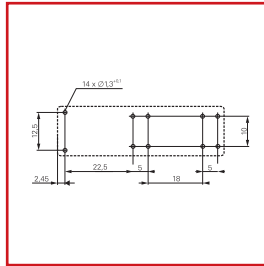
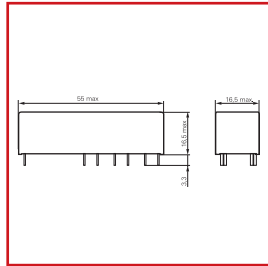


### SCHRACK-INFO

- 3 NO and 1 NC contacts or 2 NO and 2 NC contacts, 8 A
- Coil from 5 to 110 VDC

TYPES ON REQUEST

## SAFETY RELAY SR6



### SCHRACK-INFO


- 4 NO, 2 NC contacts, 8 A
- 3 NO, 3 NC contacts, 8 A
- 5 NO, 1 NC contacts, 8 A
- Coil from 5 to 110 VDC

TYPES ON REQUEST

# SAFETY RELAY SR2Z

Page  
**40**

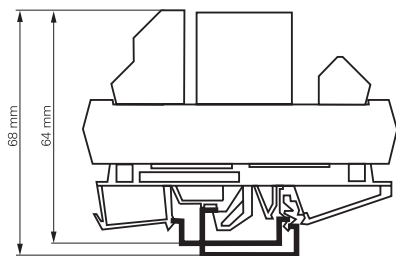
## SAFETY RELAY SR2Z



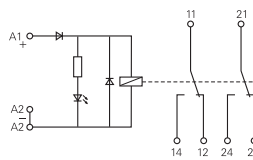
### SCHRACK-INFO

- 2-pole 6 A
- 2 CO, 6 A
- Coil 24 VDC
- SR2 on DIN-rail module
- Screwless clamp connectors

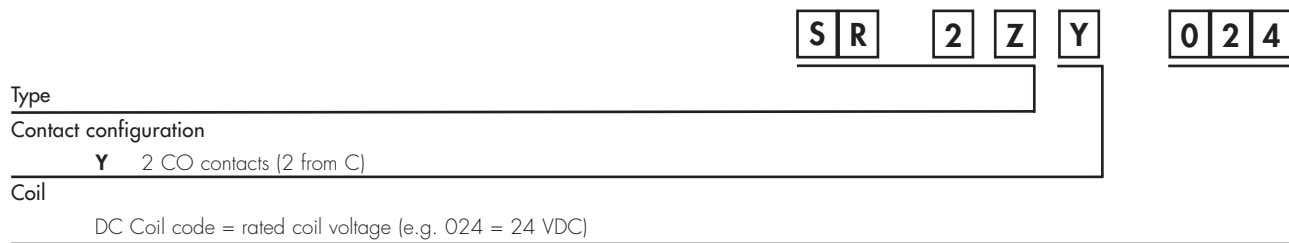
### DIMENSIONS (mm)



### TERMINAL ASSIGNMENT



### PRODUCT KEY





# SAFETY RELAY SR2Z

## TECHNICAL DATA


<b>CONTACT DATA</b>		<b>6 A</b>
Contact set		single contact, forcibly guided
Rated current / limiting continuous current		6 A
Rated voltage / max. switching voltage AC		250 V~ / V =
Max. switching power		1500 VA
Contact material		AgNi
Minimum contact load		> 10 mA / 5V
<b>ISOLATION</b>		
Dielectric strength	Coil-contact circuit	4000 V <sub>eff</sub>
	Open contact circuit	1000 V <sub>eff</sub>
	Adjacent contact circuit	2000 V <sub>eff</sub>
Creepage / clearance	Coil-contact circuit	8 / 8 mm
	Adjacent contact circuit	3 / 3 mm
Isolation according to IEC 60664	Rated voltage	250 V
	Pollution degree	2
	Overvoltage category	III
<b>OTHER DATA</b>		
Ambient temperature		-25...+50 °C
Mechanical endurance		> 10x10 <sup>6</sup> operating cycles
Rated frequency of operation with / without load		6 min <sup>-1</sup> / 300 min <sup>-1</sup>
Wire cross section	solid wire	0,2...2,5 mm <sup>2</sup>
	stranded wire	0,2...2,5 mm <sup>2</sup>
	AWG	28...14
Installation position		any
Mounting		in rows with zero spacing
Type of connection		screwless clamp connectors

CONTACTS	COIL	TYPE	ORDER NO.
2 CO, 6A	24V DC	PREL-BG-2UKE-M1-024G-06-DIN	SR2ZY024

# SAFETY RELAY SR6Z

Page  
**42**

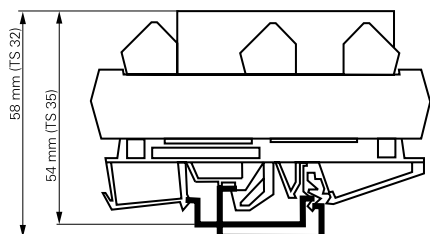
## SAFETY RELAY SR6Z



### SCHRACK-INFO

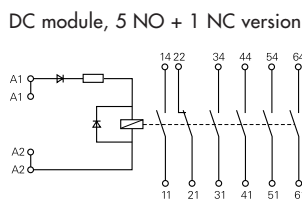
- 6 pole 8 A
- 4 NO, 2 NC, 8 A
- 3 NO, 3 NC, 8 A
- 5 NO, 1 NC, 8 A
- Coil from 6 to 115 VDC, 12 to 115 V AC/DC and 230 VAC
- SR6 on printed circuit board
- AC / DC input
- Screwless clamp connectors
- Module width 46 mm
- Usage for elevator and escalator control, machine control

### DIMENSIONS (mm)



Module width 46 mm, Module length 87 mm  
For DIN-rail mount EN 50022 or EN 50035

### TERMINAL ASSIGNMENT



### PRODUCT KEY



Type

Contact configuration

- A** 3 NO + 3 NC contacts (3 from A + 3 form B)
- B** 4 NO + 2 NC contacts (4 from A + 2 form B)
- C** 5 NO + 1 NC contacts (5 from A + 1 form B)

Coil


DC Coil code = rated coil voltage (e.g. 024 = 24 VDC)  
AC/DC Coil code: 524 = 24 VAC/VDC, 615 = 115 VAC/VDC  
AC Coil code: 730 = 230 VAC

Other types on request

# SAFETY RELAY SR6Z

## TECHNICAL DATA

CONTACT DATA		8 A
Contact set		single contact, forcibly guided
Rated current / limiting continuous current		8 A
Rated voltage / max. switching voltage AC		250 V~ / V =
Max. switching power		2000 VA
Contact material		AgSnO
Minimum contact load		> 50 mW
ISOLATION		
Dielectric strength	Coil-contact circuit	3000 V <sub>eff</sub>
	Open contact circuit	1000 V <sub>eff</sub>
	Adjacent contact circuit	3000 V <sub>eff</sub>
Creepage / clearance	Coil-contact circuit	5,5 / 5,5 mm
	Adjacent contact circuit	3 / 3 mm
Isolation according to IEC 60664		
	Rated voltage	250 V
	Pollution degree	2
	Overvoltage category	III
OTHER DATA		
Ambient temperature		-25...+50 °C
Mechanical endurance		> 10x10 <sup>6</sup> operating cycles
Rated frequency of operation with / without load		6 min <sup>-1</sup> / 300 min <sup>-1</sup>
Wire cross section	solid wire	0,2...2,5 mm <sup>2</sup>
	stranded wire	0,2...2,5 mm <sup>2</sup>
	AWG	28...14
Installation position		any
Mounting		in rows with zero spacing
Type of connection		screwless clamp connectors

CONTACTS	COIL	TYPE	ORDER NO.
5 NO, 1 NC, 8A	24V DC	PREL-BG-5A1RE-M1-024G-08-DIN 	SR6ZC024

 / **Order No. blue:** Stored goods, usually ready for delivery on day of order!

CONNECTING COMPETENCE.



## THE COMPANY

### HEADQUARTERS

SCHRACK TECHNIK GMBH  
Seybelgasse 13, A-1230 Vienna  
PHONE +43(0)1/866 85-5900  
FAX +43(0)1/866 85-98804  
E-MAIL [export@schrack.com](mailto:export@schrack.com)



### SCHRACK COMPANIES

#### BELGIUM

SCHRACK TECHNIK B.V.B.A.  
Twaalfapostelenstraat 14  
BE-9051 St-Denijs-Westrem  
PHONE +32 9/384 79 92  
FAX +32 9/384 87 69  
E-MAIL [info@schrack.be](mailto:info@schrack.be)



#### BOSNIEN-HERZEGOWINA

SCHRACK TECHNIK BH D.O.O.  
Put za aluminijski kombinat bb  
BH-88000 Mostar  
PHONE +387/36 333 666  
FAX +387/36 333 667  
E-MAIL [mostar@schrack.ba](mailto:mostar@schrack.ba)



#### BULGARIA

SCHRACK TECHNIK EOOD  
Prof. Tsvetan Lazarov 162  
Druzha - 2  
BG-1000 Sofia  
PHONE +359/(2) 890 790  
E-MAIL [sofia@schrack.bg](mailto:sofia@schrack.bg)



#### CROATIA

SCHRACK TECHNIK D.O.O.  
Zavrtnica 17  
HR-10000 Zagreb  
PHONE +385 1/605 55 00  
FAX +385 1/605 55 66  
E-MAIL [schrack@schrack.hr](mailto:schrack@schrack.hr)



#### POLAND

SCHRACK TECHNIK POLSKA SP.Z.O.O.  
ul. Staniewicka 5  
PL-03-310 Warszawa  
PHONE +48 22/331 48 31  
FAX +48 22/331 48 33  
E-MAIL [se@schrack.pl](mailto:se@schrack.pl)

#### ROMANIA

SCHRACK TECHNIK SRL  
Str. Simion Barnutiu nr. 15  
RO-410204 Oradea  
PHONE +40 259/435 887  
FAX +40 259/412 892  
E-MAIL [schrack@schrack.ro](mailto:schrack@schrack.ro)

#### SERBIA

SCHRACK TECHNIK D.O.O.  
Kumodraska 260  
RS-11000 Beograd  
PHONE +38 1/11 309 2600  
FAX +38 1/11 309 2620  
E-MAIL [office@schrack.co.rs](mailto:office@schrack.co.rs)

#### SLOVAKIA

SCHRACK TECHNIK SPOL. SR.O.  
Langsfeldova 2  
SK-03601 Martin  
PHONE +42 1/43 422 16 41  
FAX +42 1/43 423 95 56  
E-MAIL [martin@schrack.sk](mailto:martin@schrack.sk)

#### SLOVENIA

SCHRACK TECHNIK D.O.O.  
Pameče 175  
SLO-2380 Slovenj Gradec  
PHONE +38 6/2 883 92 00  
FAX +38 6/2 884 34 71  
E-MAIL [schrack.sg@schrack.si](mailto:schrack.sg@schrack.si)

#### CZECH REPUBLIC

SCHRACK TECHNIK SPOL. SR.O.  
Dolnomecholupska 2  
CZ-10200 Praha 10 – Hostivar  
PHONE +42(0)2/810 08 264  
FAX +42(0)2/810 08 462  
E-MAIL [praha@schrack.cz](mailto:praha@schrack.cz)

#### HUNGARY

SCHRACK TECHNIK KFT.  
Vidor u. 5  
H-1172 Budapest  
PHONE +36 1/253 14 01  
FAX +36 1/253 14 91  
E-MAIL [schrack@schrack.hu](mailto:schrack@schrack.hu)