



SLH-4U

The standardized Hygienic Twin Screw Pump



ITT

ENGINEERED FOR LIFE

SLH-4U

ITT Bornemann has many years of experience working with customers and understanding the food processing industry. For this reason, the SLH-4U was developed with the technology from the SLH series of pumps as a cost effective alternative to the SLH-4G. The twin-screw technology utilized in the SLH series pump has become the hygienic standard in the food industry.

In the SLH-4U, Bornemann is offering the advantages of a hygienic twin-screw pump in a more standardized design than the SLH-4G, which features a wider variety of technical enhancements. This gives customers a high-quality and cost effective alternative to the SLH-4G in a wide range of applications.

The SLH-4U design features include:

- Cover and pump casing have been designed as one component
- Standard port diameter
- Hygienic elastomer o-rings
- Single mechanical seal

Connections:

The connections are integrated in the pump casing.

Connection standards:

- Tri-Clamp

Nominal widths of the connections:

- SLH-4U 1000 – DN 50 / 2" Tri-Clamp
- SLH-4U 2000 – DN 65 / 2½" Tri-Clamp
- SLH-4U 3000 – DN 80 / 3" Tri-Clamp

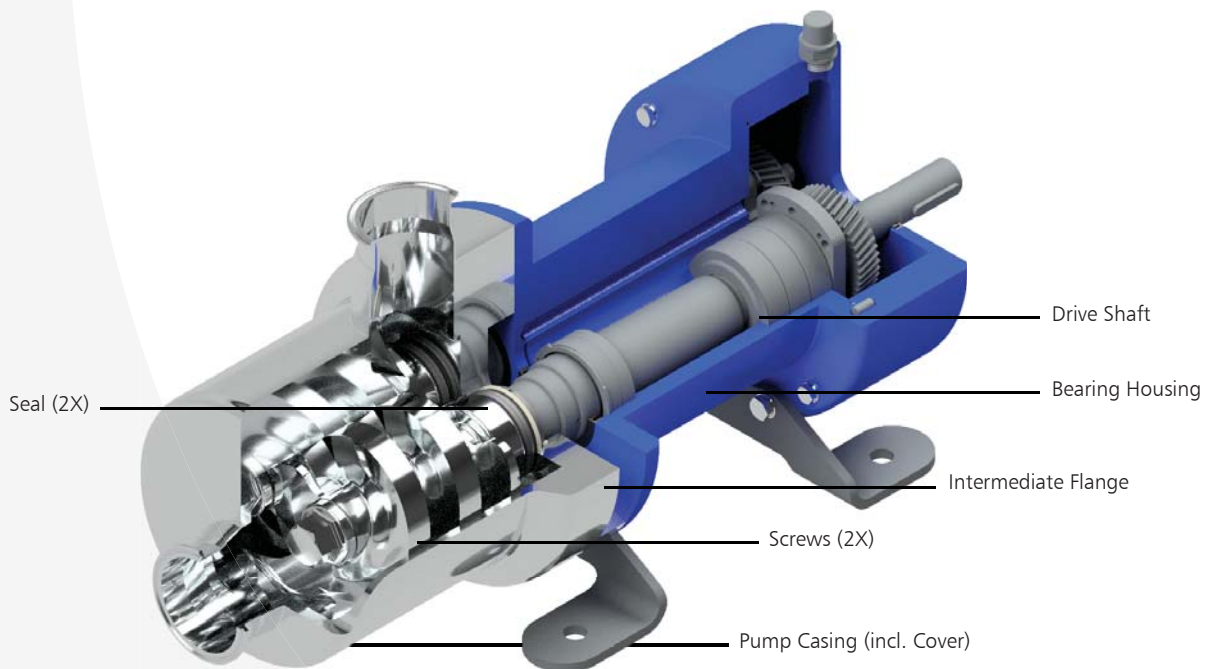
Materials:

- Product-contacted materials: 1.4404 / 316L
- Product-contacted elastomers: HNBR / EPDM / FKM

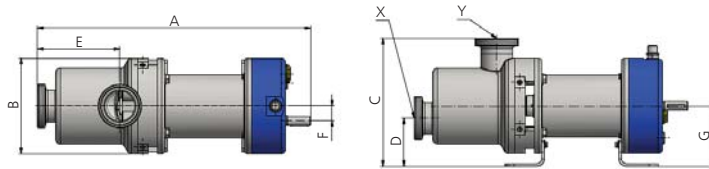
Seals:

Secondary product contact sealing is through the o-rings.

- Single acting mechanical seal (component)

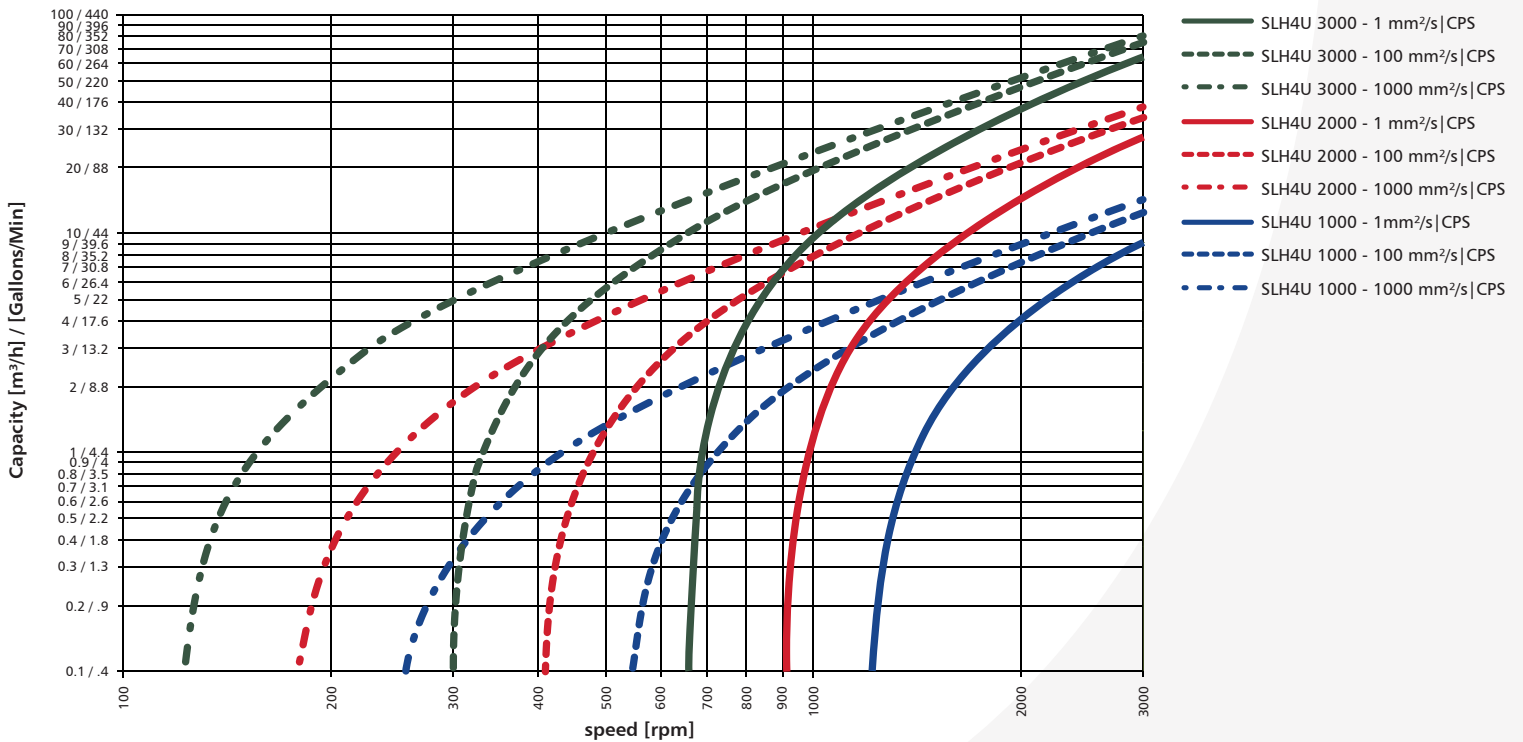


Operating Data	Application	Unit	Size		
			SLH-4U 1000	SLH-4U 2000	SLH-4U 3000
Capacity	Medium	m ³ /h gpm	8 35	25 110	50 220
	CIP		12 52	40 176	100 440
Differential Pressure	Medium CIP	bar psi	16 232		
Rotation Speed	Medium CIP	min ⁻¹ RPM	2500		
Viscosity	Medium	cst cp	1,000,000		
	CIP		1		
Temperature	Medium	°C °F	150 302		
	CIP		95 203		
	SIP		105 302		



Model	Size	A (mm / inch)	B (mm / inch)	C (mm / inch)	D (mm / inch)	E (mm / inch)	F (mm / inch)	G (mm / inch)	X	Y	Weight in Kg/lbs
1000	DN 50 / 2"	468 / 18.6	180 / 7.0	246 / 9.9	96 / 3.10	140 / 5.7	29 / 1.1	112 / 4.6	Tri-Clamp	Tri-Clamp	36 / 79.5
2000	DN 65 / 2½"	598 / 23.7	208 / 8.4	280 / 11.2	105 / 4.3	180 / 7.3	32 / 1.5	132 / 5.4	Tri-Clamp	Tri-Clamp	61 / 134.6
3000	DN 80 / 3"	695 / 27.6	258 / 10.4	345 / 13.8	125 / 4.11	210 / 8.5	41 / 1.8	160 / 6.5	Tri-Clamp	Tri-Clamp	116 / 255.9

Performance Curve - 6 bar



Applications for the SLH-4U

- Dairy
- Beverages
- Convenience food
- Personal care
- Pharmaceuticals
- Chocolate & Sweets
- Sugar
- Baked goods
- Meat & Animal food
- Tomato Paste & Ketchup
- Flavors & Fragrances



The Specialist for Twin-Screw Pumps

Europe, Middle East, Africa

ITT Bornemann GmbH
31683 Obernkirchen
Germany
Tel: +49 5724 390-0
Fax: +49 5724 390-290
info.bornemann@itt.com
www.bornemann.com

North America

ITT Engineered Valves, LLC
33 Centerville Road
Lancaster, PA 17603
UNITED STATES OF AMERICA
Tel: +1 717 509 2200
bornemann.ushygienic@itt.com
www.bornemann-usa.com

Asia Pacific

ITT fluid Technology Asia Pte. Ltd.
10 Jalan Kilang #06-01 Sime Darby
Enterprise Centre
159410 Singapore
SINGAPORE
Tel: +65 6276 3693
Fax: +65 6276 3885
info.sg@itt.com
www.bornemann-sg.com

Latin America

Bombas Bornemann S.R.L.
Mariano Moreno 4380
B1605BOD Munro
Prov. Buenos Aires
ARGENTINA
Tel: +54 11 475 680 08
Fax: +54 11 475 655 41
info@itt.com
www.bornemann-ar.com

Australia

ITT Industrial Process -
Australia Sales
29 Paramount Drive
WANGARA, WA 6065
AUSTRALIA
Tel: +61 8 9302 1855
Fax: +61 8 9302 1856
gunjan.shah@itt.com

RUSSIA

LLC ITT Industries Rus
125167 Leningradsky Avenue,37A
building 14
Moscow
RUSSIA
Tel: +7 495 223 0650
Fax: +7 495 223 0651
info.rus@itt.com