

Product announcement

SIMOTICS S-1FG1 servo geared motor

June 2016

SIMOTICS S-1FG1 servo geared motors are specifically designed for applications with positioning such as for storage and retrieval machines, cyclic motion such as for packaging machines and path control such as for machine tool applications.

These applications have one thing in common, which is the motion must be extremely precise with high dynamic performance. The SIMOTICS S-1FG1 servo geared motors combine the SIMOTICS S-1FK7 Generation 2 servo motors and SIMOGEAR gearbox via direct coupling technology. Direct coupling technology eliminates the traditional adapter plate, which enables smoother running properties, more compact design and minimum weight.

The gearbox types/sizes are available as helical, parallel shaft, bevel and worm gearboxes with up to 25 transmission ratios to support applications with a wide range of torque and speed requirements. Based upon the rotor version, motors are available for standard (compact) or dynamic (high dynamic) load cycles.

Contact information:

Randy Summervill
randy.summervill@siemens.com
770-378-3030





Products

- SIMOTICS S-1FG1 servo geared motors Catalog D41
- SIZER for SINAMICS drives
- Drawings available via the Drives Technology Configurator (DT-Configurator)

Pricing / availability

- Standard pricing and availability information are available via Industry Mall

Please inform your customers, colleagues and partners of the new SIMOTICS S-1FG1 servo geared motors.

Servo geared motors	Helical	Parallel shaft	Bevel	Helical worm
	2-stage (Z) 3-stage (D)	2-stage (FZ) 3 stage (FD)	2-stage (B) 3-stage (K)	2-stage (C)
				
Designation	Z29 ... Z129 D29 ... D129	FZ29 ... FZ129 FD29 ... FD149	B29 ... B49 K39 ... K149	C29 ... C89
Frame sizes	9	8	3 (B) 9 (K)	5
Speed range^{*)} [rpm]	72 ... 1,279 (Z) 12 ... 114 (D)	63 ... 1,218 (FZ) 11 ... 97 (FD)	75 ... 1,254 (B) 18 ... 870 (K)	44 ... 726 (C)
Max. output torque [Nm]	14 ... 5,200 (Z) 146 ... 5,000 (D)	17 ... 5,140 (FZ) 163 ... 5,010 (FD)	15 ... 465 (B) 24 ... 8,160 (K)	46 ... 1,480 (C)
Range of transmission ratios	3.4 ... 62.5 (Z) 39.3 ... 373 (D)	3.6 ... 70.7 (FZ) 46.4 ... 413 (FD)	3.5 ... 59.3 (B) 5.2 ... 244.3 (K)	6.2 ... 102.5 (C)
Mechanical options (selection)	<ul style="list-style-type: none"> ■ (Higher rating) holding brake ■ Spring-actuated brake (only shaft heights 80 / 100) with increased brake work for each braking operation in comparison to a holding brake and high overall brake work ■ Version with reduced backlash ■ Radially reinforced output shaft bearings ■ Various shaft options and gearbox flange diameters ■ Shaft sealing rings for a longer service life and / or increased levels of environmental stress ■ Mineral and synthetic oils can be selected ■ Connector position can be selected ■ Primer, topcoat and color ■ Version for increased resistance to chemicals 			

^{*)} Speed range at the gearbox output.

Values for orientation, as the reference speed — depending upon the selected motor — is the maximum gearbox input speed.

Published by
Siemens Industry, Inc.

5300 Triangle Parkway
Norcross, GA 30092

(770) 871-3800

usa.siemens.com/motioncontrol

Order No. DRPA-1FG1X-0616

Printed in USA

© 2016 Siemens Industry, Inc.

This document contains only general descriptions or performance features, which do not always apply in the manner described in concrete application situations or may change as the products undergo further development. Performance features are valid only if they are formally agreed upon when the contract is closed. Siemens is a registered trademark of Siemens AG. Product names mentioned may be trademarks or registered trademarks of their respective companies. Specifications are subject to change without notice.