

MB Bearing units

corrosion resistant






Marbett started in 1968 as third parties plastic parts specialist making design, moulds and injection moulding. In few years we specialised in plastic components for the food and beverage industry because of the high concentration of OEMs in the area between Bologna and Parma where Marbett is based, offering the first complete catalogue of conveyor components specifically designed for the food and beverage industry.

Sprockets for TableTop® chains, idler wheels, ram-extruded chain wear strips and product side guides, chain return system made with rollers, serpentine wear strips or wear shoes, adjustable clamps and brackets for side guides, conveyor supporting elements like brackets for standard tubes, stiffening joints, bipods and tripods, adjustable levelling feet and ball bearing supports.

Now Marbett is part of the Rexnord group, inventor of TableTop® chains and world leader in chains and conveyor components for the food, beverage, packaging, and industrial automation, and takes advantage of the integration into this international structure with higher design, commercial and financial capabilities. All these capabilities are dedicated to the best customer satisfaction through an integral quality policy covering all the aspects of the service, including the solution on the field of application problems and the development of new products in co-operation with the customers to give always the best solution to the market changing demands.





Rexnord Marbett

COMPANY
WITH QUALITY SYSTEM
CERTIFIED BY DNV

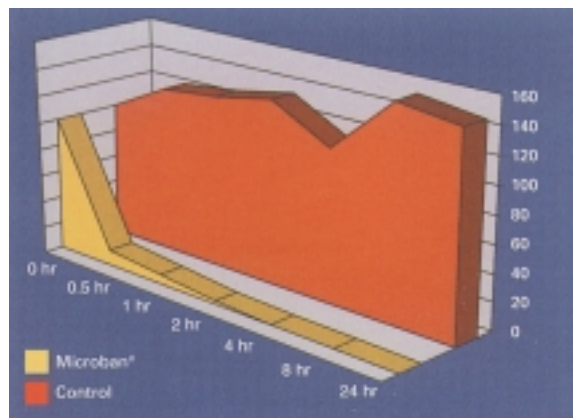
== **ISO 9001** ==



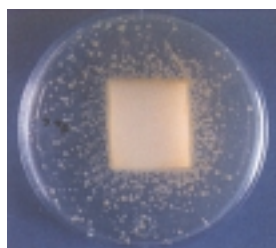
Antibacterial protection




- MB bearings Series UCP/CM, UCP/CSM, UCFL/CM, UCFL/CSM, UCF/CM, SUCF/CM, UCF/CSM, HCF/CM, SHCF/CM are supplied with Microban® antibacterial protection
- By penetrating the cell wall of bacteria Microban® inhibits the growth of most common food poisoning bacteria, such as E.coli, Salmonella, Listeria, S-aureus, Campylobacter, which can cause contamination and odour.
- Independent laboratory tests have proven Microban® to be effective throughout the lifetime of the product. Because it is built-in, it is working all-over.
- The active agent used in Microban® technology has been recommended for approval in food contact uses by the European Union Scientific (SCF); in the United States the Environmental Protection Agency (EPA) has approved it for use in conveyor belts.



Bacteria E.coli in Microban® plastic compound compared to identical untreated plastic



Without protection, growth of bacteria on and around the product



With Microban®, absence of bacteria on and around the product

- Overall dimensions of MB bearings are in accordance with ISO 3228 standards
- All MB bearings are interchangeable with their correspondent cast iron versions

**ISO
3228**

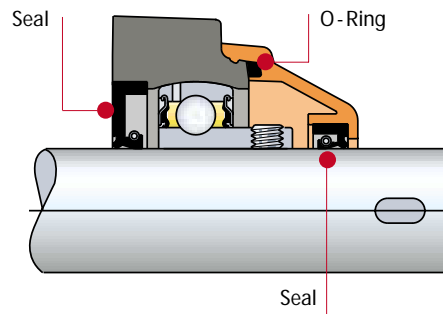
- MB bearings are equipped with stainless steel AISI 304/316 bushes to reinforce mounting holes
- The reinforcing bushings avoid damages to the plastic flange during screw tightening



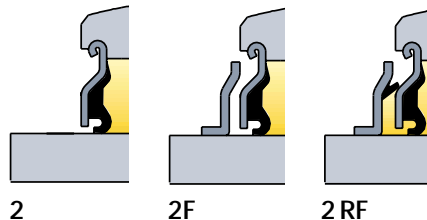
- Only best quality glass fibre reinforced polyamide PA FV / polypropylene PP FV thermoplastic resins are used for the MB housings
- The resins used guarantee high resistance to oxidation and corrosion and at the same time equal the strength offered by cast iron housings. They offer a better resistance to impact
- Polyamide PA FV resins offer maximum heat and mechanical resistance
- Polypropylene PP FV resins offer maximum resistance to chemical agents



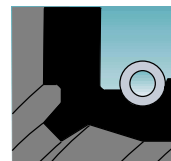
- A system of waterproof seals protects the bearing from external environment
- Protection from dust, humidity, washouts, chemical agents
- The clip-on protection cover allows inspection of the bearing



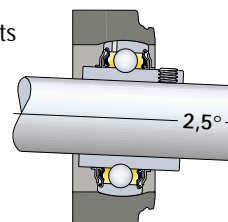
- MB bearings are equipped with ball bearings featuring multipurpose sealing systems.
- 2 - Superagriseal unit. The system consists of a metallic ring fitted with a low friction rubber sealing lip
- 2F - Superagriseal unit + centrifuging ring. The system is further equipped with a metallic protection ring providing a centrifugal sealing action.
- 2 RF - Superagriseal unit + rubberised centrifuging ring. This system is used in stainless steel bearings. The upper lip of the centrifuging ring together with the grease trapped between the base seal and the ring itself guarantees maximum sealing capacity.



- Waterproof MB bearings feature seals for the protection against external environment
- Viton rubber seals ensure maximum resistance to chemical agents



- All MB bearings are self-aligning, capable of compensating misalignments up to 2.5°



ISO dimensions

Fixing bushes

Thermoplastic resins

Waterproof housing

Bearing seals

Support seals

Misalignment

Details index		Codes index									
Series	Page	Code	Page	Code	Page	Code	Page	Code	Page	Code	Page
F	50	60722	47	68439	31	621501	45	648171	31	651692	39
FC	58	60752	57	68465	47	621511	45	648781	21	651702	39
FL	32	61619	51	68483	33	623802	29	648791	21	651712	39
HCF	48	61629	51	68493	33	623812	29	648801	21	651722	39
HCF/C	44	61719	47	68503	33	623822	29	650972	23	651732	27
HCF/CM	42	61819	37	68513	33	623832	29	650982	23	651742	27
SBF	60	61829	37	68523	25	624772	55	650992	23	651752	27
SF	50	61839	37	68533	25	624782	55	651002	23	651762	27
SHCF	48	61849	37	68543	25	625472	41	651012	23	651772	17
SHCF/C	44	61972	59	68553	25	629391	63	651022	23	651782	17
SHCF/CM	42	62002	59	68563	31	632141	63	651032	23	651792	17
SUCF	46	62032	51	68876	51	632151	63	651042	23	651802	17
SUCF/C	36	62062	51	68886	51	639122	41	651052	23	651812	17
SUCF/CM	34	62239	55	68896	51	639132	19	651062	23	651822	17
SUCFS/C	52	62249	55	68906	51	639142	19	651072	23	651832	17
UCF	46	62329	49	68916	37	639152	19	651082	23	651842	17
UCF/C	36	62349	49	68926	37	639162	19	651092	23	655262	62
UCF/CM	34	62439	45	68936	37	639182	41	651102	23	655272	62
UCF/CS	40	62449	45	68946	37	639192	41	651112	23	655282	62
UCF/CSM	38	62459	45	68956	47	641062	63	651122	23	655292	62
UCFC	56	62469	45	68976	33	641071	63	651132	23	655302	62
UCFC/C	54	63059	63	68986	33	641072	63	651142	23	655312	62
UCFL	30	63069	63	68996	33	641081	63	651152	23	655322	62
UCFL/C	24	63112	37	69006	33	641091	63	651162	23	655332	62
UCFL/CM	22	63142	37	69016	25	641101	63	651172	35	655342	62
UCFL/CS	28	63172	37	69026	25	641111	63	651182	35	655352	62
UCFL/CSM	26	63202	37	69036	25	641121	63	651192	35	655362	62
UCFS/C	52	63232	63	69046	25	641131	63	651202	35	655372	62
UCP	20	63242	63	69056	31	641152	19	651212	35	661981	63
UCP/C	14	63589	63	69286	63	641162	19	651222	35	661991	63
UCP/CM	12	63617	62	69296	63	641172	19	651232	35	672371	33
UCP/CS	18	63978	51	69977	63	641182	19	651242	35	672381	33
UCP/CSM	16	63988	51	69987	63	641192	41	651252	35	672391	33
		63998	51	69988	51	641202	41	651262	35	672401	33
		64008	51	69998	51	641212	41	651272	35	672411	25
		64018	37	600942	63	641222	41	651282	35	672421	25
		64028	37	600972	63	643561	63	651292	35	672431	25
		64038	37	600982	64	646151	63	651302	35	672441	25
		64048	37	601052	64	646161	63	651312	35	672451	31
		64058	47	601932	15	646171	63	651322	35	682921	21
		64433	51	601942	15	646181	63	651332	35	682931	15
		64437	62	601952	15	646191	63	651342	35	682941	15
		64463	51	601962	15	646201	63	651352	35	683021	21
		64483	51	601972	15	646211	63	651362	35	683031	15
		64513	51	601982	15	646251	64	651372	43	683041	15
		64533	47	601992	15	646261	64	651382	43	683921	55
		64573	37	602002	15	646271	64	651392	43	683931	55
		64603	37	602012	15	646281	64	651402	43	692391	64
		64623	37	602022	15	646291	64	651412	43	692401	64
		64653	37	603622	63	646301	64	651422	43	699301	47
		65443	63	603632	63	646492	21	651432	43	699361	47
		65801	59	603642	64	646502	21	651442	43	699391	47
		65811	51	603652	64	646511	15	651452	13		
		65891	59	603662	64	646521	15	651462	13		
		65901	51	603672	64	646521	15	651472	13		
		66119	63	603682	64	646522	21	651482	13		
		66129	63	603692	64	646531	15	651492	13		
		66139	63	603702	64	646532	21	651502	13		
		66149	63	603712	64	646541	15	651512	13		
		66159	63	603722	64	646542	31	651522	13		
		66169	63	603732	64	646551	15	651532	13		
		66179	63	603742	64	646552	31	651542	13		
		66199	63	603752	64	646561	15	651552	13		
		66209	63	603862	62	646562	31	651562	13		
		66219	63	604562	61	646572	31	651572	13		
		66229	63	604632	47	646582	31	651582	13		
		67843	62	604642	47	646622	47	651592	13		
		68339	33	608941	63	646652	57	651602	13		
		68349	33	615622	53	648091	33	651612	13		
		68379	33	615632	53	648101	33	651622	13		
		68389	33	615642	53	648111	33	651632	13		
		68399	25	615652	53	648121	33	651642	13		
		68409	25	615662	53	648131	25	651652	39		
		68416	63	615672	53	648141	25	651662	39		
		68419	25	621481	45	648151	25	651672	39		
		68429	25	621491	45	648161	25	651682	39		

Guide for the selection of MB bearing unit

Page 6/11



Pillow Block type bearing units

Page 12/21



Oval flange bearing units

Page 22/33



Square flange bearing units

Page 34/51



Square flange bearing units with stainless steel surface

Page 52/53



Round flange bearing units

Page 54/59



Round flange stainless steel bearing units

Page 60/61



Accessories and Spare parts

Page 62/64

Technical information

Bearings

Bearings with grub screw locking system	66
Bearings with self locking eccentric collar	66
Self aligning ball bearings, holding by shoulders on shaft	67
Seals	67
Tolerances	66-67
Maximum velocities	67
Axial load capacities	67

Calculation data

Definition of bearing dimensions	68
Calculation method for MB bearings	68
Life	68
Life expectation calculation	68
Equivalent dynamic load calculation	69
Static load capacity control	70
Equivalent static load calculation	70

Page

Shaft tolerances

Shaft tolerances for bearings with grub screws or eccentric collar locking system	71
Shaft tolerances for bearings with shoulders type holding system	71

Lubrication

Prelubrication	72
Lubrication grease	72
Relubrication	72
Relubrication intervals	72

Mounting

Mounting recommendations	73
Bearing locking by grub screws	73
Bearing locking by eccentric collar	73
Installation/removal of covers	73

Resistance against chemical agents

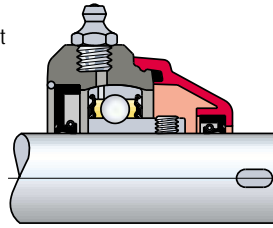
74-75

Pillow Block type bearing units



Series UCP/CM

- **Waterproof housing.** The bearing is protected from the external environment
- **Inspectable bearing.** The protection cover can be removed for inspection
- **Shaft locking by means of grub screws**
- **ISO dimensions interchangeable** with corresponding cast iron bearings.



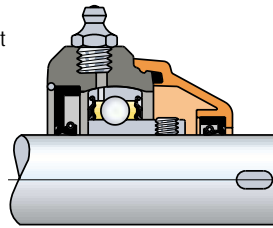
Operational characteristics	shaft dia. d (mm)
Positive sealing capacity against dust, humidity, washouts, vapours, highly corrosive chemical agents	20 25 30 35 40

Page
12



Series UCP/C

- **Waterproof housing.** The bearing is protected from the external environment
- **Inspectable bearing.** The protection cover can be removed for inspection
- **Shaft locking by means of grub screws**
- **ISO dimensions interchangeable** with corresponding cast iron bearings.



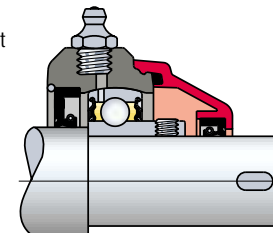
Operational characteristics	shaft dia. d (mm)
Positive sealing capacity against dust, humidity, washouts, vapours, highly corrosive chemical agents	20 25 30 35 40

Page
14



Series UCP/CSM

- **Waterproof housing.** The bearing is protected from the external environment
- **Inspectable bearing.** The protection cover can be removed for inspection
- **Locking is achieved by shoulders on the shaft**
- **ISO dimensions interchangeable** with corresponding cast iron bearings.




Operational characteristics	shaft dia. d (mm)
Positive sealing capacity against dust, humidity, washouts, vapours, highly corrosive chemical agents	30 35 40 45

Page
16



Series UCP/CS

- **Waterproof housing.** The bearing is protected from the external environment
- **Inspectable bearing.** The protection cover can be removed for inspection
- **Locking is achieved by shoulders on the shaft**
- **ISO dimensions interchangeable** with corresponding cast iron bearings.



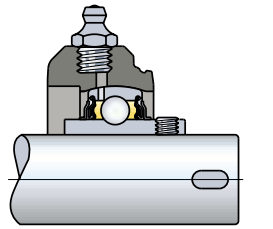
Operational characteristics	shaft dia. d (mm)
Positive sealing capacity against dust, humidity, washouts, vapours, highly corrosive chemical agents	30 35 40 45

Page
18



Series UCP

- **Moderate protection.** The bearing is protected by centrifuging ring
- **Shaft locking by means of grub screws**
- **Protection covers.** Optional
- **ISO dimensions interchangeable** with corresponding cast iron bearings.



Operational characteristics	shaft dia. d (mm)
Positive sealing capacity against dust, non corrosive agents (carbon steel bearing)	20 25 30 35 40
Positive sealing capacity against humidity, vapours, salty environments, slightly corrosive chemical agents (with stainless steel bearing)	

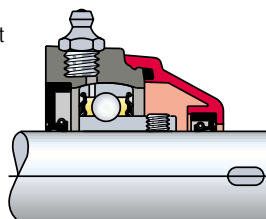
Page
20

Oval flange bearing units




Series UCFL/CM

- **Waterproof housing.** The bearing is protected from the external environment
- **Inspectable bearing.** The protection cover can be removed for inspection
- **Shaft locking by means of grub screws**
- **ISO dimensions** interchangeable with corresponding cast iron bearings.



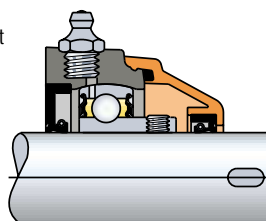
Operational characteristics	shaft dia. d (mm)
Positive sealing capacity against dust, humidity, washouts, vapours, highly corrosive chemical agents	20 25 30 35 40

Page
22



Series UCFL/C

- **Waterproof housing.** The bearing is protected from the external environment
- **Inspectable bearing.** The protection cover can be removed for inspection
- **Shaft locking by means of grub screws**
- **ISO dimensions** interchangeable with corresponding cast iron bearings.



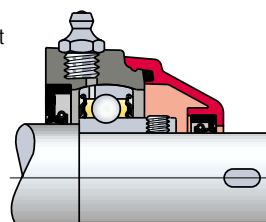
Operational characteristics	shaft dia. d (mm)
Positive sealing capacity against dust, humidity, washouts, vapours, highly corrosive chemical agents	20 25 30 35 40

Page
24




Series UCFL/CSM

- **Waterproof housing.** The bearing is protected from the external environment
- **Inspectable bearing.** The protection cover can be removed for inspection
- **Locking is achieved by shoulders on the shaft**
- **ISO dimensions** interchangeable with corresponding cast iron bearings.



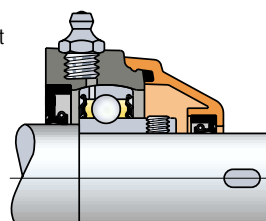
Operational characteristics	shaft dia. d (mm)
Positive sealing capacity against dust, humidity, washouts, vapours, highly corrosive chemical agents	30 35

Page
26




Series UCFL/CS

- **Waterproof housing.** The bearing is protected from the external environment
- **Inspectable bearing.** The protection cover can be removed for inspection
- **Locking is achieved by shoulders on the shaft**
- **ISO dimensions** interchangeable with corresponding cast iron bearings.



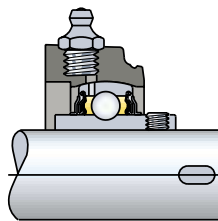
Operational characteristics	shaft dia. d (mm)
Positive sealing capacity against dust, humidity, washouts, vapours, highly corrosive chemical agents	30 35

Page
28



Series UCFL

- **Moderate protection.** The bearing is protected by centrifuging ring
- **Shaft locking by means of grub screws**
- **Protection covers.** Optional
- **ISO dimensions** interchangeable with corresponding cast iron bearings.



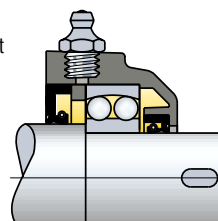
Operational characteristics	shaft dia. d (mm)
Positive sealing capacity against dust, non corrosive agents (carbon steel bearing)	20 25 30 35
Positive sealing capacity against humidity, vapours, salty environments, slightly corrosive chemical agents (with stainless steel bearing)	40

Page
30



Series FL

- **Waterproof housing.** The bearing is protected from the external environment
- **Locking is achieved by shoulders on the shaft**
- **High capacity for axial loads**
- **ISO dimensions** interchangeable with corresponding cast iron bearings.



Operational characteristics	shaft dia. d (mm)
Positive sealing capacity against dust, humidity, washouts, vapours, highly corrosive chemical agents	25 30 35 40 45

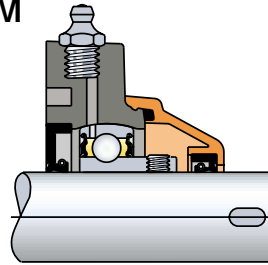
Page
32

Square flange bearing units




Series UCF/CM - SUCF/CM

- **Waterproof housing.** The bearing is protected from the external environment
- **Inspectable bearing.** The protection cover can be removed for inspection
- **Shaft locking by means of grub screws**
- **ISO dimensions interchangeable** with corresponding cast iron bearings.



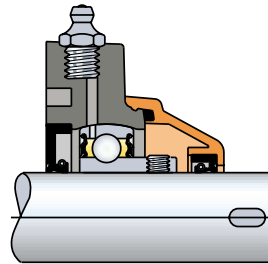
Operational characteristics	shaft dia. d (mm)
Positive sealing capacity against dust, humidity, washouts, vapours, highly corrosive chemical agents	25 30 35 40

Page
34




Series UCF/C - SUCF/C

- **Waterproof housing.** The bearing is protected from the external environment
- **Inspectable bearing.** The protection cover can be removed for inspection
- **Shaft locking by means of grub screws**
- **ISO dimensions interchangeable** with corresponding cast iron bearings.



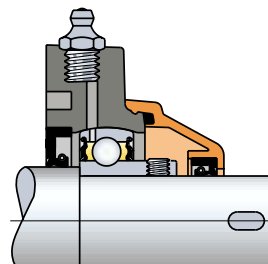
Operational characteristics	shaft dia. d (mm)
Positive sealing capacity against dust, humidity, washouts, vapours, highly corrosive chemical agents	25 30 35 40

Page
36




Series UCF/CSM

- **Waterproof housing.** The bearing is protected from the external environment
- **Inspectable bearing.** The protection cover can be removed for inspection
- **Locking is achieved by shoulders on the shaft**
- **ISO dimensions interchangeable** with corresponding cast iron bearings.



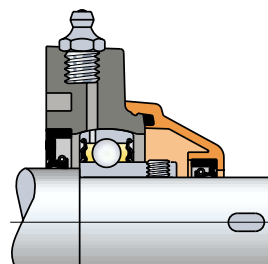
Operational characteristics	shaft dia. d (mm)
Positive sealing capacity against dust, humidity, washouts, vapours, highly corrosive chemical agents	30 35 40 45

Page
38




Series UCF/CS

- **Waterproof housing.** The bearing is protected from the external environment
- **Inspectable bearing.** The protection cover can be removed for inspection
- **Locking is achieved by shoulders on the shaft**
- **ISO dimensions interchangeable** with corresponding cast iron bearings.



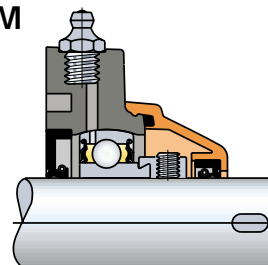
Operational characteristics	shaft dia. d (mm)
Positive sealing capacity against dust, humidity, washouts, vapours, highly corrosive chemical agents	30 35 40 45

Page
40



Series HCF/CM - SHCF/CM

- **Waterproof housing.** The bearing is protected from the external environment
- **Inspectable bearing.** The protection cover can be removed for inspection
- **Shaft locking by means of eccentric collar**
- **ISO dimensions interchangeable** with corresponding cast iron bearings.



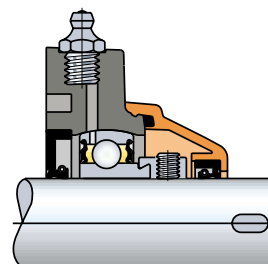
Operational characteristics	shaft dia. d (mm)
Positive sealing capacity against dust, humidity, washouts, vapours, highly corrosive chemical agents	30 40

Page
42



Series HCF/C - SHCF/C


- **Waterproof housing.** The bearing is protected from the external environment
- **Inspectable bearing.** The protection cover can be removed for inspection
- **Shaft locking by means of eccentric collar**
- **ISO dimensions interchangeable** with corresponding cast iron bearings.



Operational characteristics	shaft dia. d (mm)
Positive sealing capacity against dust, humidity, washouts, vapours, highly corrosive chemical agents	30 40

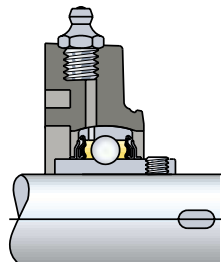
Page
44

Square flange bearing units



Series UCF - SUCF

- **Moderate protection.** The bearing is protected by centrifuging ring
- **Shaft locking by means of grub screws**
- **Protection covers.** Optional
- **ISO dimensions** interchangeable with corresponding cast iron bearings.




Operational characteristics	shaft dia. d (mm)
-----------------------------	-------------------

Positive sealing capacity against dust, non corrosive agents (carbon steel bearing)	25 30 35 40
Positive sealing capacity against humidity, vapours, salty environments, slightly corrosive chemical agents (with stainless steel bearing)	40

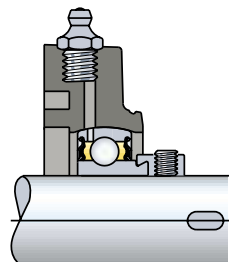
Page

46



Series HCF - SHCF

- **Moderate protection.** The bearing is protected by friction type seals
- **Shaft locking by means of eccentric collar**
- **Protection covers.** Optional
- **ISO dimensions** interchangeable with corresponding cast iron bearings.



Operational characteristics	shaft dia. d (mm)
-----------------------------	-------------------

Positive sealing capacity against dust, non corrosive agents	30 40
--	----------

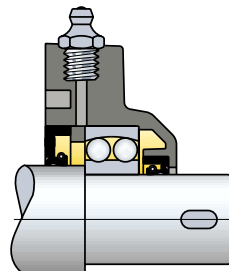
Page

48



Series F - SF

- **Waterproof housing.** The bearing is protected from the external environment
- **Locking is achieved by shoulders on the shaft**
- **High capacity for axial loads**
- **ISO dimensions** interchangeable with corresponding cast iron bearings.



Operational characteristics	shaft dia. d (mm)
-----------------------------	-------------------

Positive sealing capacity against dust, humidity, washouts, vapours, highly corrosive chemical agents	30 35 40 45
---	----------------------

Page

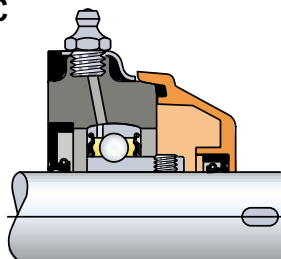
50

Square flange bearing units with stainless steel surface



Series UCFS/C - SUCFS/C

- **Waterproof housing.** The bearing is protected from the external environment
- **Inspectable bearing.** The protection cover can be removed for inspection
- **Shaft locking by means of grub screws**
- **ISO dimensions** interchangeable with corresponding cast iron bearings.




Operational characteristics	shaft dia. d (mm)
-----------------------------	-------------------

Proof to dust, humidity, washouts, steam, average aggressive chemical agents	30 35 40
--	----------------

Page

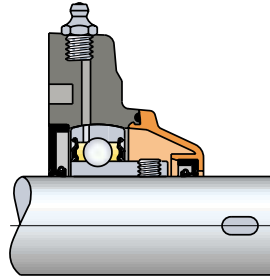
52

Round flange bearing units



Series UCFC/C

- **Waterproof housing.** The bearing is protected from the external environment
- **Inspectable bearing.** The protection cover can be removed for inspection
- **Shaft locking by means of grub screws**
- **ISO dimensions** interchangeable with corresponding cast iron bearings.




Operational characteristics	shaft dia. d (mm)
-----------------------------	-------------------

Positive sealing capacity against dust, humidity, washouts, vapours, highly corrosive chemical agents	35
---	----

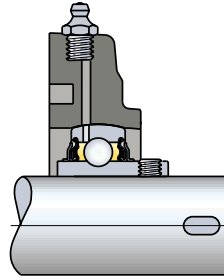
Page

54



Series UCFC

- **Moderate protection.** The bearing is protected by centrifuging ring
- **Shaft locking by means of grub screws**
- **Protection covers.** Optional
- **ISO dimensions** interchangeable with corresponding cast iron bearings.



Operational characteristics	shaft dia. d (mm)
-----------------------------	-------------------

Positive sealing capacity against dust, non corrosive agents (carbon steel bearing)	35
---	----

Positive sealing capacity against humidity, vapours, salty environments, slightly corrosive chemical agents (with stainless steel bearing)	
--	--

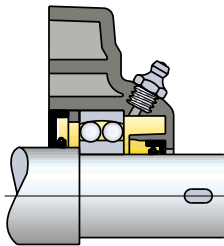
Page

56



Series FC

- **Waterproof housing.** The bearing is protected from the external environment
- **Locking is achieved by shoulders on the shaft**
- **High capacity for axial loads**
- **ISO dimensions** interchangeable with corresponding cast iron bearings.




Operational characteristics	shaft dia. d (mm)
-----------------------------	-------------------

Positive sealing capacity against dust, humidity, washouts, vapours, highly corrosive chemical agents	35
---	----

Page

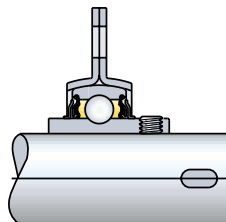
58

Round flange stainless steel bearing units



Series SBF

- **Good protection.** The stainless steel bearing is protected by centrifugal ring type seals
- **Shaft locking by means of grub screws**
- **Loading capacity.** The support features pressed metal sheet flanges and is indicated for light duty



Operational characteristics

shaft dia. d (mm)

Positive sealing capacity against humidity, vapours, salty environments, slightly corrosive chemical agents

25

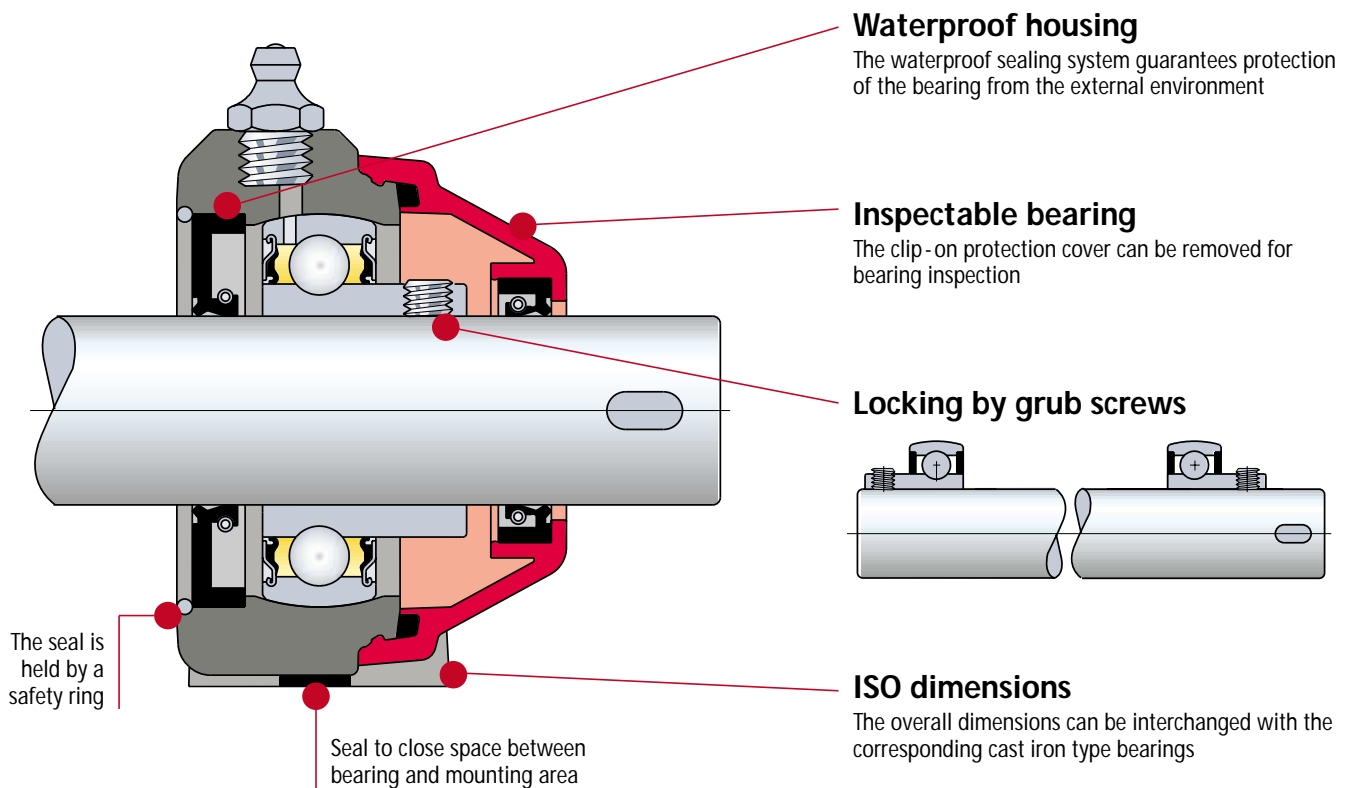
Page

60

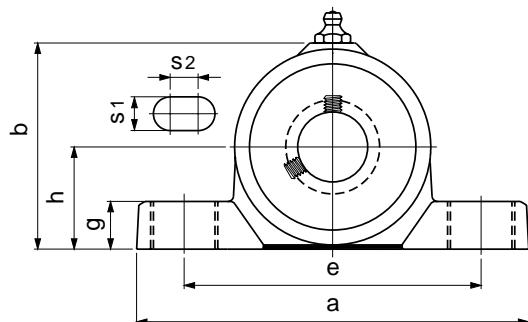


 **Microban[®]**
antibacterial protection

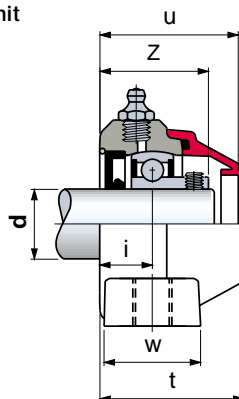
- MB bearings Series UCP/CM are supplied with Microban[®] antibacterial protection
- By penetrating the cell wall of bacteria Microban[®] inhibits the growth of most common food poisoning bacteria, such as E.coli, Salmonella, Listeria, S-aureus, Campylobacter, which can cause contamination and odour.



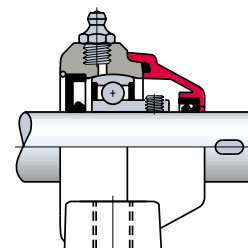
Series UCP/CM



Closed unit



Open unit



Shaft dia. d mm	Bearing type	Code		Dimensions in mm													Bearing	Weight Kg	Application characteristics
		Closed unit	Open unit	e	a	h	b	s1	s2	g	w	i	Z	u	t				
PA FV polyamide housing with Microban®																			
20	UCP 204 CM	651452	651552	96	128	33,3	67	12	10	17	30	18,9	37,2	47,7	49,7	YAT 204 2	0,27	<ul style="list-style-type: none"> • High mechanical and heat resistance • Proof to dust, humidity, washouts, steam, average aggressive chemical agents 	
25	UCP 205 CM	651462	651562	106	140	36,5	75	12	10	17	34,5	18,8	38,3	49,5	51,5	YAT 205 2	0,33		
30	UCP 206 CM	651472	651572	121	163	42,9	88	14	10	20	36	19,7	40,7	53	55	YAT 206 2	0,49		
35	UCP 207 CM	651482	651582	126	167	47,6	98	14	10	20	38,6	21,3	44,6	59	61	YAT 207 2	0,64		
40	UCP 208 CM	651492	651592	136	185	50	102	14	10	20	38,6	25	50,3	64,5	66,5	YAT 208 2	0,84		
PP FV polypropylene housing with Microban®																			
20	UCP 204 CM	651502	651602	96	128	33,3	67	12	10	17	30	18,9	37,2	47,7	49,7	YAT 204 2	0,27	<ul style="list-style-type: none"> • Proof to highly aggressive chemical agents 	
25	UCP 205 CM	651512	651612	106	140	36,5	75	12	10	17	34,5	18,8	38,3	49,5	51,5	YAT 205 2	0,33		
30	UCP 206 CM	651522	651622	121	163	42,9	88	14	10	20	36	19,7	40,7	53	55	YAT 206 2	0,49		
35	UCP 207 CM	651532	651632	126	167	47,6	98	14	10	20	38,6	21,3	44,6	59	61	YAT 207 2	0,64		
40	UCP 208 CM	651542	651642	136	185	50	102	14	10	20	38,6	25	50,3	64,5	66,5	YAT 208 2	0,84		

On request : version in polypropylene PP FV black with Microban® antibacterial protection.

Packaging : 12 pieces.

YAT 2 Bearing

Chrome alloy steel • Grub screws shaft locking • Superagriseal unit • Prelubricated with lithium / calcium grease • Can be relubricated • Self aligning within 2° max

Dimensions and characteristics at page 66 - 67.

PA FV polyamide housing

Housing in reinforced polyamide PA FV resin (grey) with Microban® antibacterial protection • Protection cover in polypropylene PP (red) with Microban® antibacterial protection • Seal and O-Ring in NBR rubber • Ball type nickel plated brass greasing nipple • Reinforcing bushings on mounting holes and washers in stainless steel AISI 304 • Stainless steel AISI 303 safety ring • Seal to close space between bearing and mounting area in PVC (black)

PP FV polypropylene housing

Housing in reinforced polypropylene PP FV resin (white) with Microban® antibacterial protection • Protection cover in polypropylene PP (red) with Microban® antibacterial protection • Seal and O-Ring in Viton rubber • Ball type stainless steel AISI 316 greasing nipple • Reinforcing bushings on mounting holes and washers in stainless steel AISI 316 • Stainless steel AISI 303 safety ring • Seal to close space between bearing and mounting area in PVC (black)

Shaft dia. d mm	Bearing type	Bearing load (N)			Bearing unit max. static load (N)						Continuous operating temperature (°C)			
		Load coefficient		Max. axial load	Fr ↑		Fr ↓		Fr →		in air		in hot water	
		dynamic C	static Co		PA FV	PP FV	PA FV	PP FV	PA FV	PP FV	PA FV	PP FV	PA FV	PP FV
20	UCP204 C	9800	6550	1960	4000	1800	18000	5000	5000	3000	- 20 a + 90	- 20 a + 70	80	100
25	UCP205 C	10800	7800	2160	6000	1800	18000	5000	6000	3000				
30	UCP206 C	15000	11200	3000	7000	2000	25000	7000	8000	4000				
35	UCP207 C	19600	15300	3920	8000	2200	27000	7500	10000	4200				
40	UCP208 C	23600	19000	4720	8000	2200	27000	7500	10000	4200				

2) = The grub screws blocking method allows a maximum axial load of : 0,20 • C (with non hardened shafts and grub screws tightened with recommended torsion couples).
The radial static loads Fr have been established in laboratory conditions on housings complete with bearings.



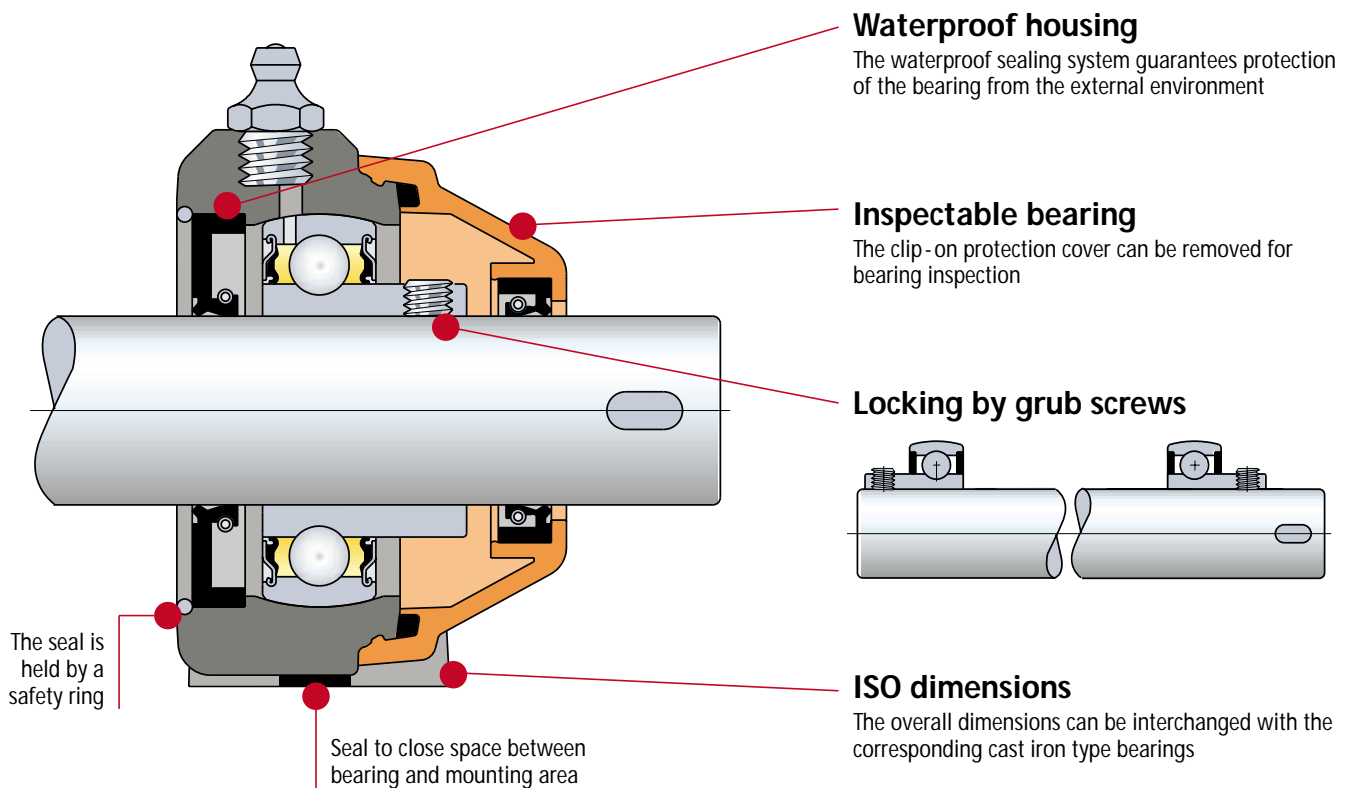
Accessories / page 62

- Quick coupler for remote lubrication
- Grease nipple cover

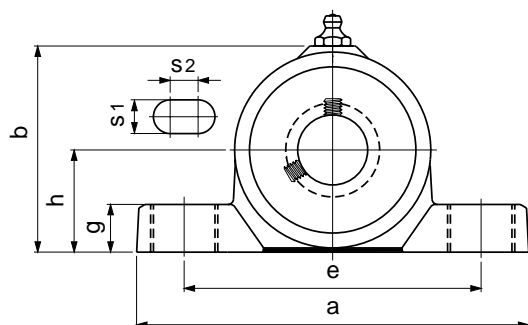


Spare parts / page 63 - 64

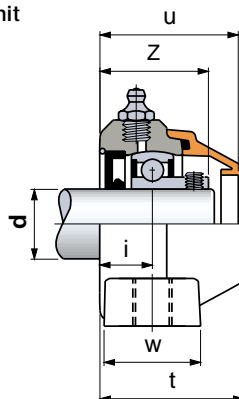
- Closed or open protection cover
- Ball type grease nipple
- Sealing ring (opposite side to protection cover)
- Seal to close space between support and mounting area
- Safety ring



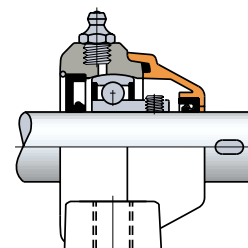
Series UCP/C



Closed unit



Open unit



Shaft dia. d mm	Bearing type	Code		Dimensions in mm													Bearing	Weight Kg	Application characteristics
		Closed unit	Open unit	e	a	h	b	s1	s2	g	w	i	Z	u	t				
PA FV polyamide housing																			
20	UCP 204 C	682941	682931	96	128	33,3	67	12	10	17	30	18,9	37,2	47,7	49,7	YAT 204 2	0,27	<ul style="list-style-type: none"> • High mechanical and heat resistance • Proof to dust, humidity, washouts, steam, average aggressive chemical agents 	
25	UCP 205 C	646511	646521	106	140	36,5	75	12	10	17	34,5	18,8	38,3	49,5	51,5	YAT 205 2	0,33		
30	UCP 206 C	646531	646541	121	163	42,9	88	14	10	20	36	19,7	40,7	53	55	YAT 206 2	0,49		
35	UCP 207 C	646551	646561	126	167	47,6	98	14	10	20	38,6	21,3	44,6	59	61	YAT 207 2	0,64		
40	UCP 208 C	683041	683031	136	185	50	102	14	10	20	38,6	25	50,3	64,5	66,5	YAT 208 2	0,84		
PP FV polypropylene housing **																			
20	UCP 204 C	601932	601942	96	128	33,3	67	12	10	17	30	18,9	37,2	47,7	49,7	YAT 204 2	0,27	<ul style="list-style-type: none"> • Proof to highly aggressive chemical agents 	
25	UCP 205 C	601952	601962	106	140	36,5	75	12	10	17	34,5	18,8	38,3	49,5	51,5	YAT 205 2	0,33		
30	UCP 206 C	601972	601982	121	163	42,9	88	14	10	20	36	19,7	40,7	53	55	YAT 206 2	0,49		
35	UCP 207 C	601992	602002	126	167	47,6	98	14	10	20	38,6	21,3	44,6	59	61	YAT 207 2	0,64		
40	UCP 208 C	602012	602022	136	185	50	102	14	10	20	38,6	25	50,3	64,5	66,5	YAT 208 2	0,84		

** = Available upon request and minimum order quantity.

Packaging : 12 pieces.

YAT 2 Bearing

Chrome alloy steel • Grub screws shaft locking • Superagriseal unit • Prelubricated with lithium/calcium grease • Can be relubricated • Self aligning within 2° max

Dimensions and characteristics at page 66 - 67.

PA FV polyamide housing

Housing in reinforced polyamide PA FV resin (black) • Protection cover in polypropylene PP (orange) • Seal and O-Ring in NBR rubber • Ball type nickel plated brass greasing nipple • Reinforcing bushings on mounting holes and washers in stainless steel AISI 304 • Stainless steel AISI 303 safety ring • Seal to close space between bearing and mounting area in PVC (black)

PP FV polypropylene housing

Housing in reinforced polypropylene PP FV resin (black) • Protection cover in polypropylene PP (orange) • Seal and O-Ring in Viton rubber • Ball type stainless steel AISI 316 greasing nipple • Reinforcing bushings on mounting holes and washers in stainless steel AISI 316 • Stainless steel AISI 303 safety ring • Seal to close space between bearing and mounting area in PVC (black)


Shaft dia. d mm	Bearing type	Bearing load (N)			Bearing unit max. static load (N)						Continuous operating temperature (°C)			
		Load coefficient		Max. axial load	Fr ↑		Fr ↓		Fr →		in air		in hot water	
		dynamic C	static Co		PAFV	PPFV	PAFV	PPFV	PAFV	PPFV	PAFV	PPFV	PAFV	PPFV
20	UCP204 C	9800	6550	1960	4000	1800	18000	5000	5000	3000	- 20 a + 90	- 20 a + 70	80	100
25	UCP205 C	10800	7800	2160	6000	1800	18000	5000	6000	3000				
30	UCP206 C	15000	11200	3000	7000	2000	25000	7000	8000	4000				
35	UCP207 C	19600	15300	3920	8000	2200	27000	7500	10000	4200				
40	UCP208 C	23600	19000	4720	8000	2200	27000	7500	10000	4200				

2) = The grub screws blocking method allows a maximum axial load of : 0,20 • C (with non hardened shafts and grub screws tightened with recommended torsion couples). The radial static loads Fr have been established in laboratory conditions on housings complete with bearings.



Accessories / page 62

- Quick coupler for remote lubrication
- Grease nipple cover



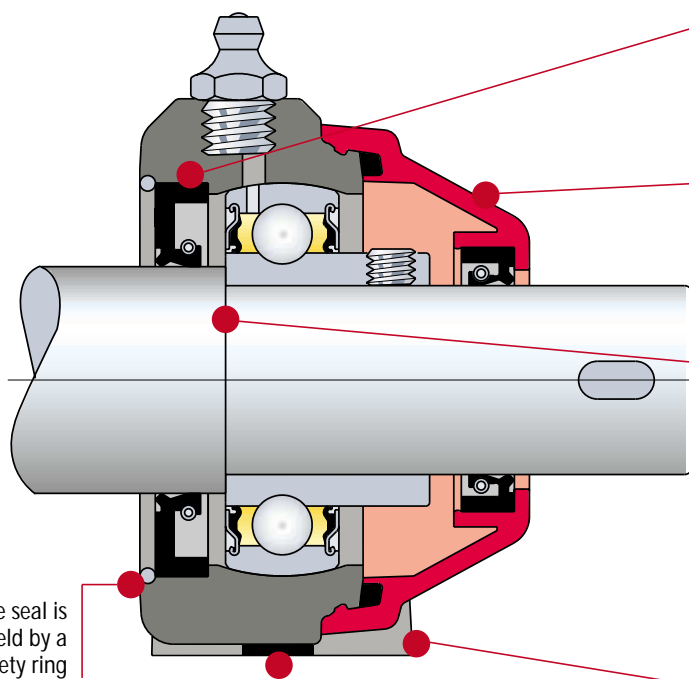
Spare parts / page 63 - 64

- Closed or open protection cover
- Ball type grease nipple
- Sealing ring (opposite side to protection cover)
- Seal to close space between support and mounting area
- Safety ring



 **Microban[®]**
antibacterial protection

- MB bearings Series UCP/CSM are supplied with Microban[®] antibacterial protection
- By penetrating the cell wall of bacteria Microban[®] inhibits the growth of most common food poisoning bacteria, such as E.coli, Salmonella, Listeria, S-aureus, Campylobacter, which can cause contamination and odour.



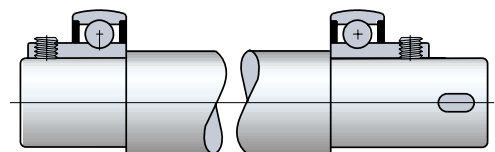
Waterproof housing

The waterproof sealing system guarantees protection of the bearing from the external environment

Inspectable bearing

The clip - on protection cover can be removed for bearing inspection

Shaft shoulders locking



Same maximum axial load as version with locking by grub screws

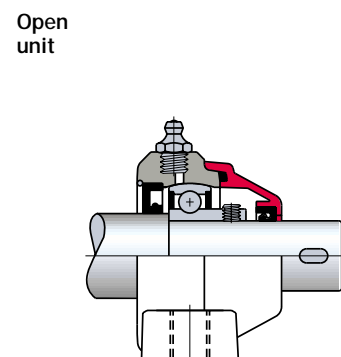
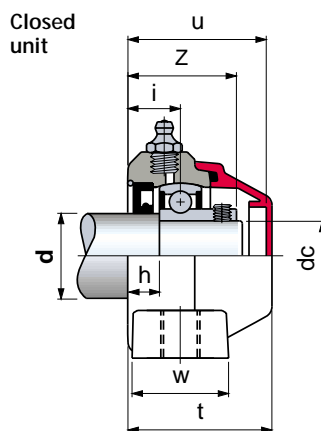
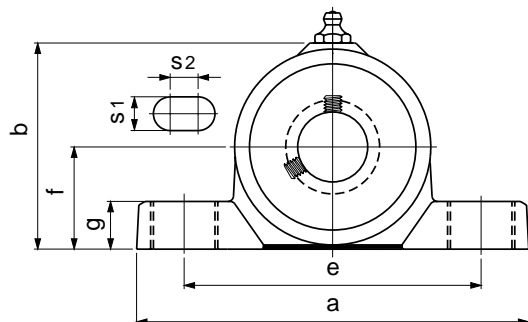
ISO dimensions

The overall dimensions can be interchanged with the corresponding cast iron type bearings

The seal is held by a safety ring

Seal to close space between bearing and mounting area

Series UCP/CSM



Shaft dia. d mm	Bearing housing dia. dc mm	Bearing type	Code		Dimensions in mm													Weight Kg	Application characteristics	
			Closed unit	Open unit	e	a	f	b	s1	s2	g	w	h	i	Z	u	t			
PA FV polyamide housing with Microban®																				
30	25	UCP 205 CSM	651772	651812	106	140	36,5	75	12	10	17	34,5	11,1	18,8	38,3	49,5	51,5	YAT 205 2	0,33	<ul style="list-style-type: none"> • High mechanical and heat resistance • Proof to dust, humidity, washouts, steam, average aggressive chemical agents
35	30	UCP 206 CSM	651782	651822	121	163	42,9	88	14	10	20	36	10,5	19,7	40,7	53	55	YAT 206 2	0,49	
40	35	UCP 207 CSM	651792	651832	126	167	47,6	98	14	10	20	38,6	11,6	21,3	44,6	59	61	YAT 207 2	0,64	
45	40	UCP 208 CSM	651802	651842	136	185	50	102	14	10	20	38,6	14,3	25	50,3	64,5	66,5	YAT 208 2	0,84	

Packaging : 12 pieces.

YAT 2 Bearing

Chrome alloy steel • Grub screws shaft locking
 • Superagriseal unit • Pre-lubricated with lithium / calcium grease • Can be relubricated • Self aligning within 2° max
 Dimensions and characteristics at page 66-67.

PA FV polyamide housing

Housing in reinforced polyamide PA FV resin (grey) with **Microban®** antibacterial protection • Protection cover in polypropylene PP (red) with **Microban®** antibacterial protection • Seal and O-Ring in NBR rubber • Ball type nickel plated brass greasing nipple • Reinforcing bushings on mounting holes and washers in stainless steel AISI 304 • Stainless steel AISI 303 safety ring
 • Seal to close space between bearing and mounting area in PVC (black)

Shaft dia. d mm	Bearing housing dia. dc mm	Bearing type	Bearing load (N)			Bearing unit max. static load (N)			Continuous operating temperature (°C)	
			Load coefficient dynamic C	static Co	Max. axial load	Fr ↑ PA FV	Fr ↓ PA FV	Fr → PA FV	in air	in hot water
									PA FV	PA FV
30	25	UCP205 CSM	10800	7800	2160	6000	18000	6000	- 20 a + 90	80 Do not use steam for cleaning
35	30	UCP206 CSM	15000	11200	3000	7000	25000	8000		
40	35	UCP207 CSM	19600	15300	3920	8000	27000	10000		
45	40	UCP208 CSM	23600	19000	4720	8000	27000	10000		

The radial static loads Fr have been established in laboratory conditions on housings complete with bearings.



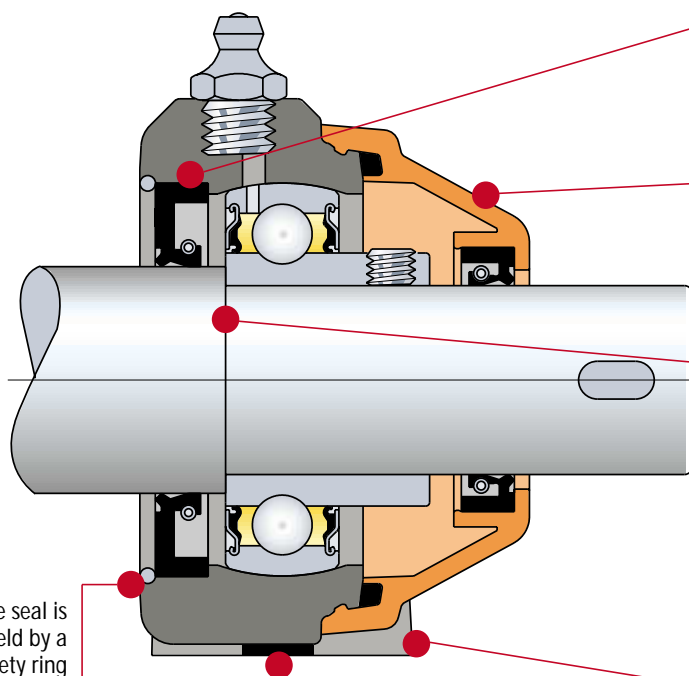
Accessories / page 62

- Quick coupler for remote lubrication
- Grease nipple cover



Spare parts / page 63-64

- Closed or open protection cover
- Ball type grease nipple
- Sealing ring (opposite side to protection cover)
- Seal to close space between support and mounting area
- Safety ring



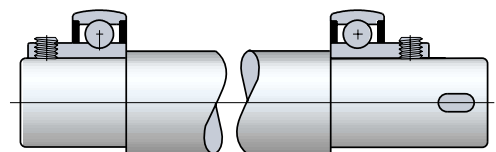
Waterproof housing

The waterproof sealing system guarantees protection of the bearing from the external environment

Inspectable bearing

The clip - on protection cover can be removed for bearing inspection

Shaft shoulders locking



Same maximum axial load as version with locking by grub screws

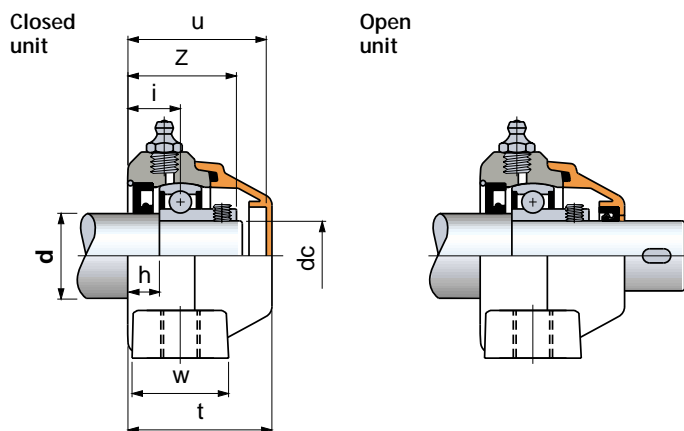
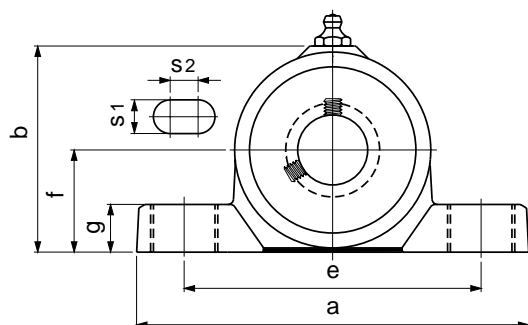
ISO dimensions

The overall dimensions can be interchanged with the corresponding cast iron type bearings

The seal is held by a safety ring

Seal to close space between bearing and mounting area

Series UCP/CS



Shaft dia. d mm	Bearing housing dia. dc mm	Bearing type	Code		Dimensions in mm														Weight Kg	Application characteristics
			Closed unit	Open unit	e	a	f	b	s1	s2	g	w	h	i	Z	u	t			
PA FV polyamide housing																				
30	25	UCP 205 CS	639132	641152	106	140	36,5	75	12	10	17	34,5	11,1	18,8	38,3	49,5	51,5	YAT 205 2	0,33	<ul style="list-style-type: none"> • High mechanical and heat resistance • Proof to dust, humidity, washouts, steam, average aggressive chemical agents
35	30	UCP 206 CS	639142	641162	121	163	42,9	88	14	10	20	36	10,5	19,7	40,7	53	55	YAT 206 2	0,49	
40	35	UCP 207 CS	639152	641172	126	167	47,6	98	14	10	20	38,6	11,6	21,3	44,6	59	61	YAT 207 2	0,64	
45	40	UCP 208 CS	639162	641182	136	185	50	102	14	10	20	38,6	14,3	25	50,3	64,5	66,5	YAT 208 2	0,84	

Packaging : 12 pieces.

YAT 2 Bearing

Chrome alloy steel • Grub screws shaft locking
 • Superagriseal unit • Pre-lubricated with lithium / calcium grease • Can be relubricated • Self aligning within 2° max
 Dimensions and characteristics at page 66-67.

PA FV polyamide housing

Housing in reinforced polyamide PA FV resin (black)
 • Protection cover in polypropylene PP (orange) • Seal and O-Ring in NBR rubber • Ball type nickel plated brass greasing nipple • Reinforcing bushings on mounting holes and washers in stainless steel AISI 304 • Stainless steel AISI 303 safety ring • Seal to close space between bearing and mounting area in PVC (black)


Shaft dia. d mm	Bearing housing dia. dc mm	Bearing type	Bearing load (N)			Bearing unit max. static load (N)			Continuous operating temperature (°C)	
			Load coefficient		Max. axial load	Fr			in air	in hot water
			dynamic C	static Co		PAFV	PAFV	PAFV	PAFV	PAFV
30	25	UCP 205 CS	10800	7800	2160	6000	18000	6000	- 20 a + 90	80 Do not use steam for cleaning
35	30	UCP 206 CS	15000	11200	3000	7000	25000	8000		
40	35	UCP 207 CS	19600	15300	3920	8000	27000	10000		
45	40	UCP 208 CS	23600	19000	4720	8000	27000	10000		

The radial static loads Fr have been established in laboratory conditions on housings complete with bearings.



Accessories / page 62

- Quick coupler for remote lubrication
- Grease nipple cover

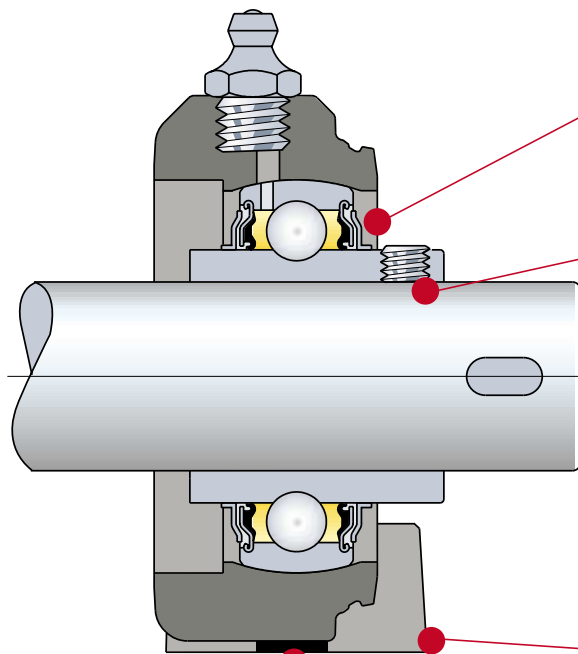


Spare parts / page 63-64

- Closed or open protection cover
- Ball type grease nipple
- Sealing ring (opposite side to protection cover)
- Seal to close space between support and mounting area
- Safety ring



Protection cover
Optional

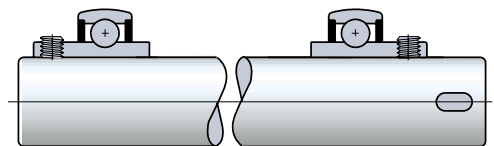


Seal to close space between bearing and mounting area

Moderate protection

The bearings feature Superagriseal unit plus centrifuging ring for guaranteed protection against dust and non corrosive agents. For critical applications use the version with stainless steel AISI 420 bearing

Locking by grub screws



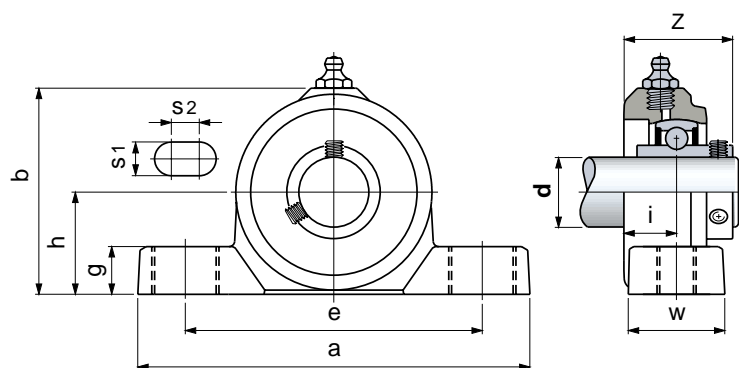
Protection cover

It is supplied as an **optional accessory**. They are available in the closed or open version, they protect the bearing and avoid contact with the rotating shaft (personnel protection). Clip-on design. Can be removed and replaced at will.

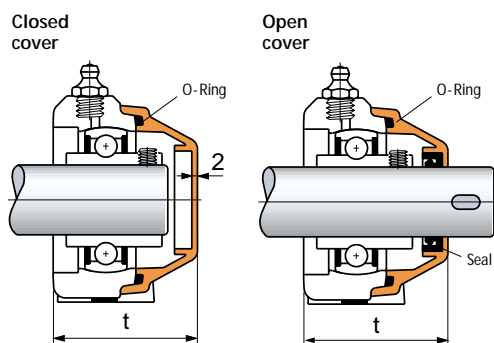
ISO dimensions

The overall dimensions can be interchanged with the corresponding cast iron type bearings

Series UCP



Protection cover (Optional)



For the codenumbers of the protection covers, O-rings and seals refer to pages 63-64.

Shaft dia. d mm	Bearing type	Code		Dimensions in mm										Bearing	t	Weight Kg	Application characteristics
		Bearing		e	a	h	b	s1	s2	g	w	i	Z				
PA FV polyamide housing / steel bearing																	
20	UCP 204	682921		96	128	33,3	67	12	10	17	30	18,9	37,2	YAR 204 2F	49,7	0,27	<ul style="list-style-type: none"> • High mechanical and heat resistance • Positive sealing capacity against dust, non corrosive agents
25	UCP 205	648781		106	140	36,5	75	12	10	17	34,5	18,8	38,6	YAR 205 2F	51,5	0,33	
30	UCP 206	648791		121	163	42,9	88	14	10	20	36	19,7	41,9	YAR 206 2F	55	0,49	
35	UCP 207	648801		126	167	47,6	98	14	10	20	38,6	21,3	46,7	YAR 207 2F	61	0,64	
40	UCP 208	683021		136	185	50	102	14	10	20	38,6	25	55,2	YAR 208 2F	66,5	0,84	
PA FV polyamide housing / stainless steel AISI 420 bearing																	
20	UCP 204	646492		96	128	33,3	67	12	10	17	30	18,9	37,2	YAR 204 2RF/HV	49,7	0,27	<ul style="list-style-type: none"> • Positive sealing capacity against humidity, vapours, salty environments, slightly corrosive chemical agents
25	UCP 205	646502		106	140	36,5	75	12	10	17	34,5	18,8	38,6	YAR 205 2RF/HV	51,5	0,33	
30	UCP 206	646512		121	163	42,9	88	14	10	20	36	19,7	41,9	YAR 206 2RF/HV	55	0,49	
35	UCP 207	646522		126	167	47,6	98	14	10	20	38,6	21,3	46,7	YAR 207 2RF/HV	61	0,64	
40	UCP 208	646532		136	185	50	102	14	10	20	38,6	25	55,2	YAR 208 2RF/HV	66,5	0,84	

Available upon request and minimum order quantity version with PP FV polypropylene housing and stainless steel AISI 420 bearing.

Packaging : 12 pieces.

YAR 2F - YAR 2RF/HV bearings

Shaft locking by grub screws • Superagriséal units plus centrifuging ring (steel version) • Superagriséal units plus rubberised centrifuging ring (stainless steel version) • Prelubricated with lithium / calcium grease • Can be relubricated • Self aligning within 2.5° max
Dimensions and characteristics at page 66-67.

PA FV polyamide housing

Housing in reinforced polyamide PA FV resin (black)
• Ball type nickel plated brass greasing nipple
• Reinforcing bushings on mounting holes and washers in stainless steel AISI 304 • Seal to close space between bearing and mounting area in PVC (black)

Protection cover

Covers are supplied without seals. To increase protection it is recommended to use them with O-Ring and seals unit (supplied separately).
• Cover in polypropylene PP (orange)
• Seals in NBR rubber • Different colours on request

Shaft dia. d mm	Bearing type	Bearing load (N)			Bearing unit max. static load (N)			Continuous operating temperature (°C)	
		Load coefficient		Max. axial load ²⁾	PA FV	PA FV	PA FV	in air	in hot water
		dynamic C	static Co					PA FV	PA FV
20	UCP 204	9800 (8300)	6550 (6550)	1960 (1660)	4000	18000	5000	- 20 a + 90	80 Do not use steam for cleaning
25	UCP 205	10800 (9150)	7800 (7800)	2160 (1830)	6000	18000	6000		
30	UCP 206	15000 (12500)	11200 (11200)	3000 (2500)	7000	25000	8000		
35	UCP 207	19600 (16600)	15300 (15300)	3920 (3320)	8000	27000	10000		
40	UCP 208	23600 (20000)	19000 (19000)	4720 (4000)	8000	27000	10000		

Bracketed figures refer to stainless steel bearings.

2) = The grub screws blocking method allows a maximum axial load of : 0,20 • C (with non hardened shafts and grub screws tightened with recommended torsion couples).
The radial static loads Fr have been established in laboratory conditions on housings complete with bearings.



Accessories / page 62

- Quick coupler for remote lubrication
- Grease nipple cover

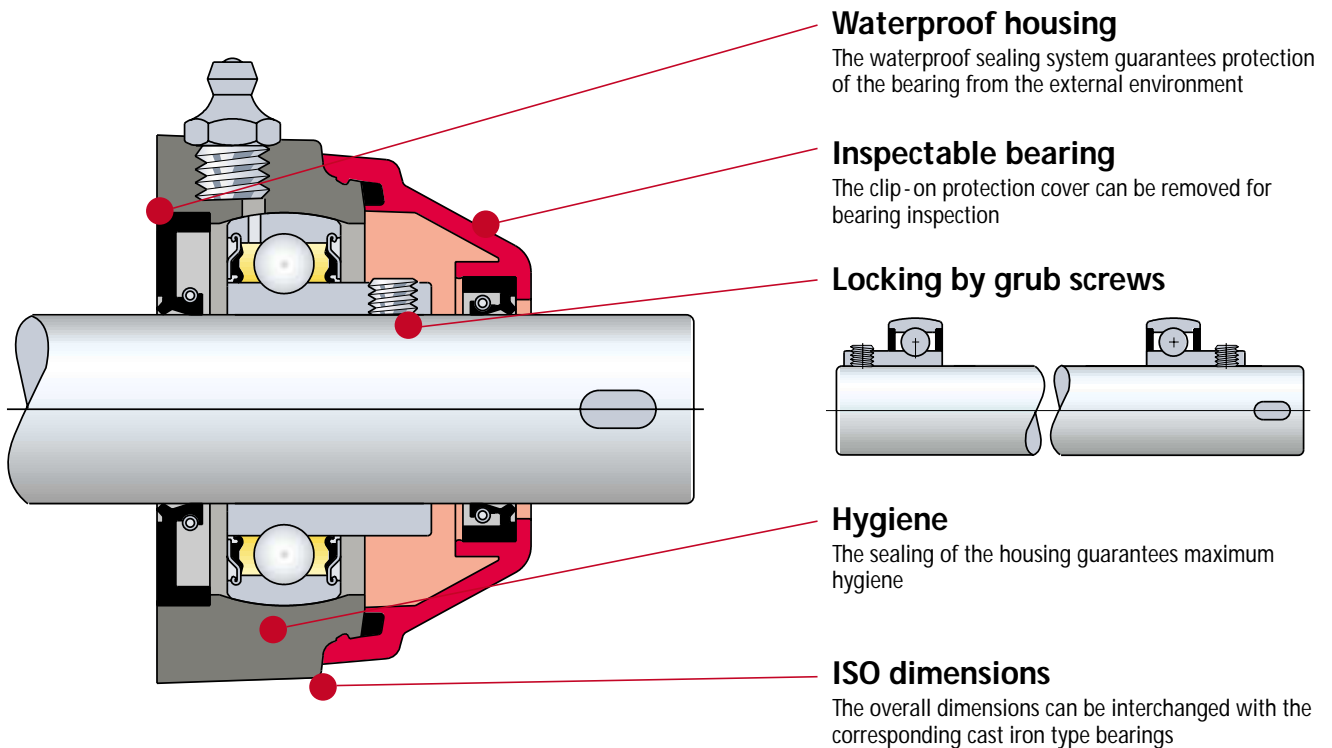


Spare parts / page 63-64

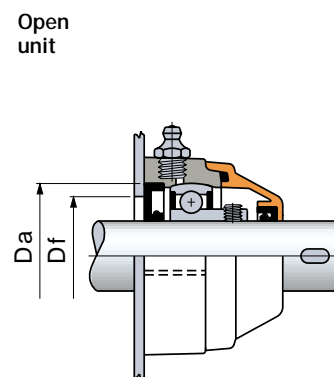
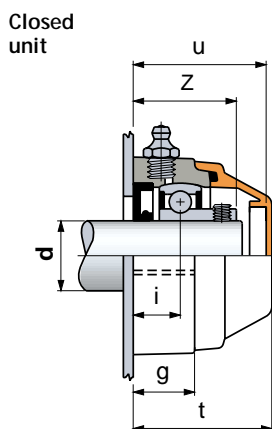
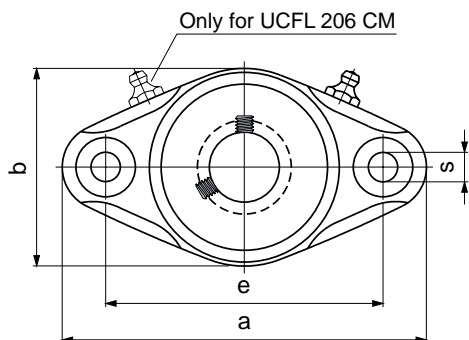
- Ball type grease nipple
- Seal to close space between bearing and mounting area
- Closed or open protection cover
- Seals for protection cover



- MB bearings Series UCFL/CM are supplied with Microban® antibacterial protection
- By penetrating the cell wall of bacteria Microban® inhibits the growth of most common food poisoning bacteria, such as E.coli, Salmonella, Listeria, S-aureus, Campylobacter, which can cause contamination and odour.



Series UCFL/CM



Shaft dia. d mm	Bearing type	Code		Dimensions in mm											Bore in frame 1)		Weight Kg	Application characteristics	
		Closed unit	Open unit	e	a	b	s	g	i	z	u	t	Da	Df max	Df min				
PA FV polyamide housing with Microban®																			
20	UCFL 204 CM	650972	651072	90	116	62	11	20	15,2	33,5	43	46	47	45	40	YAT 204 2	0,25	<ul style="list-style-type: none"> • High mechanical and heat resistance • Proof to dust, humidity, washouts, steam, average aggressive chemical agents 	
25	UCFL 205 CM	650982	651082	99	130	71	11	22,5	16,8	36,3	47,5	49,5	52	50	45	YAT 205 2	0,33		
30	UCFL 206 CM	650992	651092	117	148	85	11	26	20	41	53	55	62	60	50	YAT 206 2	0,42		
35	UCFL 207 CM	651002	651102	130	162	93	11	26	19,5	45	57	59	72	70	55	YAT 207 2	0,65		
40	UCFL 208 CM	651012	651112	144	176	102	11	30	23	52	62,5	65,5	80	78	65	YAT 208 2	0,90		
PP FV polypropylene housing with Microban®																			
20	UCFL 204 CM	651022	651122	90	116	62	11	20	15,2	33,5	43	46	47	45	40	YAT 204 2	0,25	<ul style="list-style-type: none"> • Proof to highly aggressive chemical agents 	
25	UCFL 205 CM	651032	651132	99	130	71	11	22,5	16,8	36,3	47,5	49,5	52	50	45	YAT 205 2	0,33		
30	UCFL 206 CM	651042	651142	117	148	85	11	26	20	41	53	55	62	60	50	YAT 206 2	0,42		
35	UCFL 207 CM	651052	651152	130	162	93	11	26	19,5	45	57	59	72	70	55	YAT 207 2	0,65		
40	UCFL 208 CM	651062	651162	144	176	102	11	30	23	52	62,5	65,5	80	78	65	YAT 208 2	0,90		

1) = Dimensions Df max / Df min must be respected to ensure positive retention of the seals and to allow air bleeding during lubrication.

On request : version in polypropylene PP FV black with Microban® antibacterial protection. Version without Microban®.

Packaging : 12 pieces.

YAT 2 Bearing

Chrome alloy steel • Grub screws shaft locking
 • Superagrisseal unit • Prelubricated with lithium / calcium grease • Can be relubricated • Self aligning within 2° max

Dimensions and characteristics at page 66 - 67.

PA FV polyamide housing

Housing in reinforced polyamide PA FV resin (grey) with Microban® antibacterial protection • Protection cover in polypropylene PP (red) with Microban® antibacterial protection • Seal and O-Ring in NBR rubber • Ball type nickel plated brass greasing nipple • Reinforcing bushings on mounting holes and washers in stainless steel AISI 304

PP FV polypropylene housing

Housing in reinforced polypropylene PP FV resin (white) with Microban® antibacterial protection • Protection cover in polypropylene PP (red) with Microban® antibacterial protection • Seal and O-Ring in Viton rubber • Ball type stainless steel AISI 316 greasing nipple • Reinforcing bushings on mounting holes and washers in stainless steel AISI 316

Shaft dia. d mm	Bearing type	Bearing load (N)			Bearing unit max. static load (N)				Continuous operating temperature (°C)			
		Load coefficient		Max. axial load 2)	Fr ↓		Fr →		in air		in hot water	
		dynamic C	static Co		PAFV	PPFV	PAFV	PPFV	PAFV	PPFV	PAFV	PPFV
20	UCFL 204 CM	9800	6550	1960	8500	5500	8500	6000	- 20 a + 90	- 20 a + 70	80	100
25	UCFL 205 CM	10800	7800	2160	9500	6500	10000	6500				
30	UCFL 206 CM	15000	11200	3000	13000	8000	12500	10000				
35	UCFL 207 CM	19600	15300	3920	13000	8000	11500	9500				
40	UCFL 208 CM	23600	19000	4720	13000	8500	13000	9500				

2) = The grub screws blocking method allows a maximum axial load of : 0,20 • C (with non hardened shafts and grub screws tightened with recommended torsion couples). The radial static loads Fr have been established in laboratory conditions on housings complete with bearings.



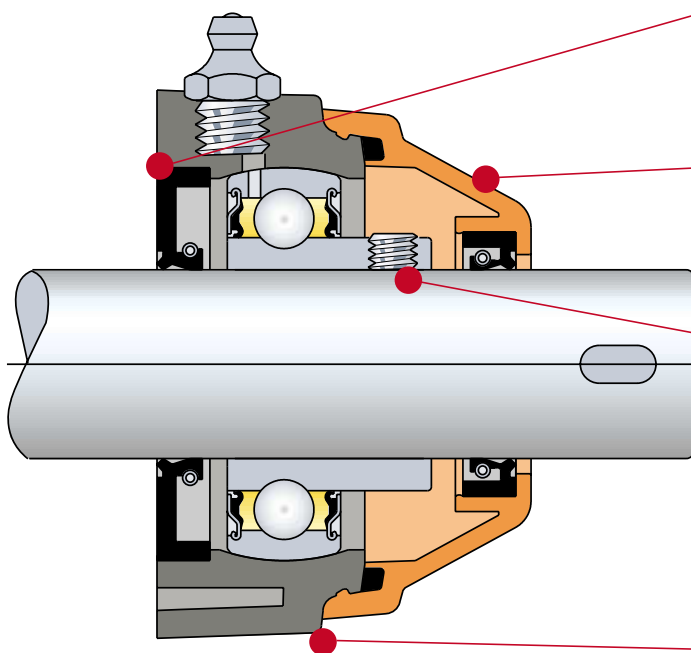
Accessories / page 62

- Quick coupler for remote lubrication
- Grease nipple cover



Spare parts / page 63 - 64

- Closed or open protection cover
- Ball type grease nipple
- Sealing ring (opposite side to protection cover)



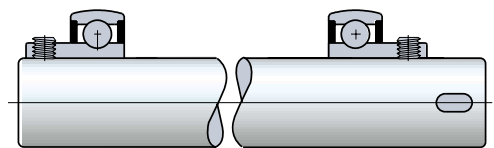
Waterproof housing

The waterproof sealing system guarantees protection of the bearing from the external environment

Inspectable bearing

The clip - on protection cover can be removed for bearing inspection

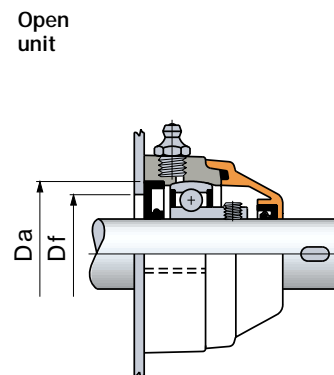
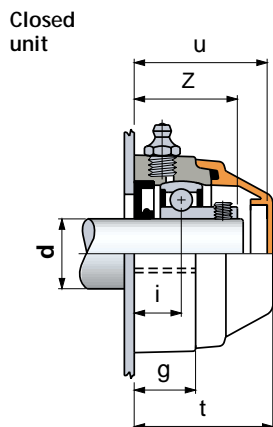
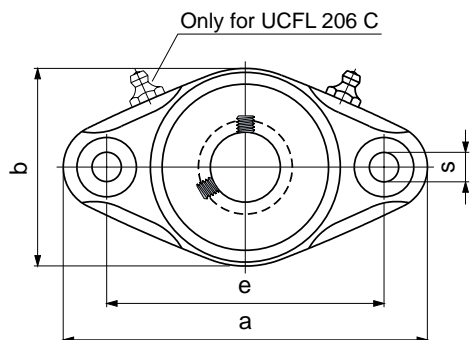
Locking by grub screws



ISO dimensions

The overall dimensions can be interchanged with the corresponding cast iron type bearings

Series UCFL/C



Shaft dia. d mm	Bearing type	Code		Dimensions in mm										Bore in frame ¹⁾		Weight Kg	Application characteristics	
		Closed unit	Open unit	e	a	b	s	g	i	z	u	t	Da	Df max	Df min			Bearing
PA FV polyamide housing																		
20	UCFL 204 C	69016	69026	90	116	62	11	20	15,2	33,5	43	46	47	45	40	YAT 204 2	0,25	<ul style="list-style-type: none"> • High mechanical and heat resistance • Proof to dust, humidity, washouts, steam, average aggressive chemical agents
25	UCFL 205 C	68523	68533	99	130	71	11	22,5	16,8	36,3	47,5	49,5	52	50	45	YAT 205 2	0,33	
30	UCFL 206 C	68399	68409	117	148	85	11	26	20	41	53	55	62	60	50	YAT 206 2	0,42	
35	UCFL 207 C	648131	648141	130	162	93	11	26	19,5	45	57	59	72	70	55	YAT 207 2	0,65	
40	UCFL 208 C	672411	672421	144	176	102	11	30	23	52	62,5	65,5	80	78	65	YAT 208 2	0,90	
PP FV polypropylene housing**																		
20	UCFL 204 C	69036	69046	90	116	62	11	20	15,2	33,5	43	46	47	45	40	YAT 204 2	0,25	<ul style="list-style-type: none"> • Proof to highly aggressive chemical agents
25	UCFL 205 C	68543	68553	99	130	71	11	22,5	16,8	36,3	47,5	49,5	52	50	45	YAT 205 2	0,33	
30	UCFL 206 C	68419	68429	117	148	85	11	26	20	41	53	55	62	60	50	YAT 206 2	0,42	
35	UCFL 207 C	648151	648161	130	162	93	11	26	19,5	45	57	59	72	70	55	YAT 207 2	0,65	
40	UCFL 208 C	672431	672441	144	176	102	11	30	23	52	62,5	65,5	80	78	65	YAT 208 2	0,90	

1) = Dimensions Df max / Df min must be respected to ensure positive retention of the seals and to allow air bleeding during lubrication.

** = Available upon request and minimum order quantity.

Packaging : 12 pieces.

YAT 2 Bearing

Chrome alloy steel • Grub screws shaft locking
 • Superagrisseal unit • Prelubricated with lithium / calcium grease • Can be relubricated • Self aligning within 2° max

Dimensions and characteristics at page 66 - 67.

PA FV polyamide housing

Housing in reinforced polyamide PA FV resin (black)
 • Protection cover in polypropylene PP (orange) • Seal and O-Ring in NBR rubber • Ball type nickel plated brass greasing nipple • Reinforcing bushings on mounting holes and washers in stainless steel AISI 304

PP FV polypropylene housing

Housing in reinforced polypropylene PP FV resin (black)
 • Protection cover in polypropylene PP (orange) • Seal and O-Ring in Viton rubber • Ball type stainless steel AISI 316 greasing nipple • Reinforcing bushings on mounting holes and washers in stainless steel AISI 316


Shaft dia. d mm	Bearing type	Bearing load (N)			Bearing unit max. static load (N)				Continuous operating temperature (°C)			
		Load coefficient		Max. axial load ²⁾	Fr ↓		Fr →		in air		in hot water	
		dynamic C	static Co		PA FV	PP FV	PA FV	PP FV	PA FV	PP FV	PA FV	PP FV
20	UCFL 204 C	9800	6550	1960	8500	5500	8500	6000	- 20 a + 90	- 20 a + 70	80	100
25	UCFL 205 C	10800	7800	2160	9500	6500	10000	6500				
30	UCFL 206 C	15000	11200	3000	13000	8000	12500	10000				
35	UCFL 207 C	19600	15300	3920	13000	8000	11500	9500				
40	UCFL 208 C	23600	19000	4720	13000	8500	13000	9500				

2) = The grub screws blocking method allows a maximum axial load of : 0,20 • C (with non hardened shafts and grub screws tightened with recommended torsion couples). The radial static loads Fr have been established in laboratory conditions on housings complete with bearings.



Accessories / page 62

- Quick coupler for remote lubrication
- Grease nipple cover

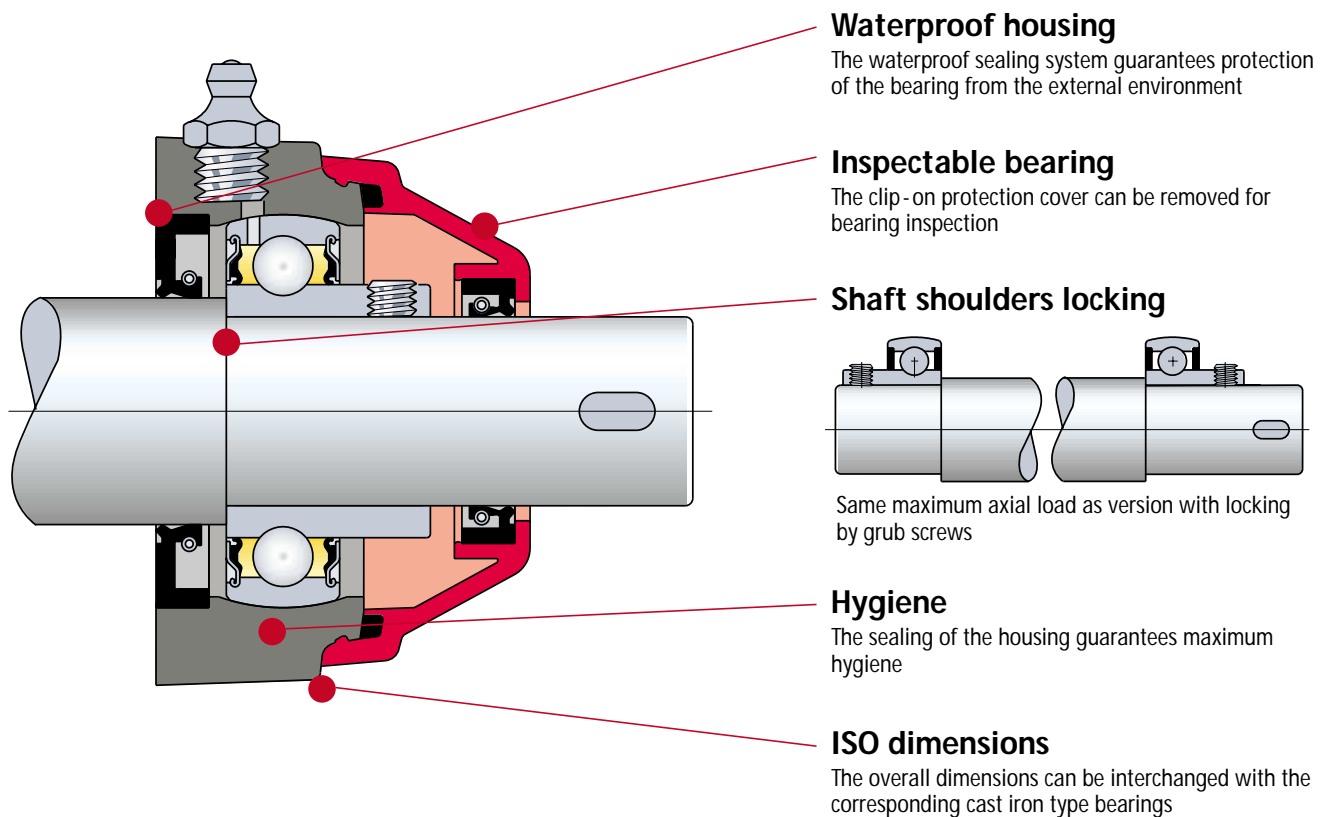


Spare parts / page 63 - 64

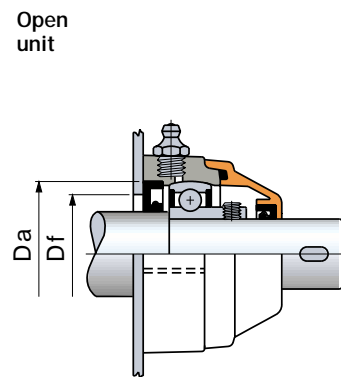
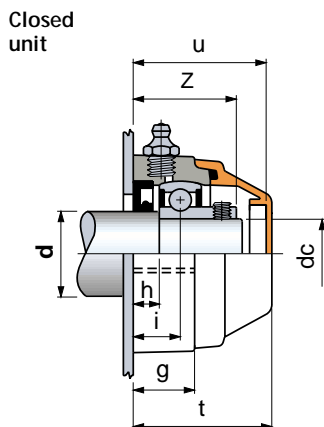
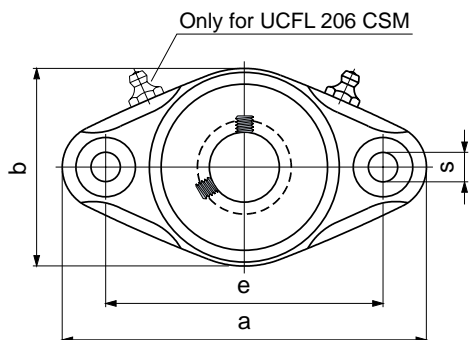
- Closed or open protection cover
- Ball type grease nipple
- Sealing ring (opposite side to protection cover)



- MB bearings Series UCFL/CSM are supplied with Microban[®] antibacterial protection
- By penetrating the cell wall of bacteria Microban[®] inhibits the growth of most common food poisoning bacteria, such as E.coli, Salmonella, Listeria, S-aureus, Campylobacter, which can cause contamination and odour.



Series UCFL/CSM



Shaft dia. d mm	Bearing housing dia. dc mm	Bearing type	Code		Dimensions in mm											Bore in frame ¹⁾			Weight Kg	Application characteristics
			Closed unit	Open unit	e	a	b	s	g	h	i	z	u	t	Da	Df max	Df min	Bearing		
PA FV polyamide housing with Microban®																				
30	25	UCFL 205 CSM	651732	651752	99	130	71	11	22,5	9,1	16,8	36,3	47,5	49,5	52	50	47	YAT 205 2	0,33	<ul style="list-style-type: none"> • High mechanical and heat resistance • Proof to dust, humidity, washouts, steam, average aggressive chemical agents
35	30	UCFL 206 CSM	651742	651762	117	148	85	11	26	10,8	20	41	53	55	62	60	52	YAT 206 2	0,42	

1) = Dimensions Df max / Df min must be respected to ensure positive retention of the seals and to allow air bleeding during lubrication.

Packaging : 12 pieces.

YAT 2 Bearing

Chrome alloy steel • Grub screws shaft locking
 • Superagriseal unit • Prelubricated with lithium / calcium grease • Can be relubricated • Self aligning within 2° max
 Dimensions and characteristics at page 66-67.

PA FV polyamide housing

Housing in reinforced polyamide PA FV resin (grey) with **Microban®** antibacterial protection • Protection cover in polypropylene PP (red) with **Microban®** antibacterial protection • Seal and O-Ring in NBR rubber • Ball type nickel plated brass greasing nipple • Reinforcing bushings on mounting holes and washers in stainless steel AISI 304

Shaft dia. d mm	Bearing housing dia. dc mm	Bearing type	Bearing load (N)			Bearing unit max. static load (N)		Continuous operating temperature (°C)	
			Load coefficient dynamic C	static Co	Max. axial load	Fr		in air	in hot water
						PA FV	PA FV	PA FV	PA FV
30	25	UCFL 205 CSM	10800	7800	2160	9500	10000	- 20 a + 90	80
35	30	UCFL 206 CSM	15000	11200	3000	13000	12500		

The radial static loads Fr have been established in laboratory conditions on housings complete with bearings.



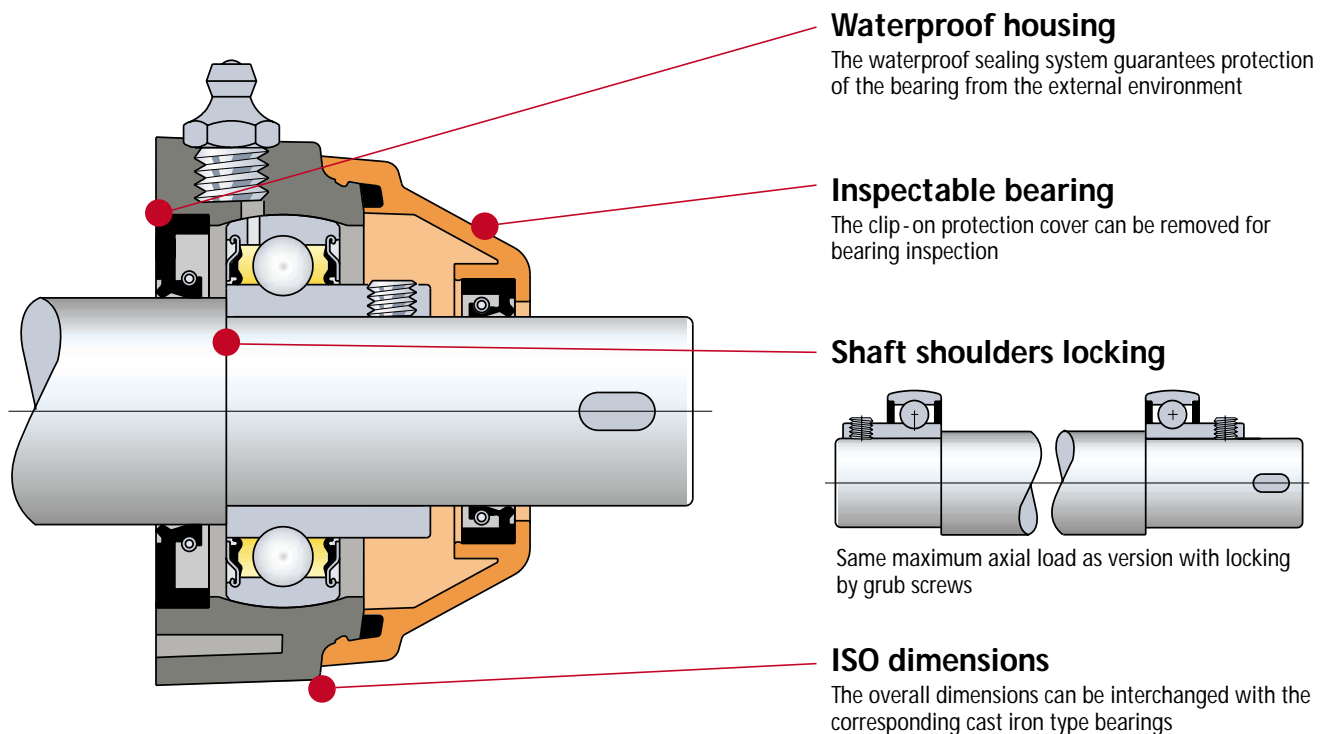
Accessories / page 62

- Quick coupler for remote lubrication
- Grease nipple cover

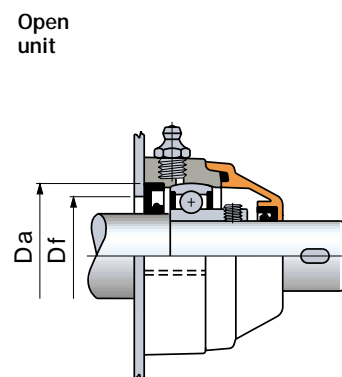
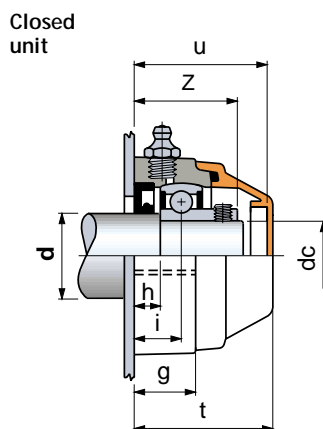
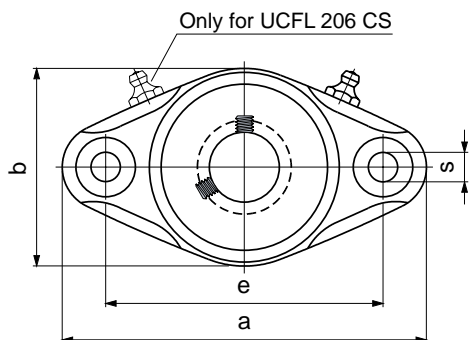


Spare parts / page 63-64

- Closed or open protection cover
- Ball type grease nipple
- Sealing ring (opposite side to protection cover)



Series UCFL/CS



Shaft dia. d mm	Bearing housing dia. dc mm	Bearing type	Code		Dimensions in mm											Bore in frame ¹⁾			Weight Kg	Application characteristics	
			Closed unit	Open unit	e	a	b	s	g	h	i	z	u	t	Da	Df		Bearing			
PA FV polyamide housing																					
30	25	UCFL 205 CS	623832	623822	99	130	71	11	22,5	9,1	16,8	36,3	47,5	49,5	52	50	47	YAT 205	2	0,33	<ul style="list-style-type: none"> • High mechanical and heat resistance • Proof to dust, humidity, washouts, steam, average aggressive chemical agents
35	30	UCFL 206 CS	623802	623812	117	148	85	11	26	10,8	20	41	53	55	62	60	52	YAT 206	2	0,42	

1) = Dimensions Df max / Df min must be respected to ensure positive retention of the seals and to allow air bleeding during lubrication.

Packaging : 12 pieces.

YAT 2 Bearing

Chrome alloy steel • Grub screws shaft locking
 • Superagriseal unit • Prelubricated with lithium / calcium grease • Can be relubricated • Self aligning within 2° max
 Dimensions and characteristics at page 66-67.

PA FV polyamide housing

Housing in reinforced polyamide PA FV resin (black)
 • Protection cover in polypropylene PP (orange) • Seal and O-Ring in NBR rubber • Ball type nickel plated brass greasing nipple • Reinforcing bushings on mounting holes and washers in stainless steel AISI 304


Shaft dia. d mm	Bearing housing dia. dc mm	Bearing type	Bearing load (N)			Bearing unit max. static load (N)		Continuous operating temperature (°C)	
			Load coefficient dynamic C	static Co	Max. axial load	Fr		in air	in hot water
						PA FV	PA FV	PA FV	PA FV
30	25	UCFL 205 CS	10800	7800	2160	9500	10000	- 20 a + 90	80
35	30	UCFL 206 CS	15000	11200	3000	13000	12500		

The radial static loads Fr have been established in laboratory conditions on housings complete with bearings.



Accessories / page 62

- Quick coupler for remote lubrication
- Grease nipple cover

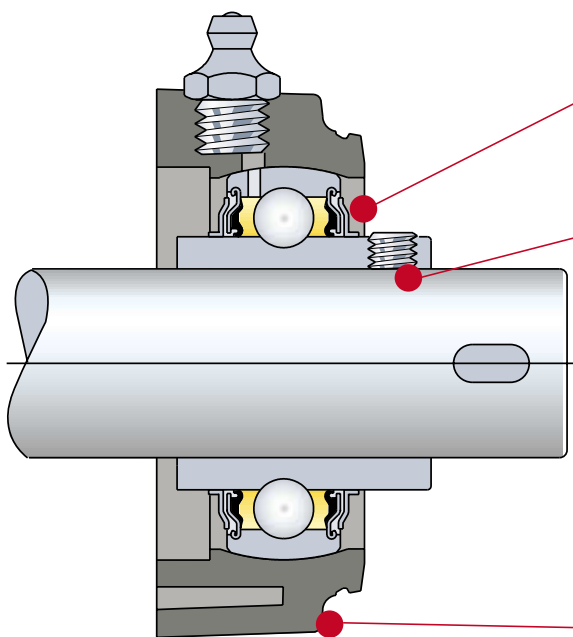


Spare parts / page 63-64

- Closed or open protection cover
- Ball type grease nipple
- Sealing ring (opposite side to protection cover)



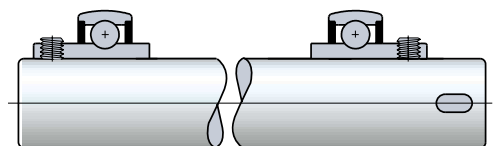
Protection cover
Optional



Moderate protection

The bearings feature Superagriseal unit plus centrifuging ring for guaranteed protection against dust and non corrosive agents. For critical applications use the version with stainless steel AISI 420 bearing

Locking by grub screws



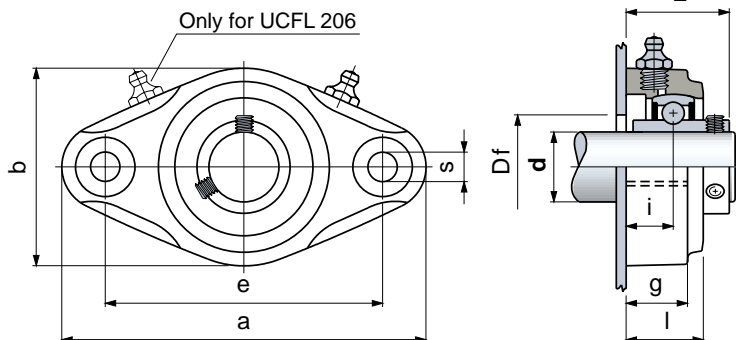
Protection cover

It is supplied as an **optional** accessory. They are available in the closed or open version, they protect the bearing and avoid contact with the rotating shaft (personnel protection). Clip-on design. Can be removed and replaced at will.

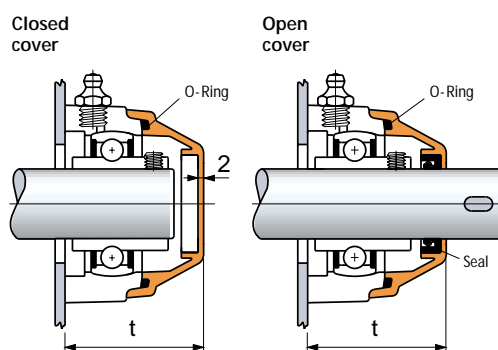
ISO dimensions

The overall dimensions can be interchanged with the corresponding cast iron type bearings

Series UCFL



Protection cover (Optional)



For the codenumbers of the protection covers, O-rings and seals refer to pages 63-64

Shaft dia. d mm	Bearing type	Code	Dimensions in mm								Bore in frame Df min	Bearing	t	Weight Kg	Application characteristics
			Bearing	e	a	b	s	g	i	l					
PA FV polyamide housing / steel bearing															
20	UCFL 204	69056	90	116	62	11	20	15,2	25	33,5	24	YAR2042F	46	0,25	<ul style="list-style-type: none"> • High mechanical and heat resistance • Positive sealing capacity against dust, non corrosive agents
25	UCFL 205	68563	99	130	71	11	22,5	16,8	27,5	36,5	29	YAR2052F	49,5	0,31	
30	UCFL 206	68439	117	148	85	11	26	19	31,5	41,2	34	YAR2062F	55	0,44	
35	UCFL 207	648171	130	162	93	11	26	19,5	32	45	39	YAR2072F	59	0,67	
40	UCFL 208	672451	144	176	102	11	30	21,8	36	52	44	YAR2082F	65,5	0,90	
PA FV polyamide housing / stainless steel AISI 420 bearing															
20	UCFL 204	646542	90	116	62	11	20	15,2	25	33,5	24	YAR2042RF/HV	46	0,25	<ul style="list-style-type: none"> • Positive sealing capacity against humidity, vapours, salty environments, slightly corrosive chemical agents
25	UCFL 205	646552	99	130	71	11	22,5	16,8	27,5	36,5	29	YAR2052RF/HV	49,5	0,31	
30	UCFL 206	646562	117	148	85	11	26	19	31,5	41,2	34	YAR2062RF/HV	55	0,44	
35	UCFL 207	646572	130	162	93	11	26	19,5	32	45	39	YAR2072RF/HV	59	0,67	
40	UCFL 208	646582	144	176	102	11	30	21,8	36	52	44	YAR2082RF/HV	65,5	0,90	

Available upon request and minimum order quantity version with PP FV polypropylene housing and stainless steel AISI 420 bearing.

Packaging : 12 pieces.

YAR 2F - YAR 2RF/HV bearings

Shaft locking by grub screws • Superagrisel units plus centrifuging ring (steel version) • Superagrisel units plus rubberised centrifuging ring (stainless steel version) • Prelubricated with lithium / calcium grease • Can be relubricated • Self aligning within 2.5° max
Dimensions and characteristics at page 66-67.

PA FV polyamide housing

Housing in reinforced polyamide PA FV resin (black)
• Ball type nickel plated brass greasing nipple
• Reinforcing bushings on mounting holes and washers in stainless steel AISI 304

Protection cover

Covers are supplied without seals.
To increase protection it is recommended to use them with O-Ring and seals unit (supplied separately).
• Cover in polypropylene PP (orange)
• Seals in NBR rubber • Different colours on request

Shaft dia. d mm	Bearing type	Bearing load (N)			Bearing unit max. static load (N)		Continuous operating temperature (°C)	
		Load coefficient		Max. axial load ²⁾	Fr ↓ PAFV	Fr → PAFV	in air	in hot water
		dynamic C	static Co				PA FV	PA FV
20	UCFL 204	9800 (8300)	6550 (6550)	1960 (1660)	8500	8500	- 20 a + 90	80 Do not use steam for cleaning
25	UCFL 205	10800 (9150)	7800 (7800)	2160 (1830)	9500	10000		
30	UCFL 206	15000 (12500)	11200 (11200)	3000 (2500)	13000	12500		
35	UCFL 207	19600 (16600)	15300 (15300)	3920 (3320)	13000	11500		
40	UCFL 208	23600 (20000)	19000 (19000)	4720 (4000)	13000	13000		

Bracketed figures refer to stainless steel bearings.

2) = The grub screws blocking method allows a maximum axial load of : 0,20 • C (with non hardened shafts and grub screws tightened with recommended torsion couples).
The radial static loads Fr have been established in laboratory conditions on housings complete with bearings.



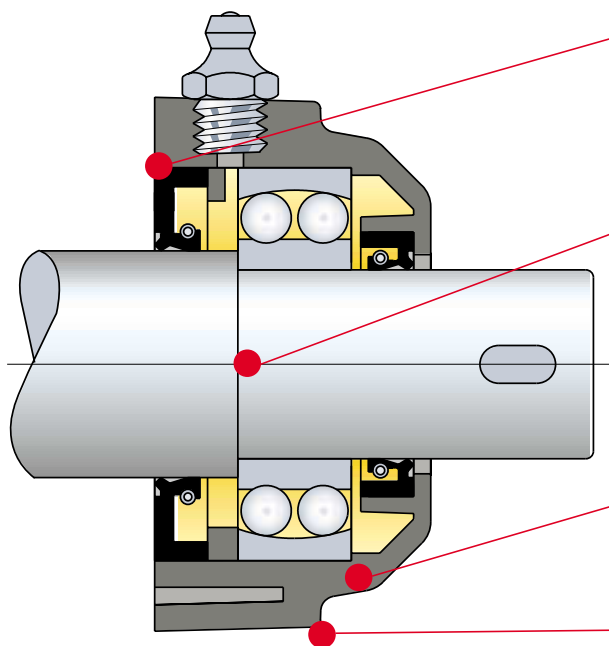
Accessories / page 62

- Quick coupler for remote lubrication
- Grease nipple cover



Spare parts / page 63-64

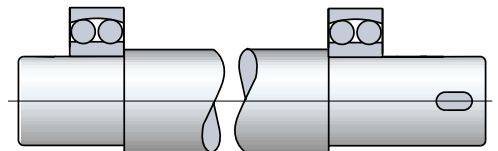
- Ball type grease nipple
- Closed or open protection cover
- Seals for protection cover



Waterproof housing

The waterproof sealing system guarantees protection of the bearing from the external environment

Shaft shoulders locking



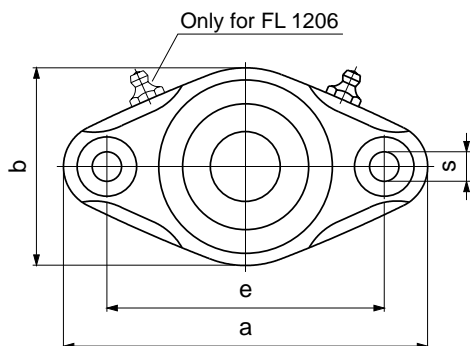
High axial load capacity

The shaft shoulders/flange allow higher axial load

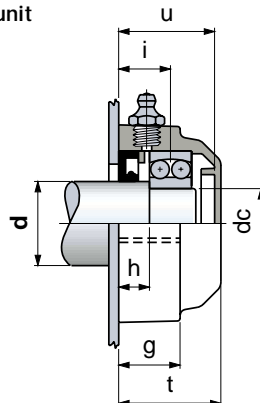
ISO dimensions

The overall dimensions can be interchanged with the corresponding cast iron type bearings

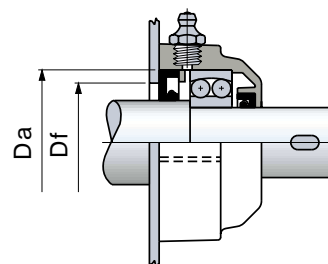
Series FL



Closed unit



Open unit



Shaft dia. d mm	Bearing housing dia. dc mm	Bearing type	Code		Dimensions in mm											Bore in frame ¹⁾ Df			Weight Kg	Application characteristics
			Closed unit	Open unit	e	a	b	s	g	i	h	u	t	Da	max	min	Bearing			
PA FV polyamide housing																				
25	20	FL 1204	68976	68986	90	116	62	11	20	18	11	32,5	35,5	47	45	40	1204	0,25	• High mechanical and heat resistance • Proof to dust, humidity, washouts, steam, average aggressive chemical agents	
30	25	FL 1205	68483	68493	99	130	71	11	22,5	18,5	11	31,5	36,5	52	50	47	1205	0,29		
35	30	FL 1206	68339	68349	117	148	85	11	26	19	11	34	40	62	60	52	1206	0,39		
40	35	FL 1207	648091	648101	130	162	93	11	26	19,5	11	34	40	72	70	60	1207	0,55		
45	40	FL 1208	672371	672381	144	176	102	11	30	25	16	42	45	80	78	65	1208	0,71		
PP FV polypropylene housing **																				
25	20	FL 1204	68996	69006	90	116	62	11	20	18	11	32,5	35,5	47	45	40	1204	0,25	• Proof to highly aggressive chemical agents	
30	25	FL 1205	68503	68513	99	130	71	11	22,5	18,5	11	31,5	36,5	52	50	47	1205	0,29		
35	30	FL 1206	68379	68389	117	148	85	11	26	19	11	34	40	62	60	52	1206	0,39		
40	35	FL 1207	648111	648121	130	162	93	11	26	19,5	11	34	40	72	70	60	1207	0,55		
45	40	FL 1208	672391	672401	144	176	102	11	30	25	16	42	45	80	78	65	1208	0,71		

1) = Dimensions Df max / Df min must be respected to ensure positive retention of the seals and to allow air bleeding during lubrication.

** = Available upon request and minimum order quantity.

Packaging : 12 pieces.

1200 series bearing

- Chrome alloy steel • Self aligning ball bearing
- Supplied without grease • To be prelubricated with lithium / calcium grease during first installation
- Selfaligning within 2°

Dimensions and characteristics at page 67.

PA FV polyamide housing

- Housing in reinforced polyamide PA FV resin (black)
- Seal in NBR rubber • Ball type nickel plated brass greasing nipple • Reinforcing bushings on mounting holes and washers in stainless steel AISI 304

PP FV polypropylene housing

- Housing in reinforced polypropylene PP FV resin (black)
- Seal in Viton rubber • Ball type stainless steel AISI 316 greasing nipple • Reinforcing bushings on mounting holes and washers in stainless steel AISI 316

Shaft dia. d mm	Bearing housing dia. dc mm	Bearing type	Bearing load (N)		Bearing unit max. static load (N)						Continuous operating temperature (°C)				
			Load coefficient	dynamic C	static Co	Fr		Fr		Fa		in air		in hot water	
						PA FV	PP FV	PA FV	PP FV	PA FV	PP FV	PA FV	PP FV	PA FV	PP FV
25	20	FL 1204	12700	3400	8000	6000	10000	7500	11000	5000					
30	25	FL 1205	14300	4000	10000	6000	11000	8000	12000	5000					
35	30	FL 1206	15600	4650	10000	8000	11000	8000	8000	4000	- 20 a + 90	- 20 a + 70	80	100	
40	35	FL 1207	19000	6000	11000	8000	11000	8000	12000	6000					
45	40	FL 1208	19900	6950	11000	8000	12000	8500	15000	11000				Do not use steam for cleaning	

The radial static loads Fr and the axial static loads Fa have been established in laboratory conditions on housings complete with bearings.



Accessories / page 62

- Quick coupler for remote lubrication
- Grease nipple cover



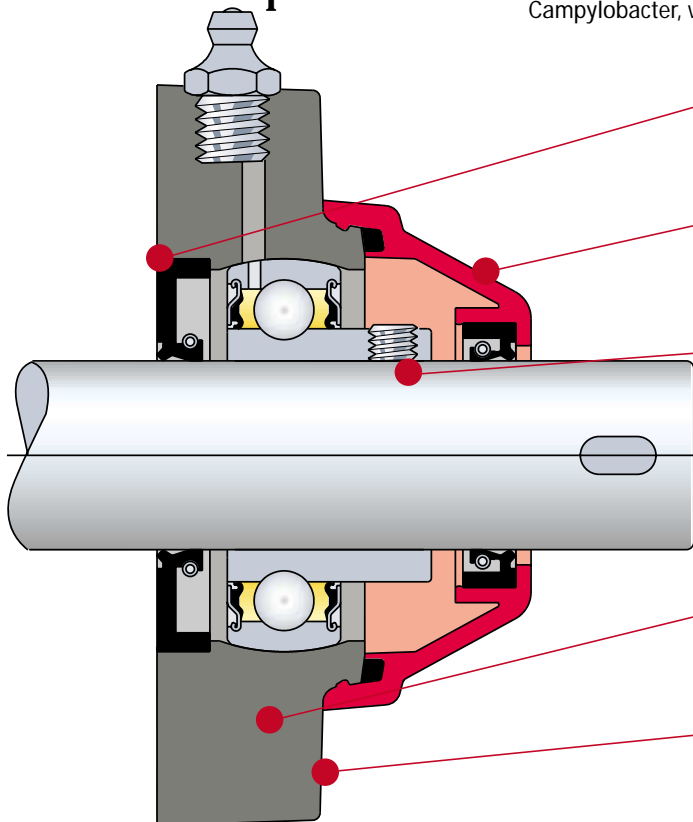
Spare parts / page 63 - 64

- Ball type grease nipple
- Sealing ring (opposite side to protection cover)



 **Microban[®]**
antibacterial protection

- MB bearings Series UCF/CM - SUCF/CM are supplied with Microban[®] antibacterial protection
- By penetrating the cell wall of bacteria Microban[®] inhibits the growth of most common food poisoning bacteria, such as E.coli, Salmonella, Listeria, S-aureus, Campylobacter, which can cause contamination and odour.



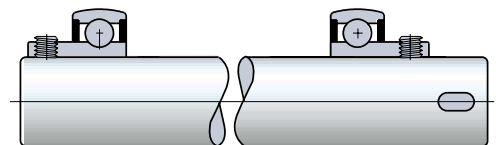
Waterproof housing

The waterproof sealing system guarantees protection of the bearing from the external environment

Inspectable bearing

The clip-on protection cover can be removed for bearing inspection

Locking by grub screws



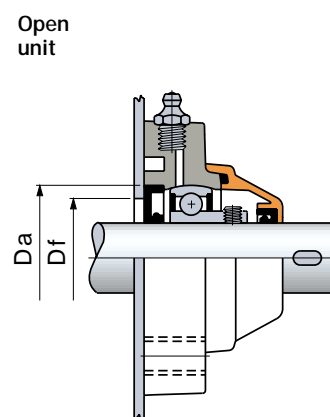
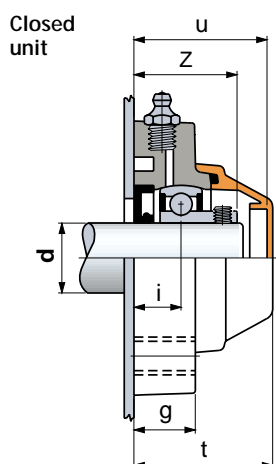
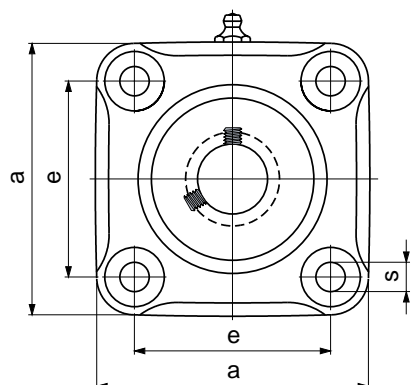
Hygiene

The sealing of the housing guarantees maximum hygiene

ISO dimensions

The overall dimensions can be interchanged with the corresponding cast iron type bearings

Series UCF/CM - SUCF/CM



Shaft dia. d mm	Bearing type	Code		Dimensions in mm										Bore in frame 1)		Weight Kg	Application characteristics	
		Closed unit	Open unit	e	a	s	g	i	z	u	t	Da	Df max	Df min				
PA FV polyamide housing with Microban®																		
25	UCF 205 CM	651172	651272	70	98	11	22,5	16,8	36,3	47,5	49,5	52	50	45	YAT 205 2	0,40	<ul style="list-style-type: none"> • High mechanical and heat resistance • Proof to dust, humidity, washouts, steam, average aggressive chemical agents 	
30	UCF 206 CM	651182	651282	83	110	11	26	20	41	53	55	62	60	50	YAT 206 2	0,56		
35	UCF 207 CM	651192	651292	92	120	11	26	19,5	45	57	59	72	70	55	YAT 207 2	0,72		
40	UCF 208 CM	651202	651302	102	131	11	30	22	47,3	62,5	65,5	80	78	65	YAT 208 2	0,95		
40*	SUCF 208 CM	651212	651312	83	110	11	26	19	48	64	66	80	78	65	YAT 208 2	0,88		
PP FV polypropylene housing with Microban®																		
25	UCF 205 CM	651222	651322	70	98	11	22,5	16,8	36,3	47,5	49,5	52	50	45	YAT 205 2	0,40	<ul style="list-style-type: none"> • Proof to highly aggressive chemical agents 	
30	UCF 206 CM	651232	651332	83	110	11	26	20	41	53	55	62	60	50	YAT 206 2	0,56		
35	UCF 207 CM	651242	651342	92	120	11	26	19,5	45	57	59	72	70	55	YAT 207 2	0,72		
40	UCF 208 CM	651252	651352	102	131	11	30	22	47,3	62,5	65,5	80	78	65	YAT 208 2	0,95		
40*	SUCF 208 CM	651262	651362	83	110	11	26	19	48	64	66	80	78	65	YAT 208 2	0,88		

* = Special version. The distances between fixing holes are the same as for type UCF 206 C (d 30).

1) = Dimensions Df max / Df min must be respected to ensure positive retention of the seals and to allow air bleeding during lubrication.

On request : version in polypropylene PP FV black with Microban® antibacterial protection. Version without Microban®.

Packaging : 12 pieces.

YAT 2 Bearing

Chrome alloy steel • Grub screws shaft locking • Superagriseal unit • Prelubricated with lithium / calcium grease • Can be relubricated • Self aligning within 2° max

Dimensions and characteristics at page 66 - 67.

PA FV polyamide housing

Housing in reinforced polyamide PA FV resin (grey) with Microban® antibacterial protection • Protection cover in polypropylene PP (red) with Microban® antibacterial protection • Seal and O-Ring in NBR rubber • Ball type nickel plated brass greasing nipple • Reinforcing bushings on mounting holes and washers in stainless steel AISI 304

PP FV polypropylene housing

Housing in reinforced polypropylene PP FV resin (white) with Microban® antibacterial protection • Protection cover in polypropylene PP (red) with Microban® antibacterial protection • Seal and O-Ring in Viton rubber • Ball type stainless steel AISI 316 greasing nipple • Reinforcing bushings on mounting holes and washers in stainless steel AISI 316

Shaft dia. d mm	Bearing type	Bearing load (N)			Bearing unit max. static load (N)				Continuous operating temperature (°C)			
		Load coefficient		Max. axial load 2)	Fr ↓		Fr ↓		in air		in hot water	
		dynamic C	static Co		PA FV	PP FV	PA FV	PP FV	PA FV	PP FV	PA FV	PP FV
25	UCF 205 CM	10800	7800	2160	17000	12000	18000	10000	- 20 a + 90	- 20 a + 70	80	100
30	UCF 206 CM	15000	11200	3000	17000	12000	18000	10000				
35	UCF 207 CM	19600	15300	3920	18000	12000	22000	12000				
40	UCF 208 CM	23600	19000	4720	18000	12500	22000	12000				
40	SUCF 208 CM	23600	19000	4720	17000	12000	18000	10000				

2) = The grub screws blocking method allows a maximum axial load of : 0,20 • C (with non hardened shafts and grub screws tightened with recommended torsion couples). The radial static loads Fr have been established in laboratory conditions on housings complete with bearings.



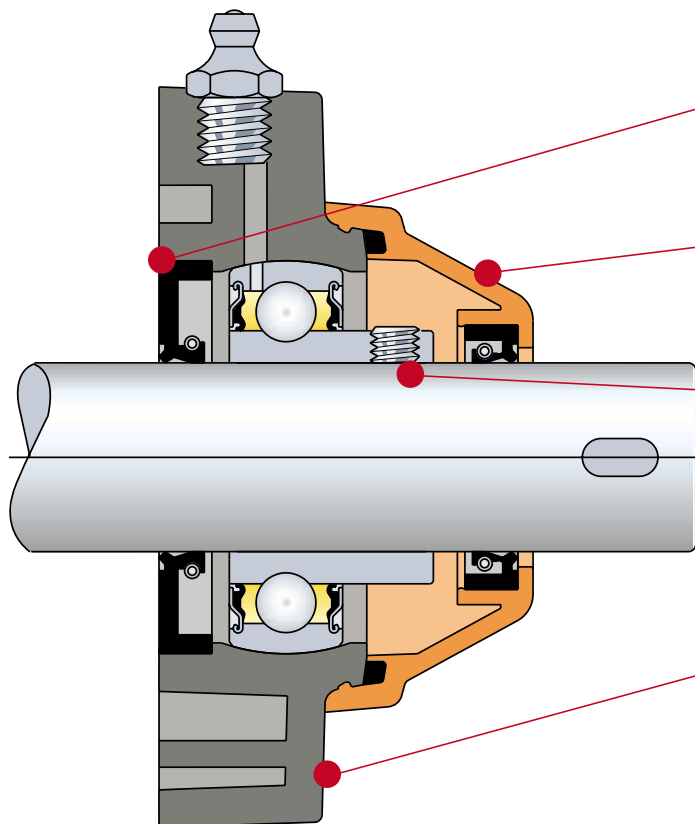
Accessories / page 62

- Quick coupler for remote lubrication
- Grease nipple cover



Spare parts / page 63 - 64

- Closed or open protection cover
- Ball type grease nipple
- Sealing ring (opposite side to protection cover)



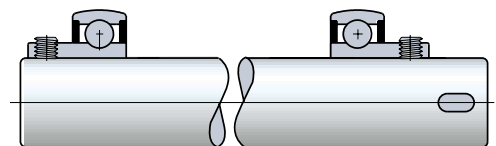
Waterproof housing

The waterproof sealing system guarantees protection of the bearing from the external environment

Inspectable bearing

The clip-on protection cover can be removed for bearing inspection

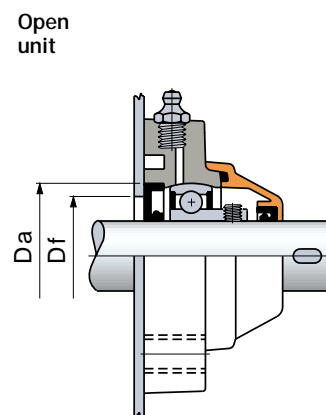
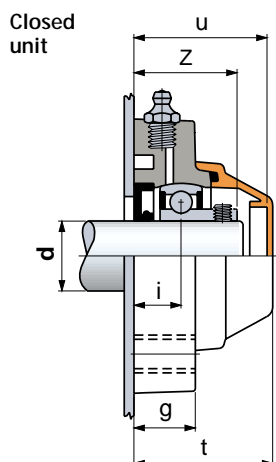
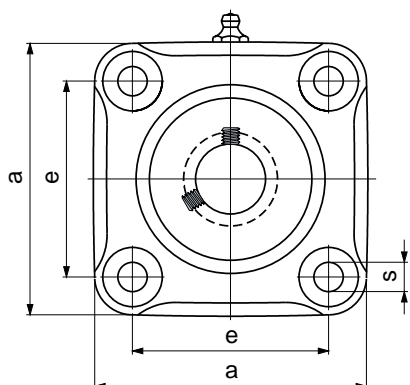
Locking by grub screws



ISO dimensions

The overall dimensions can be interchanged with the corresponding cast iron type bearings

Series UCF/C - SUCF/C



Shaft dia. d mm	Bearing type	Code		Dimensions in mm										Bore in frame ¹⁾		Weight Kg	Application characteristics		
		Closed unit	Open unit	e	a	s	g	i	z	u	t	Da	Df max	Df min	Bearing				
PA FV polyamide housing																			
25	UCF 205 C	64573	64623	70	98	11	22,5	16,8	36,3	47,5	49,5	52	50	45	YAT 205 2	0,40	<ul style="list-style-type: none"> • High mechanical and heat resistance • Proof to dust, humidity, washouts, steam, average aggressive chemical agents 		
30	UCF 206 C	63112	63172	83	110	11	26	20	41	53	55	62	60	50	YAT 206 2	0,56			
35	UCF 207 C	64018	64028	92	120	11	26	19,5	45	57	59	72	70	55	YAT 207 2	0,72			
40	UCF 208 C	68916	68926	102	131	11	30	22	47,3	62,5	65,5	80	78	65	YAT 208 2	0,95			
40*	SUCF 208 C	61819	61829	83	110	11	26	19	48	64	66	80	78	65	YAT 208 2	0,88			
PP FV polypropylene housing**																			
25	UCF 205 C	64603	64653	70	98	11	22,5	16,8	36,3	47,5	49,5	52	50	45	YAT 205 2	0,40	<ul style="list-style-type: none"> • Proof to highly aggressive chemical agents 		
30	UCF 206 C	63142	63202	83	110	11	26	20	41	53	55	62	60	50	YAT 206 2	0,56			
35	UCF 207 C	64038	64048	92	120	11	26	19,5	45	57	59	72	70	55	YAT 207 2	0,72			
40	UCF 208 C	68936	68946	102	131	11	30	22	47,3	62,5	65,5	80	78	65	YAT 208 2	0,95			
40*	SUCF 208 C	61839	61849	83	110	11	26	19	48	64	66	80	78	65	YAT 208 2	0,88			

* = Special version. The distances between fixing holes are the same as for type UCF 206 C (d 30).

** = Available upon request and minimum order quantity.

1) = Dimensions Df max / Df min must be respected to ensure positive retention of the seals and to allow air bleeding during lubrication.

Packaging : 12 pieces.

YAT 2 Bearing

Chrome alloy steel • Grub screws shaft locking
 • Superagriseal unit • Prelubricated with lithium / calcium grease • Can be relubricated • Self aligning within 2° max

Dimensions and characteristics at page 66 - 67.

PA FV polyamide housing

Housing in reinforced polyamide PA FV resin (black)
 • Protection cover in polypropylene PP (orange) • Seal and O-Ring in NBR rubber • Ball type nickel plated brass greasing nipple • Reinforcing bushings on mounting holes and washers in stainless steel AISI 304

PP FV polypropylene housing

Housing in reinforced polypropylene PP FV resin (black)
 • Protection cover in polypropylene PP (orange) • Seal and O-Ring in Viton rubber • Ball type stainless steel AISI 316 greasing nipple • Reinforcing bushings on mounting holes and washers in stainless steel AISI 316


Shaft dia. d mm	Bearing type	Bearing load (N)			Bearing unit max. static load (N)				Continuous operating temperature (°C)			
		Load coefficient		Max. axial load ²⁾	Fr ↓		Fr ↓		in air		in hot water	
		dynamic C	static Co		PA FV	PP FV	PA FV	PP FV	PA FV	PP FV	PA FV	PP FV
25	UCF 205 C	10800	7800	2160	17000	12000	18000	10000				
30	UCF 206 C	15000	11200	3000	17000	12000	18000	10000				
35	UCF 207 C	19600	15300	3920	18000	12000	22000	12000	- 20 a + 90	- 20 a + 70	80	100
40	UCF 208 C	23600	19000	4720	18000	12500	22000	12000				
40	SUCF 208 C	23600	19000	4720	17000	12000	18000	10000				Do not use steam for cleaning

2) = The grub screws blocking method allows a maximum axial load of : 0,20 • C (with non hardened shafts and grub screws tightened with recommended torsion couples). The radial static loads Fr have been established in laboratory conditions on housings complete with bearings.




Accessories / page 62

- Quick coupler for remote lubrication
- Grease nipple cover



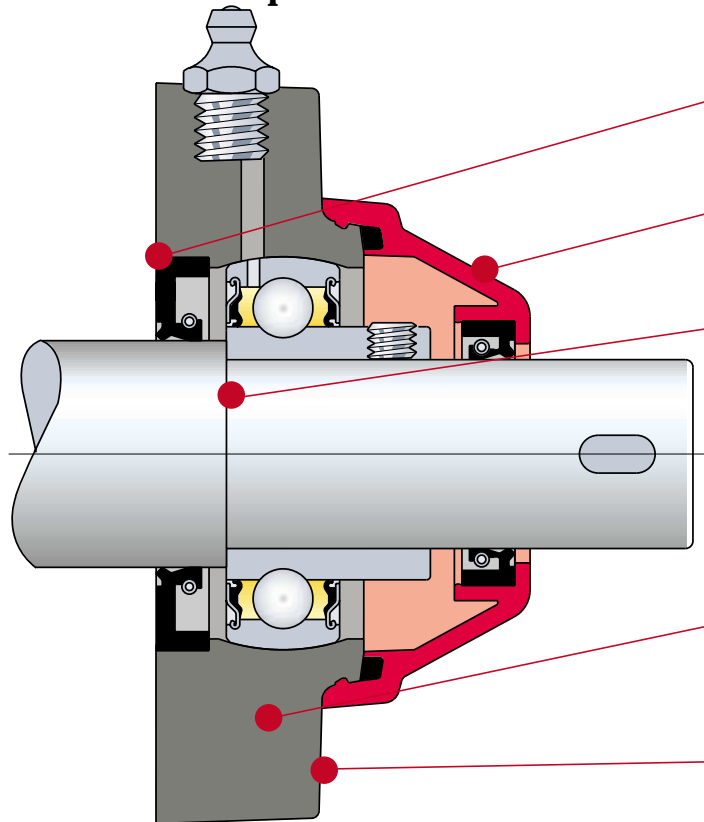
Spare parts / page 63 - 64

- Closed or open protection cover
- Ball type grease nipple
- Sealing ring (opposite side to protection cover)



 **Microban[®]**
antibacterial protection

- MB bearings Series UCF/CSM are supplied with Microban[®] antibacterial protection
- By penetrating the cell wall of bacteria Microban[®] inhibits the growth of most common food poisoning bacteria, such as E.coli, Salmonella, Listeria, S-aureus, Campylobacter, which can cause contamination and odour.



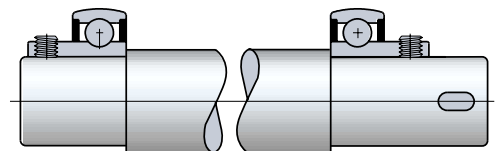
Waterproof housing

The waterproof sealing system guarantees protection of the bearing from the external environment

Inspectable bearing

The clip-on protection cover can be removed for bearing inspection

Shaft shoulders locking



Same maximum axial load as version with locking by grub screws

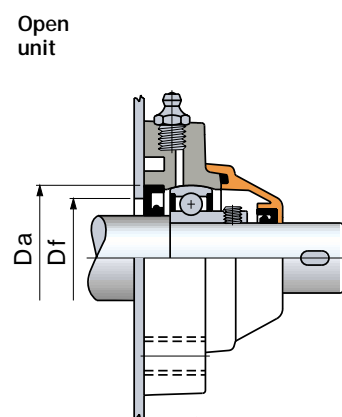
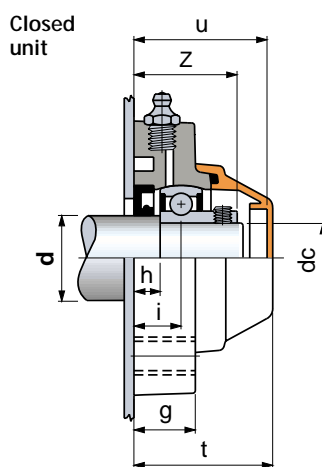
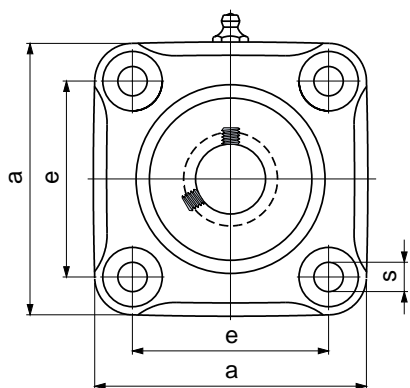
Hygiene

The sealing of the housing guarantees maximum hygiene

ISO dimensions

The overall dimensions can be interchanged with the corresponding cast iron type bearings

Series UCF/CSM



Shaft dia. d mm	Bearing housing dia. dc mm	Bearing type	Code		Dimensions in mm										Bore in frame ¹⁾ Df		Weight Kg	Application characteristics		
			Closed unit	Open unit	e	a	s	g	h	i	z	u	t	Da max	min					
PA FV polyamide housing with Microban®																				
30	25	UCF 205 CSM	651652	651692	70	98	11	22,5	9,1	16,8	36,3	47,5	49,5	52	50	45	YAT 205	2	0,40	<ul style="list-style-type: none"> • High mechanical and heat resistance • Proof to dust, humidity, washouts, steam, average aggressive chemical agents
35	30	UCF 206 CSM	651662	651702	83	110	11	26	10,8	20	41	53	55	62	60	50	YAT 206	2	0,56	
40	35	UCF 207 CSM	651672	651712	92	120	11	26	9,8	19,5	45	57	59	72	70	55	YAT 207	2	0,72	
45	40	UCF 208 CSM	651682	651722	102	131	11	30	11,3	22	47,3	62,5	65,5	80	78	65	YAT 208	2	0,95	

1) = Dimensions Df max / Df min must be respected to ensure positive retention of the seals and to allow air bleeding during lubrication.

Packaging : 12 pieces.

YAT 2 Bearing

Chrome alloy steel • Grub screws shaft locking
 • Supergriseal unit • Prelubricated with lithium / calcium grease • Can be relubricated • Self aligning within 2° max
 Dimensions and characteristics at page 66 - 67.

PA FV polyamide housing

Housing in reinforced polyamide PA FV resin (grey) with **Microban®** antibacterial protection • Protection cover in polypropylene PP (red) with **Microban®** antibacterial protection • Seal and O-Ring in NBR rubber • Ball type nickel plated brass greasing nipple • Reinforcing bushings on mounting holes and washers in stainless steel AISI 304

Shaft dia. d mm	Bearing housing dia. dc mm	Bearing type	Bearing load (N)			Bearing unit max. static load (N)		Continuous operating temperature (°C)			
			Load coefficient		Fr ↓ PA FV	Fr ↓ PA FV	in air		in hot water		
			dynamic C	static Co			PA FV		PA FV		
30	25	UCF 205 CSM	10800	7800	2160	17000	18000	- 20 a + 90		80	
35	30	UCF 206 CSM	15000	11200	3000	17000	18000				
40	35	UCF 207 CSM	19600	15300	3920	18000	22000				
45	40	UCF 208 CSM	23600	19000	4720	18000	22000			Do not use steam for cleaning	

The radial static loads Fr have been established in laboratory conditions on housings complete with bearings.



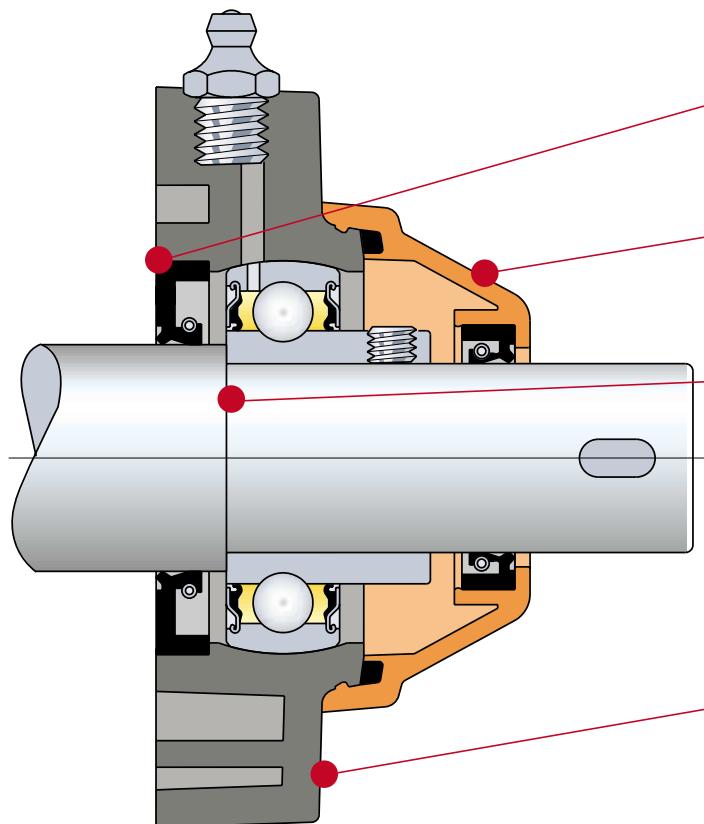
Accessories / page 62

- Quick coupler for remote lubrication
- Grease nipple cover



Spare parts / page 63 - 64

- Closed or open protection cover
- Ball type grease nipple
- Sealing ring (opposite side to protection cover)



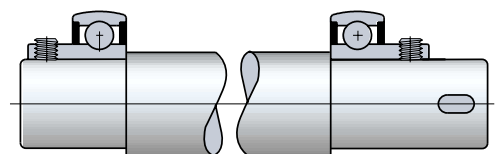
Waterproof housing

The waterproof sealing system guarantees protection of the bearing from the external environment

Inspectable bearing

The clip-on protection cover can be removed for bearing inspection

Shaft shoulders locking

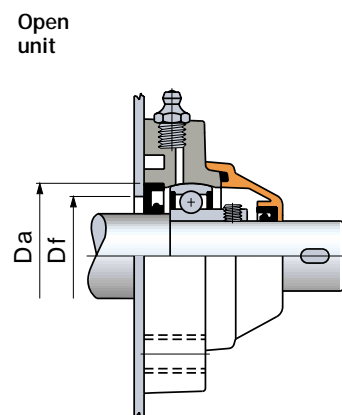
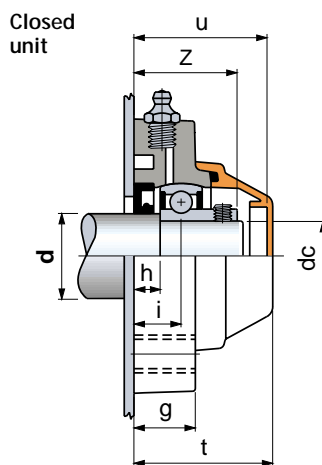
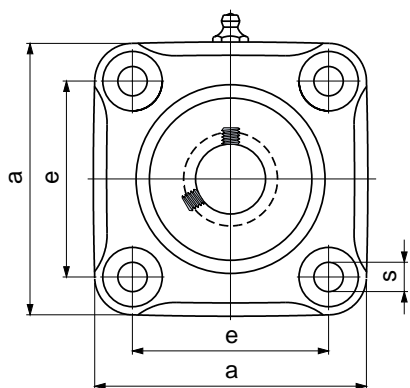


Same maximum axial load as version with locking by grub screws

ISO dimensions

The overall dimensions can be interchanged with the corresponding cast iron type bearings

Series UCF/CS



Shaft dia. d mm	Bearing housing dia. dc mm	Bearing type	Code		Dimensions in mm											Bore in frame ¹⁾ Df		Weight Kg	Application characteristics
			Closed unit	Open unit	e	a	s	g	h	i	z	u	t	Da	max	min	Bearing		
PA FV polyamide housing																			
30	25	UCF 205 CS	639192	641192	70	98	11	22,5	9,1	16,8	36,3	47,5	49,5	52	50	45	YAT 205 2	0,40	<ul style="list-style-type: none"> • High mechanical and heat resistance • Proof to dust, humidity, washouts, steam, average aggressive chemical agents
35	30	UCF 206 CS	639182	641202	83	110	11	26	10,8	20	41	53	55	62	60	50	YAT 206 2	0,56	
40	35	UCF 207 CS	625472	641212	92	120	11	26	9,8	19,5	45	57	59	72	70	55	YAT 207 2	0,72	
45	40	UCF 208 CS	639122	641222	102	131	11	30	11,3	22	47,3	62,5	65,5	80	78	65	YAT 208 2	0,95	

1) = Dimensions Df max / Df min must be respected to ensure positive retention of the seals and to allow air bleeding during lubrication.

Packaging : 12 pieces.

YAT 2 Bearing

Chrome alloy steel • Grub screws shaft locking
 • Superagrisse unit • Prelubricated with lithium / calcium grease • Can be relubricated • Self aligning within 2° max

Dimensions and characteristics at page 66 - 67.

PA FV polyamide housing

Housing in reinforced polyamide PA FV resin (black)
 • Protection cover in polypropylene PP (orange) • Seal and O-Ring in NBR rubber • Ball type nickel plated brass greasing nipple • Reinforcing bushings on mounting holes and washers in stainless steel AISI 304


Shaft dia. d mm	Bearing housing dia. dc mm	Bearing type	Bearing load (N)			Bearing unit max. static load (N)		Continuous operating temperature (°C)	
			Load coefficient		Fr PA FV	Fr PA FV	in air	in hot water	
			dynamic C	static Co			Max. axial load	PA FV	PA FV
30	25	UCF 205 CS	10800	7800	2160	17000	18000	- 20 a + 90	80
35	30	UCF 206 CS	15000	11200	3000	17000	18000		
40	35	UCF 207 CS	19600	15300	3920	18000	22000		
45	40	UCF 208 CS	23600	19000	4720	18000	22000		Do not use steam for cleaning

The radial static loads Fr have been established in laboratory conditions on housings complete with bearings.




Accessories / page 62

- Quick coupler for remote lubrication
- Grease nipple cover



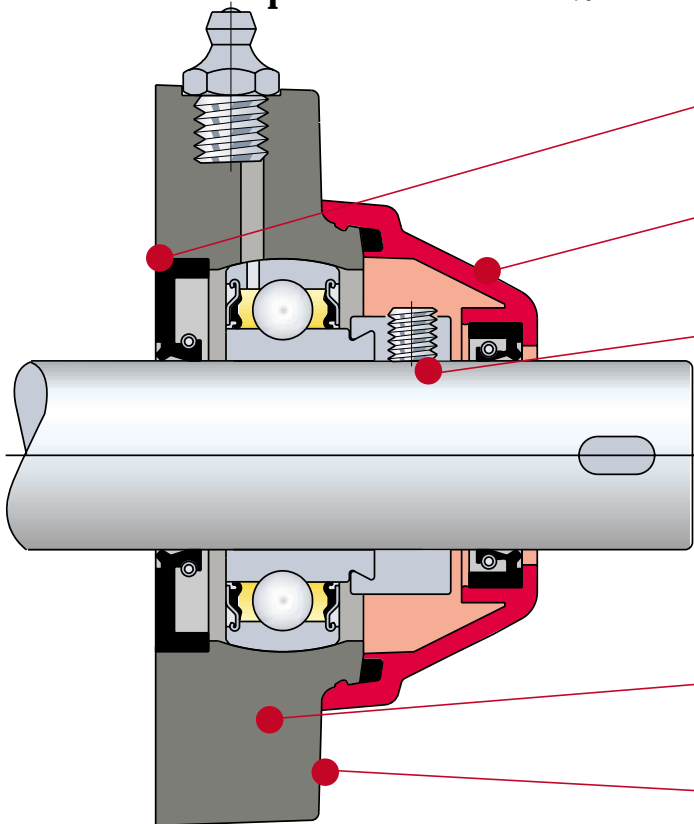
Spare parts / page 63 - 64

- Closed or open protection cover
- Ball type grease nipple
- Sealing ring (opposite side to protection cover)



Microban[®]
antibacterial protection

- MB bearings Series HCF/CM - SHCF/CM are supplied with Microban[®] antibacterial protection
- By penetrating the cell wall of bacteria Microban[®] inhibits the growth of most common food poisoning bacteria, such as E.coli, Salmonella, Listeria, S-aureus, Campylobacter, which can cause contamination and odour.



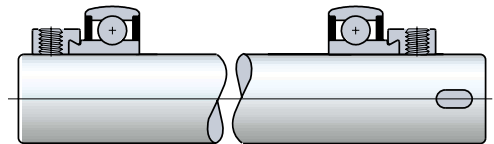
Waterproof housing

The waterproof sealing system guarantees protection of the bearing from the external environment

Inspectable bearing

The clip-on protection cover can be removed for bearing inspection

Eccentric collar shaft locking



The bearing features a self aligning bearing locked into position by an eccentric collar. Improved resistance to vibrations. Single directional travel (cannot reverse rotation)

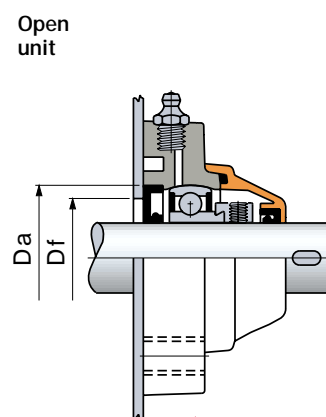
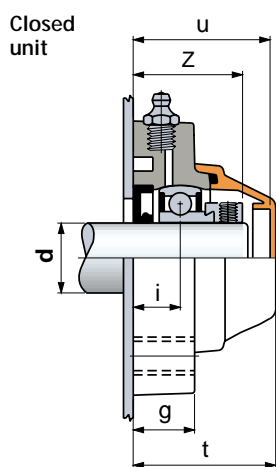
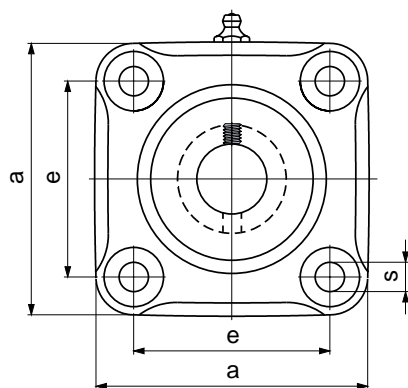
Hygiene

The sealing of the housing guarantees maximum hygiene

ISO dimensions

The overall dimensions can be interchanged with the corresponding cast iron type bearings

Series HCF/CM - SHCF/CM



Shaft dia. d mm	Bearing type	Code		Dimensions in mm									Bore in frame 1)		Weight Kg	Application characteristics	
		Closed unit	Open unit	e	a	s	g	i	z	u	t	Da	Df max	Df min			Bearing
PA FV polyamide housing with Microban®																	
30	HCF 206 CM	651372	651412	83	110	11	26	19	45,7	53	55	62	60	50	YET 206 2	0,56	<ul style="list-style-type: none"> • High mechanical and heat resistance • Proof to dust, humidity, washouts, steam, average aggressive chemical agents
40*	SHCF 208 CM	651382	651422	83	110	11	26	19	51,7	64	66	80	78	65	YET 208 2	0,95	
PP FV polypropylene housing with Microban®																	
30	HCF 206 CM	651392	651432	83	110	11	26	19	45,7	53	55	62	60	50	YET 206 2	0,56	<ul style="list-style-type: none"> • Proof to highly aggressive chemical agents
40*	SHCF 208 CM	651402	651442	83	110	11	26	19	51,7	64	66	80	78	65	YET 208 2	0,95	

* = Special version. The distances between fixing holes are the same as for type HCF 206 C (d 30).

1) = Dimensions Df max / Df min must be respected to ensure positive retention of the seals and to allow air bleeding during lubrication.

On request : version in polypropylene PP FV black with Microban® antibacterial protection. Version without Microban®.

Packaging : 12 pieces.

YET 2 Bearing

Chrome alloy steel • Eccentric collar shaft locking • Superagrisel unit • Prelubricated with lithium / calcium grease • Can be relubricated • Self aligning within 2° max

Dimensions and characteristics at page 66-67.

PA FV polyamide housing

Housing in reinforced polyamide PA FV resin (grey) with Microban® antibacterial protection • Protection cover in polypropylene PP (red) with Microban® antibacterial protection • Seal and O-Ring in NBR rubber • Ball type nickel plated brass greasing nipple • Reinforcing bushings on mounting holes and washers in stainless steel AISI 304

PP FV polypropylene housing

Housing in reinforced polypropylene PP FV resin (white) with Microban® antibacterial protection • Protection cover in polypropylene PP (red) with Microban® antibacterial protection • Seal and O-Ring in Viton rubber • Ball type stainless steel AISI 316 greasing nipple • Reinforcing bushings on mounting holes and washers in stainless steel AISI 316

Shaft dia. d mm	Bearing type	Bearing load (N)			Bearing unit max. static load (N)				Continuous operating temperature (°C)			
		Load coefficient		Max. axial load 2)	Fr ↓		Fr ↓		in air		in hot water	
		dynamic C	static Co		PAFV	PPFV	PAFV	PPFV	PAFV	PPFV	PAFV	PPFV
30	HCF 206 CM	15000	11200	3000	17000	12000	18000	10000	- 20 a + 90	- 20 a + 70	80	100
40	SHCF 208 CM	23600	19000	4720	17000	12000	18000	10000	Do not use steam for cleaning			

2) = The grub screws blocking method allows a maximum axial load of : 0,20 • C (with non hardened shafts and grub screws tightened with recommended torsion couples). The radial static loads Fr have been established in laboratory conditions on housings complete with bearings.



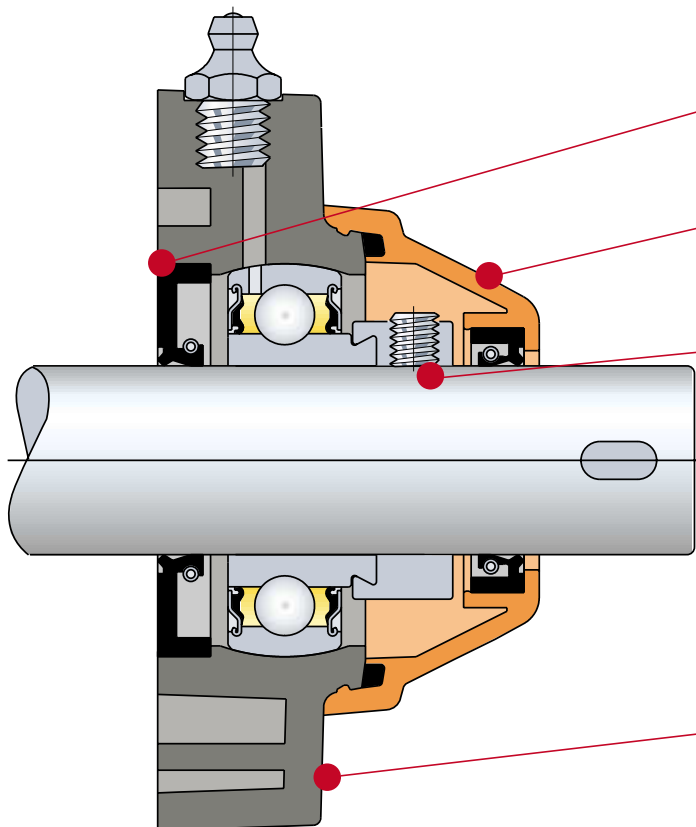
Accessories / page 62

- Quick coupler for remote lubrication
- Grease nipple cover



Spare parts / page 63-64

- Closed or open protection cover
- Ball type grease nipple
- Sealing ring (opposite side to protection cover)



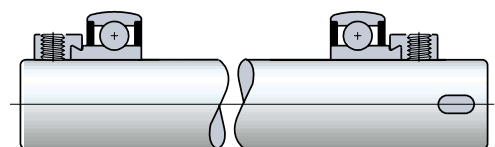
Waterproof housing

The waterproof sealing system guarantees protection of the bearing from the external environment

Inspectable bearing

The clip-on protection cover can be removed for bearing inspection

Eccentric collar shaft locking

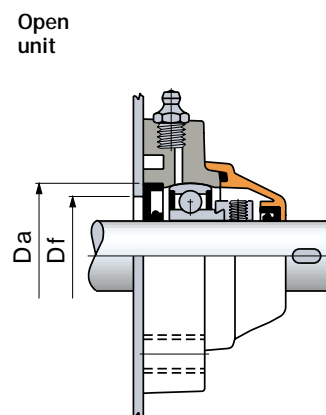
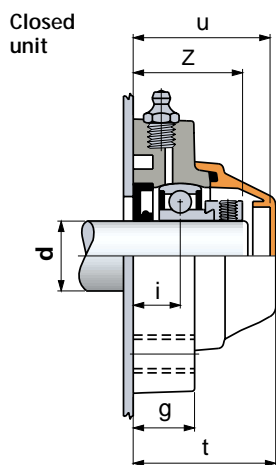
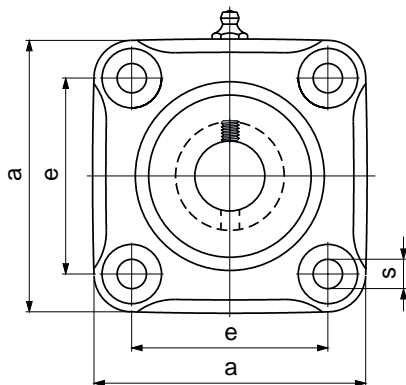


The bearing features a self-aligning bearing locked into position by an eccentric collar. Improved resistance to vibrations. Single directional travel (cannot reverse rotation)

ISO dimensions

The overall dimensions can be interchanged with the corresponding cast iron type bearings

Series HCF/C - SHCF/C



Shaft dia. d mm	Bearing type	Code		Dimensions in mm										Bore in frame ¹⁾ Df		Weight Kg	Application characteristics	
		Closed unit	Open unit	e	a	s	g	i	z	u	t	Da	max	min	Bearing			
PA FV polyamide housing																		
30	HCF 206 C	621501	621481	83	110	11	26	19	45,7	53	55	62	60	50	YET 206 2	0,56	<ul style="list-style-type: none"> • High mechanical and heat resistance • Proof to dust, humidity, washouts, steam, average aggressive chemical agents 	
40*	SHCF 208 C	62439	62449	83	110	11	26	19	51,7	64	66	80	78	65	YET 208 2	0,95		
PP FV polypropylene housing**																		
30	HCF 206 C	621511	621491	83	110	11	26	19	45,7	53	55	62	60	50	YET 206 2	0,56	<ul style="list-style-type: none"> • Proof to highly aggressive chemical agents 	
40*	SHCF 208 C	62459	62469	83	110	11	26	19	51,7	64	66	80	78	65	YET 208 2	0,95		

* = Special version. The distances between fixing holes are the same as for type HCF 206 C (d 30).

** = Available upon request and minimum order quantity.

1) = Dimensions Df max / Df min must be respected to ensure positive retention of the seals and to allow air bleeding during lubrication.

Packaging : 12 pieces.

YET 2 Bearing

Chrome alloy steel • Eccentric collar shaft locking • Superagrisel unit • Prelubricated with lithium / calcium grease • Can be relubricated • Self aligning within 2° max

Dimensions and characteristics at page 66-67.

PA FV polyamide housing

Housing in reinforced polyamide PA FV resin (black) • Protection cover in polypropylene PP (orange) • Seal and O-Ring in NBR rubber • Ball type nickel plated brass greasing nipple • Reinforcing bushings on mounting holes and washers in stainless steel AISI 304

PP FV polypropylene housing

Housing in reinforced polypropylene PP FV resin (black) • Protection cover in polypropylene PP (orange) • Seal and O-Ring in Viton rubber • Ball type stainless steel AISI 316 greasing nipple • Reinforcing bushings on mounting holes and washers in stainless steel AISI 316

Shaft dia. d mm	Bearing type	Bearing load (N)			Bearing unit max. static load (N)				Continuous operating temperature (°C)			
		Load coefficient		Max. axial load ²⁾	Fr ↓		Fr ↓		in air		in hot water	
		dynamic C	static Co		PA FV	PP FV	PA FV	PP FV	PA FV	PP FV	PA FV	PP FV
30	HCF 206 C	15000	11200	3000	17000	12000	18000	10000	- 20 a + 90	- 20 a + 70	80	100
40	SHCF 208 C	23600	19000	4720	17000	12000	18000	10000	Do not use steam for cleaning			


2) = The grub screws blocking method allows a maximum axial load of : 0,20 • C (with non hardened shafts and grub screws tightened with recommended torsion couples).

The radial static loads Fr have been established in laboratory conditions on housings complete with bearings.



Accessories / page 62

- Quick coupler for remote lubrication
- Grease nipple cover

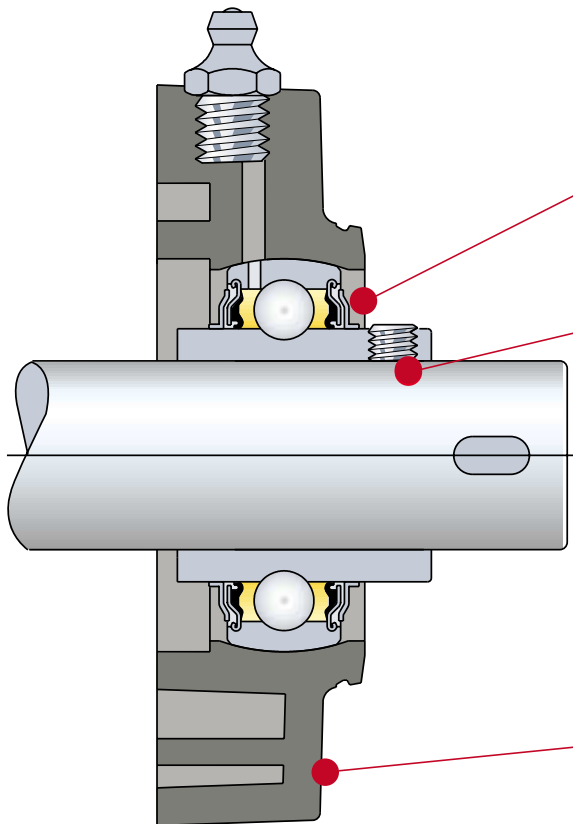


Spare parts / page 63-64

- Closed or open protection cover
- Ball type grease nipple
- Sealing ring (opposite side to protection cover)



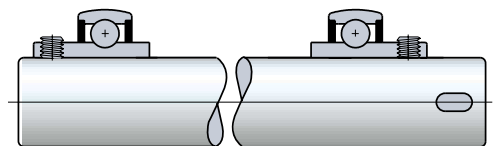
Protection cover
Optional



Moderate protection

The bearings feature Superagriseal unit plus centrifuging ring for guaranteed protection against dust and non corrosive agents. For critical applications use the version with stainless steel AISI 420 bearing

Locking by grub screws



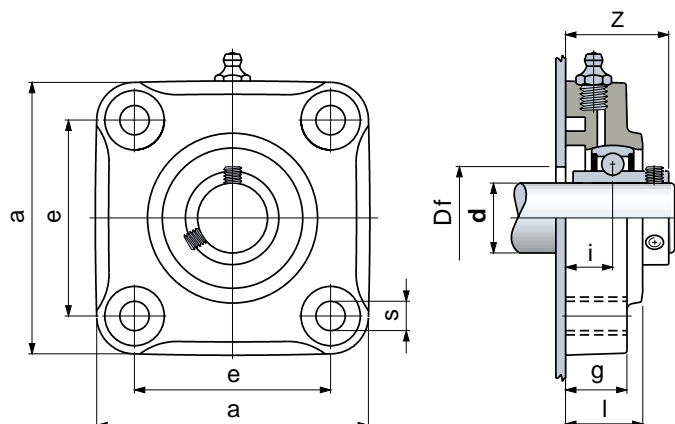
Protection cover

It is supplied as an **optional** accessory. They are available in the closed or open version, they protect the bearing and avoid contact with the rotating shaft (personnel protection). Clip-on design. Can be removed and replaced at will.

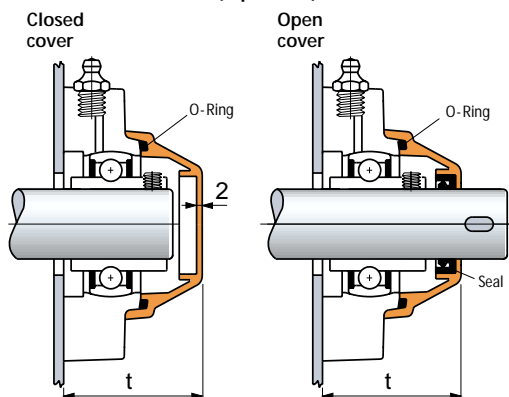
ISO dimensions

The overall dimensions can be interchanged with the corresponding cast iron type bearings

Series UCF - SUCF



Protection cover (Optional)



For the codenumbers of the protection covers, O-rings and seals refer to pages 63-64

Shaft dia. d mm	Bearing type	Code		Dimensions in mm							Bore in frame Df min	Bearing	t	Weight Kg	Application characteristics	
		Bearing		e	a	s	g	i	l	z						
PA FV polyamide housing / steel bearing																
25	UCF 205	64533		70	98	11	22,5	16,8	27,5	36,5	29	YAR 205 2F	49,5	0,44	<ul style="list-style-type: none"> • High mechanical and heat resistance • Positive sealing capacity against dust, non corrosive agents 	
30	UCF 206	60722		83	110	11	26	20	31,5	42,2	34	YAR 206 2F	55	0,57		
35	UCF 207	64058		92	120	11	26	19,5	32	45	39	YAR 207 2F	59	0,60		
35*	SUCF 207	68465		83	110	11	26	15,5	31,5	40,9	50	YAR 207 2F	55	-		
40	UCF 208	68956		102	131	11	30	22	36	52,2	44	YAR 208 2F	65,5	0,95		
40*	SUCF 208	61719		83	110	11	26	19	36	52,2	55	YAR 208 2F	66	0,68		
PA FV polyamide housing / stainless steel AISI 420 bearing																
25	UCF 205	699301		70	98	11	22,5	16,8	27,5	36,5	29	YAR 205 2RF/HV	49,5	0,44	<ul style="list-style-type: none"> • Positive sealing capacity against humidity, vapours, salty environments, slightly corrosive chemical agents 	
30	UCF 206	699361		83	110	11	26	20	31,5	42,2	34	YAR 206 2RF/HV	55	0,57		
35	UCF 207	604632		92	120	11	26	19,5	32	45	39	YAR 207 2RF/HV	59	0,60		
35*	SUCF 207	646622		83	110	11	26	15,5	31,5	40,9	50	YAR 207 2RF/HV	55	-		
40	UCF 208	699391		102	131	11	30	22	36	52,2	44	YAR 208 2RF/HV	65,5	0,95		
40*	SUCF 208	604642		83	110	11	26	19	36	52,2	55	YAR 208 2RF/HV	66	0,68		

* = Special version. The distances between fixing holes are the same as for type UCF 206 (d 30).

Available upon request and minimum order quantity version with PP FV polypropylene housing and stainless steel AISI 420 bearing.

Packaging : 12 pieces.

YAR 2F - YAR 2RF/HV bearings

Shaft locking by grub screws • Superagriséal units plus centrifuging ring (steel version) • Superagriséal units plus rubberised centrifuging ring (stainless steel version) • Prelubricated with lithium / calcium grease • Can be relubricated • Self aligning within 2.5° max
Dimensions and characteristics at page 66-67.

PA FV polyamide housing

Housing in reinforced polyamide PA FV resin (black)
• Chrome alloy steel bearing • Ball type nickel plated brass greasing nipple • Reinforcing bushings on mounting holes and washers in stainless steel AISI 304

Protection cover

Covers are supplied without seals. To increase protection it is recommended to use them with O-Ring and seals unit (supplied separately).

- Cover in polypropylene PP (orange)
- Seals in NBR
- Different colours on request

Shaft dia. d mm	Bearing type	Bearing load (N)			Bearing unit max. static load (N)		Continuous operating temperature (°C)	
		Load coefficient		Max. axial load	Fr ↓ PA FV	Fr ↓ PA FV	in air	in hot water
		dynamic C	static Co				PA FV	PA FV
25	UCF 205	10800 (9150)	7800 (7800)	2160 (1830)	17000	18000	- 20 a + 90	80
30	UCF 206	15000 (12500)	11200 (11200)	3000 (2500)	17000	18000		
35	UCF 207	19600 (16600)	15300 (15300)	3920 (3320)	18000	22000		
35	SUCF 207	19600 (16600)	15300 (15300)	3920 (3320)	18000	22000	Do not use steam for cleaning	
40	UCF 208	23600 (20000)	19000 (19000)	4720 (4000)				
40	SUCF 208	23600 (20000)	19000 (19000)	4720 (4000)				

Bracketed figures refer to stainless steel bearings.

2) = The grub screws blocking method allows a maximum axial load of: 0,20 • C (with non hardened shafts and grub screws tightened with recommended torsion couples).

The radial static loads Fr have been established in laboratory conditions on housings complete with bearings.



Accessories / page 62

- Quick coupler for remote lubrication
- Grease nipple cover

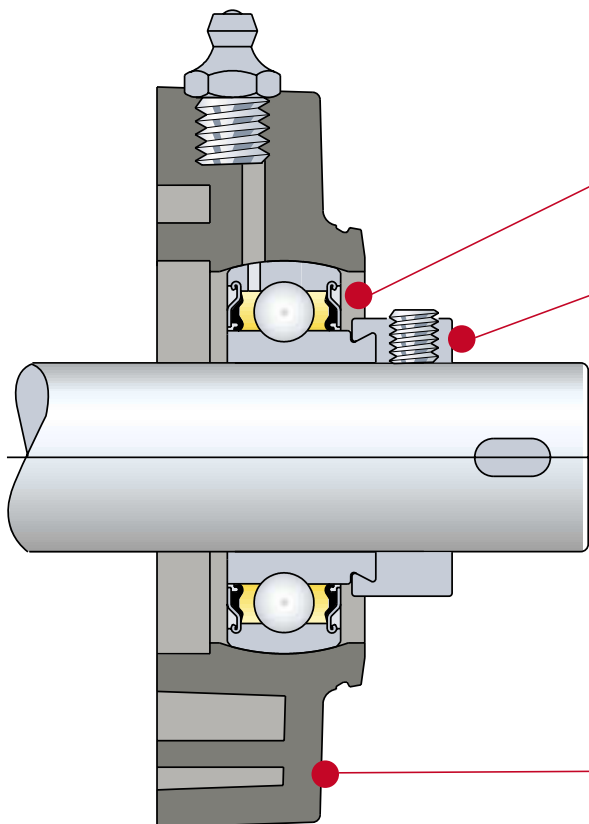


Spare parts / page 63 - 64

- Ball type grease nipple
- Closed or open protection cover
- Seals for protection cover



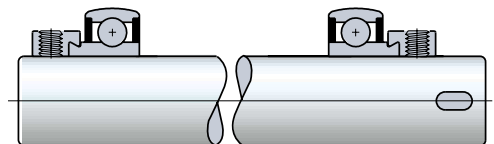
Protection cover
Optional



Moderate protection

The bearings feature Superagriséal unit plus centrifuging ring for guaranteed protection against dust and non corrosive agents.

Eccentric collar shaft locking



The bearing features a self aligning bearing locked into position by an eccentric collar. Improved resistance to vibrations. Single directional travel (cannot reverse rotation)

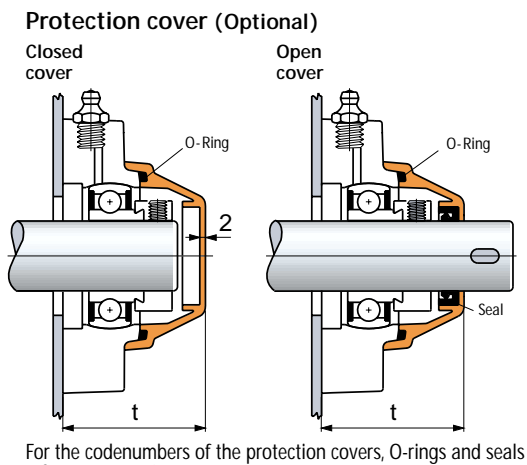
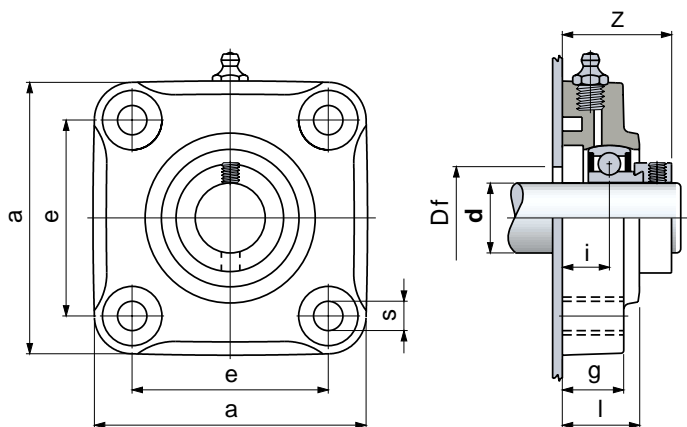
Protection cover

It is supplied as an **optional accessory**. They are available in the closed or open version, they protect the bearing and avoid contact with the rotating shaft (personnel protection). Clip-on design. Can be removed and replaced at will.

ISO dimensions

The overall dimensions can be interchanged with the corresponding cast iron type bearings

Series HCF - SHCF



For the codenumbers of the protection covers, O-rings and seals refer to pages 63-64

Shaft dia. d mm	Bearing type	Code		Dimensions in mm							Bore in frame Df min	Bearing	t	Weight Kg	Application characteristics	
		Bearing	Bearing	e	a	s	g	i	l	z						
PA FV polyamide housing																
30	HCF 206	62329		83	110	11	26	19	36	45,7	34	YET 206 2	55	0,57	<ul style="list-style-type: none"> • High mechanical and heat resistance • Positive sealing capacity against dust, non corrosive agents 	
40*	SHCF 208	62349		83	110	11	26	19	36	51,7	44	YET 208 2	66	0,95		

* = Special version. The distances between fixing holes are the same as for type HCF 206 (d 30).
Packaging : 12 pieces.

YET 2 Bearing

Chrome alloy steel • Eccentric collar shaft locking
• Supergriseal unit • Prelubricated with lithium / calcium grease • Can be relubricated • Self aligning within 2.5° max
Dimensions and characteristics at page 66-67.

PA FV polyamide housing

Housing in reinforced polyamide PA FV resin (black)
• Ball type nickel plated brass greasing nipple
• Reinforcing bushings on mounting holes and washers in stainless steel AISI 304

Protection cover

Covers are supplied without seals. To increase protection it is recommended to use them with O-Ring and seals unit (supplied separately).
• Cover in polypropylene PP (orange)
• Seals in NBR rubber (for PA FV support) / in Viton rubber (for PP FV support) • Different colours on request

Shaft dia. d mm	Bearing type	Bearing load (N)			Bearing unit max. static load (N)		Continuous operating temperature (°C)	
		Load coefficient		Max. axial load ²⁾	Fr ↓	Fr ↓	in air	in hot water
		dynamic C	static Co		PA FV	PA FV	PA FV	PA FV
30	HCF 206	15000	11200	3000	17000	18000	- 20 a + 90	80
40	SHCF 208	23600	19000	4720	17000	18000		Do not use steam for cleaning

2) = The grub screws blocking method allows a maximum axial load of : 0,20 • C (with non hardened shafts and grub screws tightened with recommended torsion couples).
The radial static loads Fr have been established in laboratory conditions on housings complete with bearings.



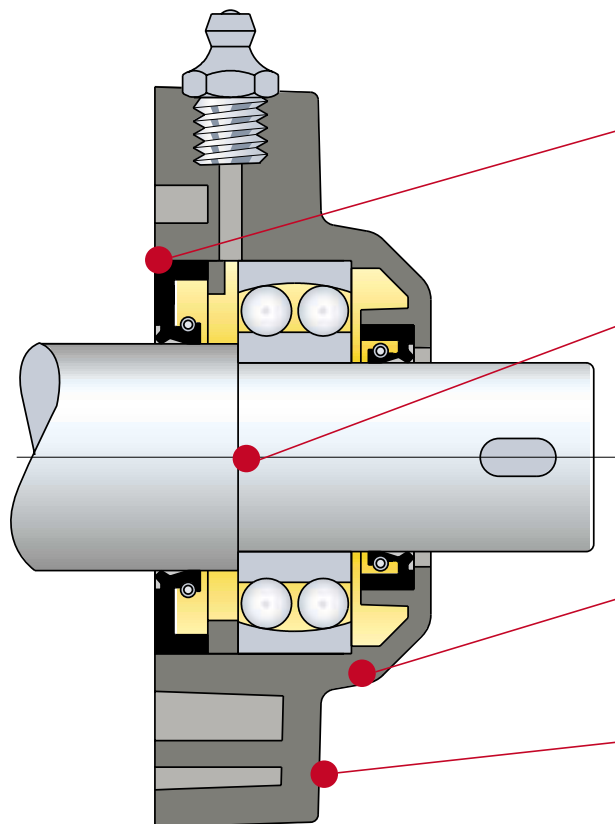
Accessories / page 62

- Quick coupler for remote lubrication
- Grease nipple cover



Spare parts / page 63-64

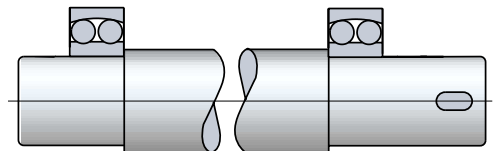
- Ball type grease nipple
- Closed or open protection cover
- Seals for protection cover



Waterproof housing

The waterproof sealing system guarantees protection of the bearing from the external environment

Shaft shoulders locking



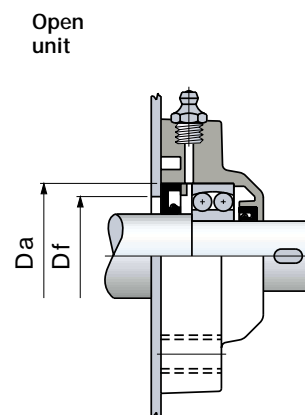
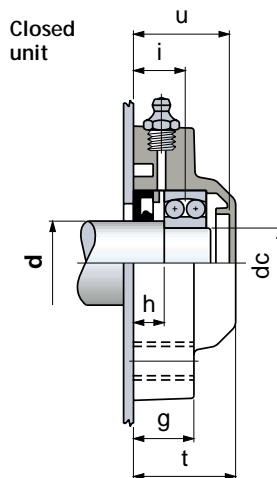
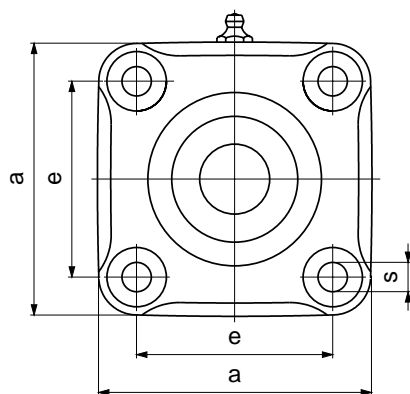
High axial load capacity

The shaft shoulders/flange allow higher axial load

ISO dimensions

The overall dimensions can be interchanged with the corresponding cast iron type bearings

Series F - SF



Shaft dia. d mm	Bearing housing dia. dc mm	Bearing type	Code		Dimensions in mm										Bore in frame ¹⁾			Weight Kg	Application characteristics
			Closed unit	Open unit	e	a	s	g	i	h	u	t	Da	Df		Bearing			
PA FV polyamide housing																			
30	25	F 1205	64433	64483	70	98	11	22,5	18,5	11	31,5	36,5	52	50	47	1205	0,36	<ul style="list-style-type: none"> • High mechanical and heat resistance • Proof to dust, humidity, washouts, steam, average aggressive chemical agents 	
35	30	F 1206	65811	65901	83	110	11	26	19	11	34	40	62	60	52	1206	0,53		
40	35	F 1207	63978	63988	92	120	11	26	19,5	11	37,5	39,5	72	70	60	1207	0,62		
45	40	F 1208	68876	68886	102	131	11	30	24,5	14	42	45	80	78	65	1208	0,85		
45*	40	SF 1208	69988	69998	83	110	11	26	19	14	36	39	80	78	65	1208	0,78		
PP FV polypropylene housing**																			
30	25	F 1205	64463	64513	70	98	11	22,5	18,5	11	31,5	36,5	52	50	47	1205	0,36	<ul style="list-style-type: none"> • Proof to highly aggressive chemical agents 	
35	30	F 1206	62032	62062	83	110	11	26	19	11	34	40	62	60	52	1206	0,53		
40	35	F 1207	63998	64008	92	120	11	26	19,5	11	37,5	39,5	72	70	60	1207	0,62		
45	40	F 1208	68896	68906	102	131	11	30	24,5	14	42	45	80	78	65	1208	0,85		
45*	40	SF 1208	61619	61629	83	110	11	26	19	14	36	39	80	78	65	1208	0,78		

* = Special version. The distances between fixing holes are the same as for type F 1206 (d 35).

** = Available upon request and minimum order quantity.

1) = Dimensions Df max / Df min must be respected to ensure positive retention of the seals and to allow air bleeding during lubrication.

Packaging : 12 pieces.

1200 series bearing

Chrome alloy steel • Self aligning ball bearing
 • Supplied without grease • To be prelubricated with lithium / calcium grease during first installation
 • Selfaligning within 2°
 Dimensions and characteristics at page 67.

PA FV polyamide housing

Housing in reinforced polyamide PA FV resin (black)
 • Seal in NBR rubber • Ball type nickel plated brass greasing nipple • Reinforcing bushings on mounting holes and washers in stainless steel AISI 304

PP FV polypropylene housing

Housing in reinforced polypropylene PP FV resin (black)
 • Seal in Viton rubber • Ball type stainless steel AISI 316 greasing nipple • Reinforcing bushings on mounting holes and washers in stainless steel AISI 316

Shaft dia. d mm	Bearing housing dia. dc mm	Bearing type	Bearing load (N)		Bearing unit max. static load (N)						Continuous operating temperature (°C)			
			Load coefficient		Fr ↓		Fr ↓		Fa →		in air		in hot water	
			dynamic C	static Co	PA FV	PP FV	PA FV	PP FV	PA FV	PP FV	PA FV	PP FV	PA FV	PP FV
30	25	F 1205	14300	4000	19000	14000	15000	12000	7000	5000				
35	30	F 1206	15600	4650	19000	14000	15000	12000	16000	9000				
40	35	F 1207	19000	6000	19000	15000	15000	12000	17000	12000	- 20 a + 90	- 20 a + 70	80	100
45	40	F 1208	19900	6950	20000	15000	16000	12500	17000	12000				
45	40	SF 1208	19900	6950	19000	14000	15000	12000	16000	9000				Do not use steam for cleaning

The radial static loads Fr and the axial static loads Fa have been established in laboratory conditions on housings complete with bearings.



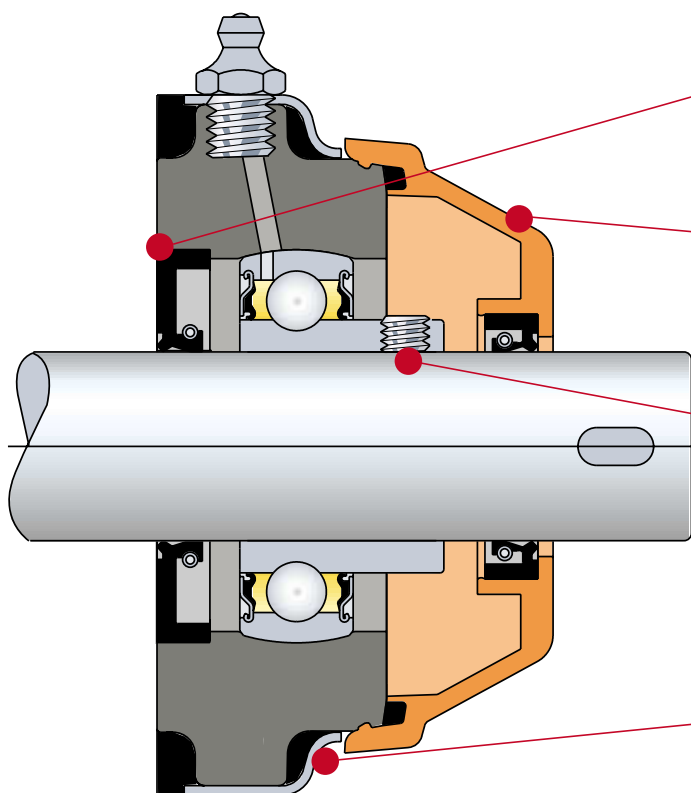

Accessories / page 62

- Quick coupler for remote lubrication
- Grease nipple cover



Spare parts / page 63 - 64

- Ball type grease nipple
- Sealing ring (opposite side to protection cover)



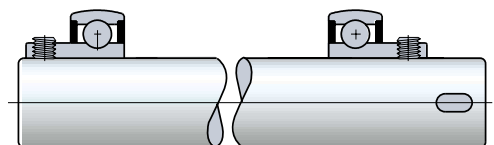
Waterproof housing

The waterproof sealing system guarantees protection of the bearing from the external environment

Inspectable bearing

The clip-on protection cover can be removed for bearing inspection

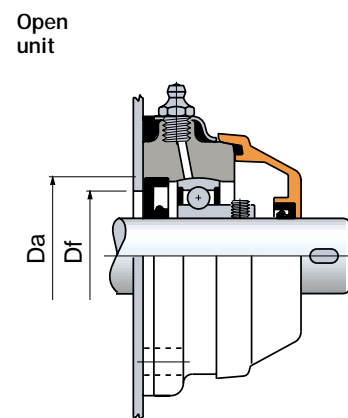
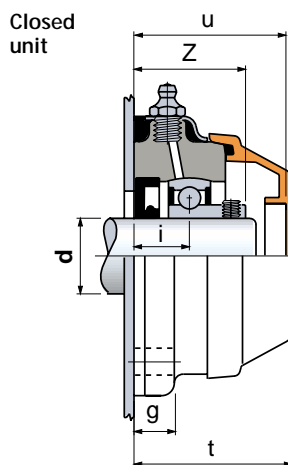
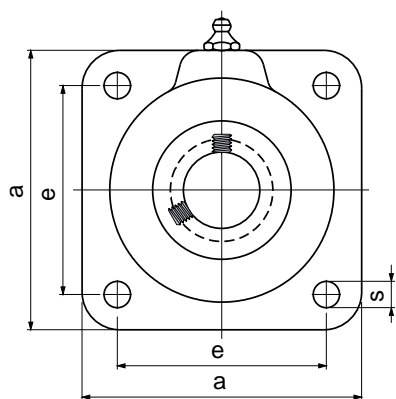
Locking by grub screws



ISO dimensions

The overall dimensions can be interchanged with the corresponding cast iron type bearings

Series UCFS/C - SUCFS/C



Shaft dia. d mm	Bearing type	Code		Dimensions in mm										Bore in frame ¹⁾ Df		Weight Kg	Application characteristics	
		Closed unit	Open unit	e	a	s	g	i	z	u	t	Da	max	min	Bearing			
PA FV polyamide housing with stainless steel surface																		
30	UCFS 206 C	615622	615652	83	111	10,5	15,9	22	43	63,8	65,8	62	60	50	YAT 206 2	-	• Proof to dust, humidity, washouts, steam, average aggressive chemical agents	
35*	SUCFS 207 C	615632	615662	83	111	10,5	15,9	22	45,3	63,8	65,8	72	70	55	YAT 207 2	-		
40*	SUCFS 208 C	615642	615672	83	111	10,5	15,9	22	47,3	63,8	65,8	80	78	65	YAT 208 2	-		

* = Special version. The distances between fixing holes are the same as for type UCFS 206 C (d 30).
 1) = Dimensions Df max / Df min must be respected to ensure positive retention of the seals and to allow air bleeding during lubrication.
 Packaging : 12 pieces.

YAT 2 Bearing

Chrome alloy steel • Grub screws shaft locking
 • Superagriseal unit • Prelubricated with lithium / calcium grease • Can be relubricated • Self aligning within 2° max
 Dimensions and characteristics at page 66 - 67.

PA FV polyamide housing with stainless steel surface

Housing in reinforced polyamide PA FV resin (black)
 • Stainless steel surface • Protection cover in polypropylene PP (orange)
 • Seal and O-Ring in NBR rubber • Ball type nickel plated brass greasing nipple


Shaft dia. d mm	Bearing type	Bearing load (N)			Bearing unit max. static load (N)		Continuous operating temperature (°C)	
		Load coefficient		Max. axial load ²⁾	Fr ↓	Fr ↓	in air	in hot water
		dynamic C	static Co		PAFV	PAFV	PAFV	PAFV
30	UCFS 206 C	15000	11200	3000	18000	22000	- 20 a + 90	80
35	SUCFS 207 C	19600	15300	3920	18000	22000		Do not use steam for cleaning
40	SUCFS 208 C	23600	19000	4720	18000	22000		

2) = The grub screws blocking method allows a maximum axial load of : 0,20 • C (with non hardened shafts and grub screws tightened with recommended torsion couples).
 The radial static loads Fr have been established in laboratory conditions on housings complete with bearings.



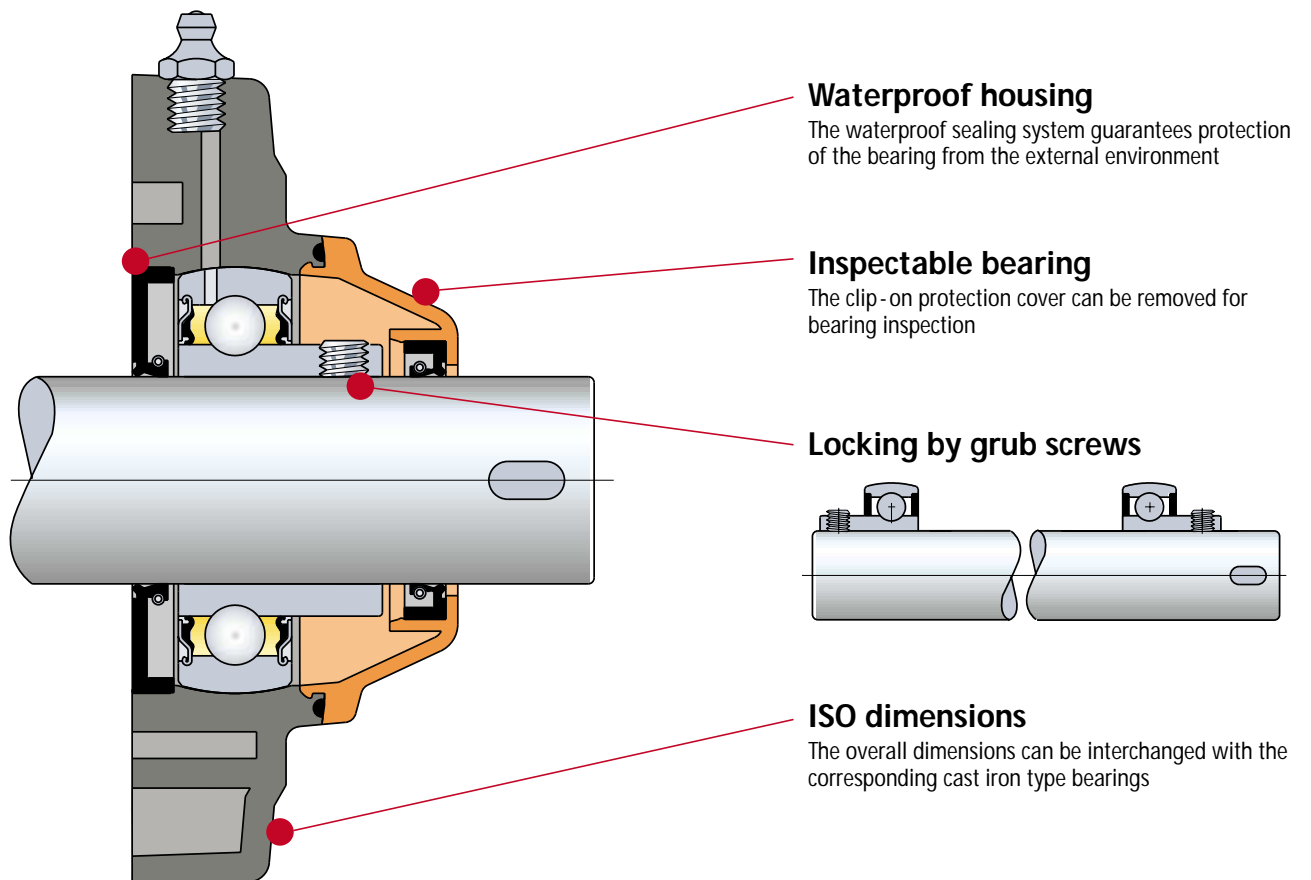
Accessories / page 62

- Quick coupler for remote lubrication
- Grease nipple cover



Spare parts / page 63 - 64

- Closed or open protection cover
- Ball type grease nipple
- Sealing ring (opposite side to protection cover)



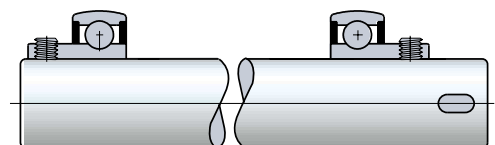
Waterproof housing

The waterproof sealing system guarantees protection of the bearing from the external environment

Inspectable bearing

The clip-on protection cover can be removed for bearing inspection

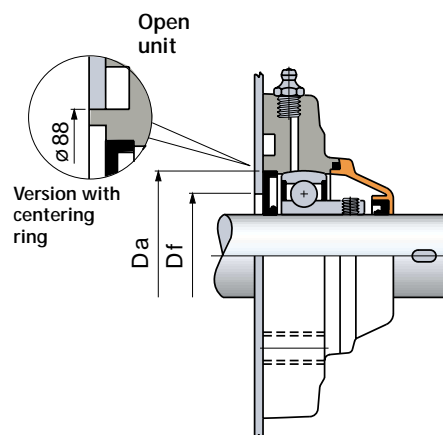
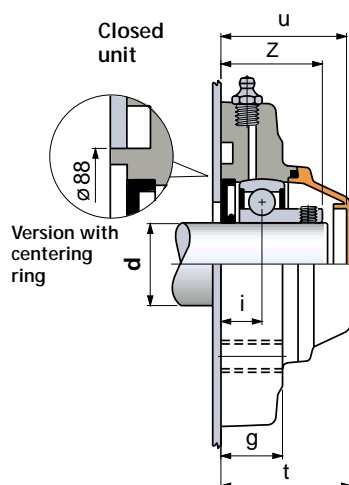
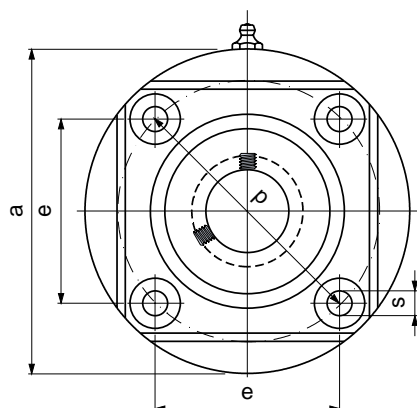
Locking by grub screws



ISO dimensions

The overall dimensions can be interchanged with the corresponding cast iron type bearings

Series UCFC/C



Shaft dia. d mm	Bearing type	Code		Dimensions in mm										Bore in frame ¹⁾			Weight Kg	Application characteristics
		Closed unit	Open unit	e	a	p	s	g	i	z	u	t	Da	Df max	Df min	Bearing		
PA FV polyamide housing																		
35	UCFC 207 C	683921	683931	77,8	137	110	11	26	17,3	42,7	53	55	72	70	55	YAT 207 2	0,75	<ul style="list-style-type: none"> • High mechanical and heat resistance • Proof to dust, humidity, washouts, steam, average aggressive chemical agents
35*	UCFC 207 C	624772	624782	77,8	137	110	11	26	17,3	42,7	53	55	72	-	-	YAT 207 2	0,75	
PP FV polypropylene housing**																		
35	UCFC 207 C	62239	62249	77,8	137	110	11	26	17,3	42,7	53	55	72	70	55	YAT 207 2	0,75	<ul style="list-style-type: none"> • Proof to highly aggressive chemical agents

* = Version with centering ring ø 88 mm.

** = Available upon request and minimum order quantity.

1) = Dimensions Df max / Df min must be respected to ensure positive retention of the seals and to allow air bleeding during lubrication.

Packaging : 12 pieces.

YAT 2 Bearing

Chrome alloy steel • Grub screws shaft locking
 • Superagriseal unit • Prelubricated with lithium / calcium grease • Can be relubricated • Self aligning within 2° max

Dimensions and characteristics at page 66-67.

PA FV polyamide housing

Housing in reinforced polyamide PA FV resin (black)
 • Protection cover in polypropylene PP (orange) • Seal and O-Ring in NBR rubber • Ball type nickel plated brass greasing nipple • Reinforcing bushings on mounting holes and washers in stainless steel AISI 304

PP FV polypropylene housing

Housing in reinforced polypropylene PP FV resin (black)
 • Protection cover in polypropylene PP (orange) • Seal and O-Ring in Viton rubber • Ball type stainless steel AISI 316 greasing nipple • Reinforcing bushings on mounting holes and washers in stainless steel AISI 316


Shaft dia. d mm	Bearing type	Bearing load (N)			Bearing unit max. static load (N)				Continuous operating temperature (°C)			
		Load coefficient		Max. axial load ²⁾	Fr ↓		Fr ↓		in air		in hot water	
		dynamic C	static Co		PA FV	PP FV	PA FV	PP FV	PA FV	PP FV	PA FV	PP FV
35	UCFC 207 C	19600	15300	3920	17000	11000	20000	10000	- 20 a + 90	- 20 a + 70	80	100

2) = The grub screws blocking method allows a maximum axial load of : 0,20 • C (with non hardened shafts and grub screws tightened with recommended torsion couples). The radial static loads Fr have been established in laboratory conditions on housings complete with bearings.



Accessories / page 62

- Quick coupler for remote lubrication
- Grease nipple cover

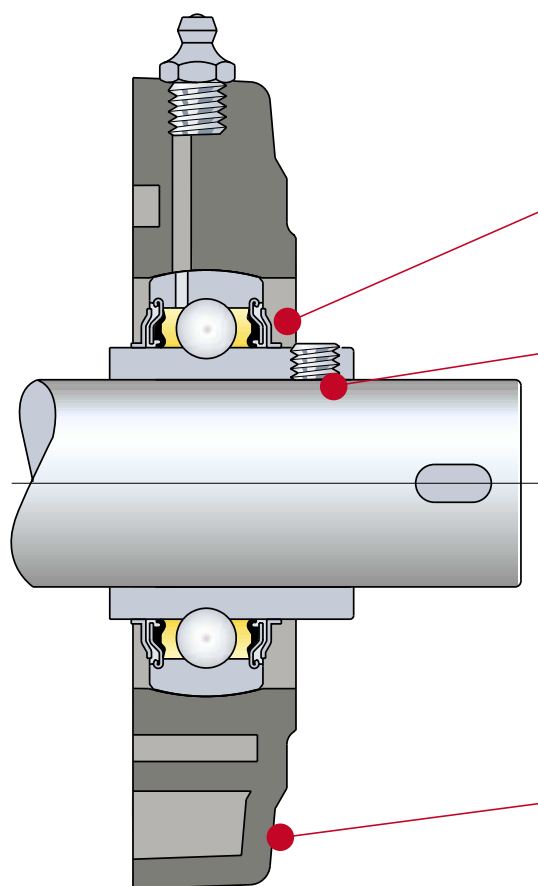


Spare parts / page 63-64

- Closed or open protection cover
- Ball type grease nipple
- Sealing ring (opposite side to protection cover)



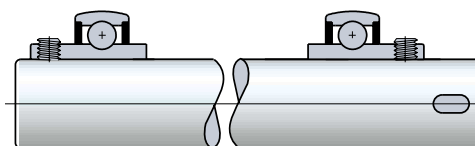
Protection cover
Optional



Moderate protection

The bearings feature Superagriseal unit plus centrifuging ring for guaranteed protection against dust and non corrosive agents. For critical applications use the version with stainless steel AISI 420 bearing

Locking by grub screws



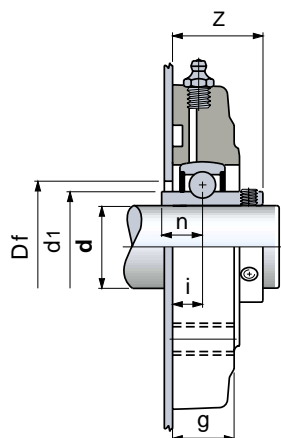
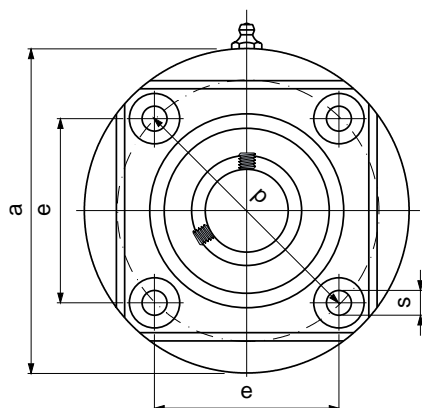
Protection cover

It is supplied as an **optional accessory**. They are available in the closed or open version, they protect the bearing and avoid contact with the rotating shaft (personnel protection). Clip-on design. Can be removed and replaced at will.

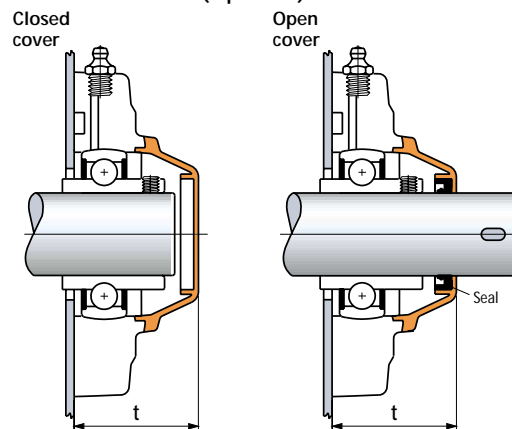
ISO dimensions

The overall dimensions can be interchanged with the corresponding cast iron type bearings

Series UCFC



Protection cover (Optional)



For the codenumbers of the protection covers and seals refer to pages 63-64

Shaft dia. d mm	Bearing type	Code		Dimensions in mm										Bore in frame Df min	Bearing	t	Weight Kg	Application characteristics
		Bearing		e	a	p	s	g	i	n	z	d1						
PA FV polyamide housing / steel bearing																		
35	UCFC 207	60752		77,8	137	110	11	26	12,3	17,5	37,7	46,1	50	YAR2072F	50	0,75	<ul style="list-style-type: none"> • High mechanical and heat resistance • Positive sealing capacity against dust, non corrosive agents 	
PA FV polyamide housing / stainless steel AISI 420 bearing																		
35	UCFC 207	646652		77,8	137	110	11	26	12,3	17,5	37,7	46,1	50	YAR2072RF/HV	50	0,75	<ul style="list-style-type: none"> • Positive sealing capacity against humidity, vapours, salty environments, slightly corrosive chemical agents 	

Available upon request and minimum order quantity version with PP FV polypropylene housing and stainless steel AISI 420 bearing.

Packaging : 12 pieces.

YAR 2F - YAR 2RF/HV bearings

Shaft locking by grub screws • Superagriseal units plus centrifuging ring (steel version) • Superagriseal units plus rubberised centrifuging ring (stainless steel version) • Pre-lubricated with lithium / calcium grease • Can be relubricated • Self aligning within 2.5° max
Dimensions and characteristics at page 66-67.

PA FV polyamide housing

Housing in reinforced polyamide PA FV resin (black)

- Ball type nickel plated brass greasing nipple
- Reinforcing bushings on mounting holes and washers in stainless steel AISI 304

Protection cover

Covers are supplied without seals. To increase protection it is recommended to use them with seals unit (supplied separately).

- Cover in polypropylene PP (orange)
- Seal in NBR rubber • Different colours on request

Shaft dia. d mm	Bearing type	Bearing load (N)			Bearing unit max. static load (N)		Continuous operating temperature (°C)	
		Load coefficient		Max. axial load ²⁾	Fr ↓ PA FV	Fr ↓ PA FV	in air	in hot water
		dynamic C	static Co				PA FV	PA FV
35	UCFC 207	19600 (16600)	15300 (15300)	3920 (3320)	17000	20000	- 20 a + 90	80


Bracketed figures refer to stainless steel bearings.

2) = The grub screws blocking method allows a maximum axial load of: 0,20 • C (with non hardened shafts and grub screws tightened with recommended torsion couples).
The radial static loads Fr have been established in laboratory conditions on housings complete with bearings.



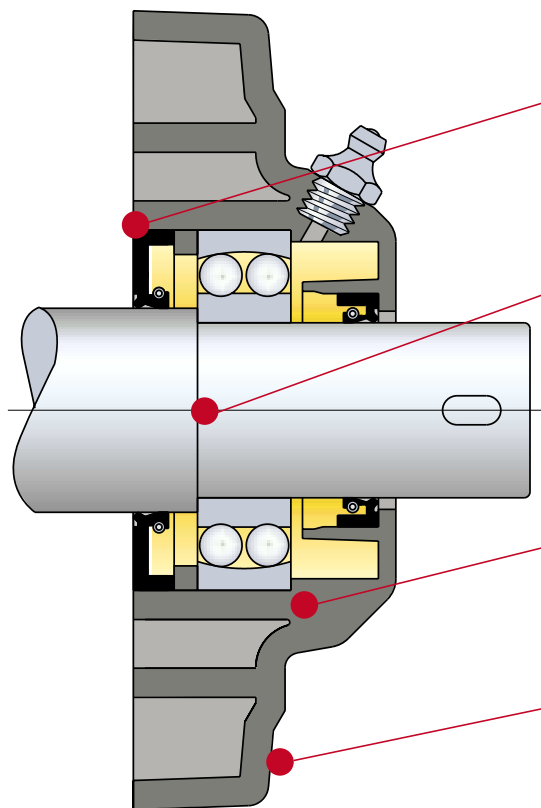
Accessories / page 62

- Quick coupler for remote lubrication
- Grease nipple cover



Spare parts / page 63 - 64

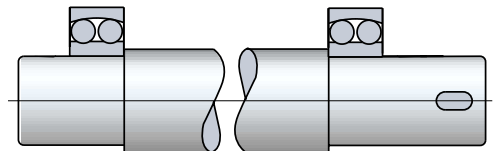
- Ball type grease nipple
- Closed or open protection cover
- Seal for protection cover



Waterproof housing

The waterproof sealing system guarantees protection of the bearing from the external environment

Shaft shoulders locking



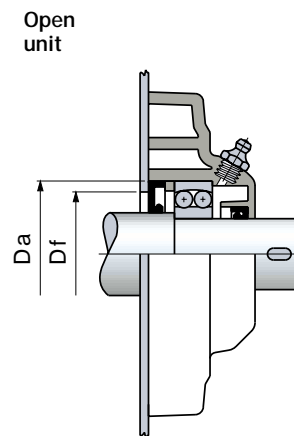
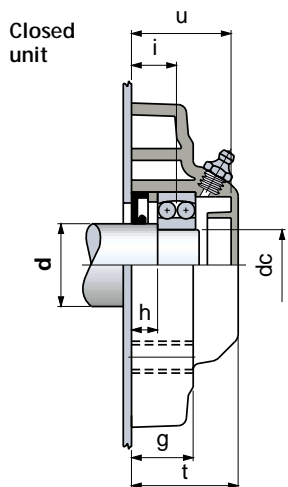
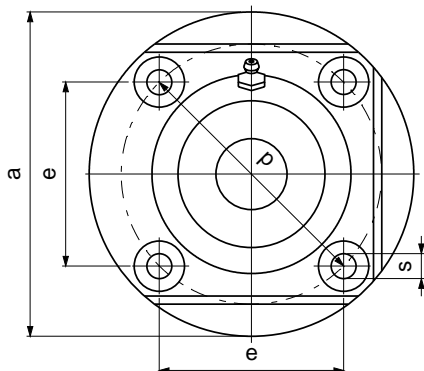
High axial load capacity

The shaft shoulders/flange allow higher axial load

ISO dimensions

The overall dimensions can be interchanged with the corresponding cast iron type bearings

Series FC



Shaft dia. d mm	Bearing housing dia. dc mm	Bearing type	Code		Dimensions in mm										Bore in frame ¹⁾ Df		Weight Kg	Application characteristics	
			Closed unit	Open unit	e	a	p	s	g	i	h	u	t	Da	max	min			Bearing
PA FV polyamide housing																			
35	30	FC 1206	65801	65891	77,8	137	110	11	26	19	11	39	45	62	60	52	1206	0,57	<ul style="list-style-type: none"> • High mechanical and heat resistance • Proof to dust, humidity, washouts, steam, average aggressive chemical agents
PP FV polypropylene housing**																			
35	30	FC 1206	61972	62002	77,8	137	110	11	26	19	11	39	45	62	60	52	1206	0,57	<ul style="list-style-type: none"> • Proof to highly aggressive chemical agents

** = Available upon request and minimum order quantity.

1) = Dimensions Df max / Df min must be respected to ensure positive retention of the seals and to allow air bleeding during lubrication.

Packaging : 12 pieces.

1200 series bearing

Chrome alloy steel • Self aligning ball bearing
 • Supplied without grease • To be prelubricated with lithium / calcium grease during first installation
 • Selfaligning within 2°
 Dimensions and characteristics at page 67.

PA FV polyamide housing

Housing in reinforced polyamide PA FV resin (black)
 • Seal in NBR rubber • Ball type nickel plated brass greasing nipple • Reinforcing bushings on mounting holes and washers in stainless steel AISI 304

PP FV polypropylene housing

Housing in reinforced polypropylene PP FV resin (black)
 • Seal in Viton rubber • Ball type stainless steel AISI 316 greasing nipple • Reinforcing bushings on mounting holes and washers in stainless steel AISI 316

Shaft dia. d mm	Bearing housing dia. dc mm	Bearing type	Bearing load (N)		Bearing unit max. static load (N)						Continuous operating temperature (°C)			
			Load coefficient		Fr ↓		Fr ↓		Fa →		in air		in hot water	
			dynamic C	static Co	PA FV	PP FV	PA FV	PP FV	PA FV	PP FV	PA FV	PP FV	PA FV	PP FV
35	30	FC 1206	15600	4650	15000	10000	15000	10000	20000	11000	- 20 a + 90	- 20 a + 70	80	100

The radial static loads Fr and the axial static loads Fa have been established in laboratory conditions on housings complete with bearings.



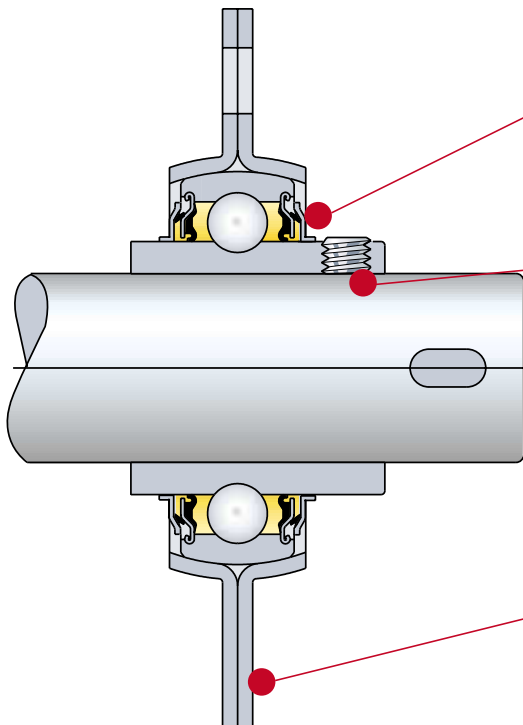

Accessories / page 62

- Quick coupler for remote lubrication
- Grease nipple cover



Spare parts / page 63 - 64

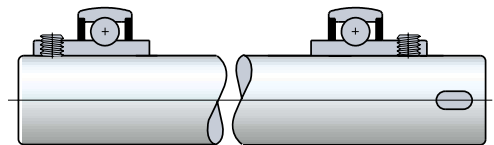
- Ball type grease nipple
- Sealing ring (opposite side to protection cover)



Good protection

Stainless Steel AISI 420 bearings together with the Superagriseal units plus rubberised centrifuging ring guarantee complete protection against humidity, steam liquids, salty environments, medium aggressive chemical agents.

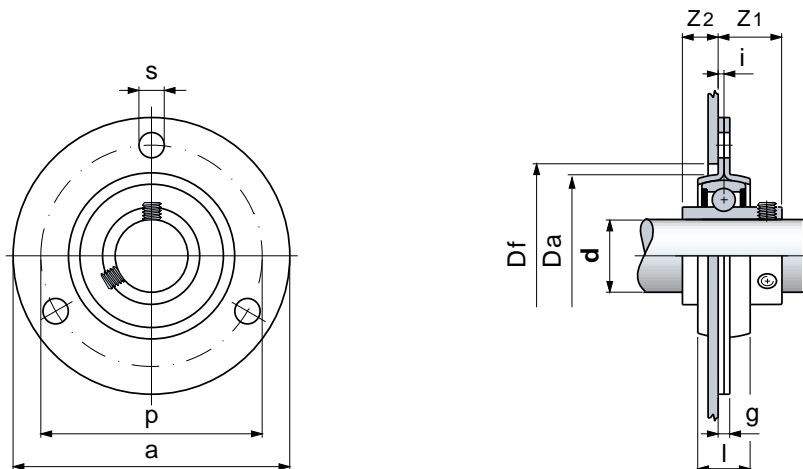
Locking by grub screws



Load capacity

The pressed steel flanged support is suitable for light duties.

Series **SBF**



Shaft dia. d mm	Bearing type	Code Bearing	Dimensions in mm										Shaft boring Df min	Bearing	Weight Kg	Application characteristics
			p	a	s	g	i	l	Z1	Z2	Da					
Stainless steel AISI 304 flanges / stainless steel AISI 420 bearing																
25	SBF 205	604562	76	95	8,7	4	2	18	21,8	12,3	56	60	YAR 205 2RF/HV	0,35	<ul style="list-style-type: none"> • Positive sealing capacity against humidity, vapours, salty environments, slightly corrosive chemical agents 	

Packaging : 4 pieces.

YAR 2RF/HV bearings

Stainless steel AISI 420 material • Shaft locking by grub screws • Superagriseal units plus rubberised centrifuging ring • Prelubricated with lithium / calcium grease • Self aligning within 5° max
Dimensions and characteristics at page 66-67.

Stainless steel bearing

Pressed stainless steel AISI 304 flanges
• Stainless steel AISI 420 bearing

Load capacity

The support is suitable for light duty.

Lubrication

The metal flanges do not have greasing nipple, it is therefore impossible to rilubricate the bearing.

Shaft dia. d mm	Support type	Bearing load (N)		Continuous operating temperature (°C)	
		Load coefficient		in air	in hot water
		dynamic C	static Co		
25	SBF 205	9150	7800	- 20 a + 100	100

Quick coupler for remote lubrication



- Code: 67843
- It is used instead of the ball type greasing nipples for remote or centralised lubrication systems
- The couplers are suitable for semirigid Rislan/nylon tubing of 4 mm.
- 1/8 Gas
- Nickel plated material



Grease nipple cap



- Code: 603862
- It is used to close the grease hole, when additional lubrication is not required
- 1/8 Gas
- Stainless steel AISI 316 material

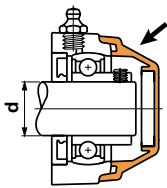


Ball type grease nipple • For all bearing type



Bearing type	Grease nipple material	Grease nipple code
	Nickel plated brass for all polyamide bearings	64437
	Stainless steel AISI 316 for all polypropylene bearings	63617

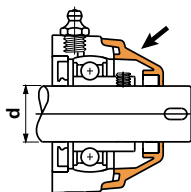
Closed cover • Supplied without seals



Bearing type	Shaft dia. d (mm)					
	20	25	30	35	40	40*
For polyamide and polypropylene bearing units	Closed cover code					
	655262	655272	655282	655292	655302	655312

* = Special version.

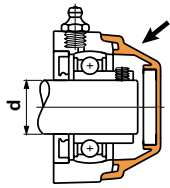
Open cover • Supplied without seals



Bearing type	Shaft dia. d (mm)					
	20	25	30	35	40	40*
For polyamide and polypropylene bearing units	Open cover code					
	655322	655332	655342	655352	655362	655372

* = Special version.

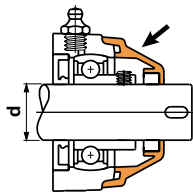
Closed cover • Supplied without seals



Bearing type	Shaft dia. d (mm)					
	20	25	30	35	40	40*
	Closed cover code					
	69286	65443	63242	63589	69296	629391
	-	-	-	63232	-	-
	-	-	69296	69296	69296	-

* = Special version.

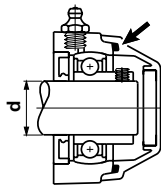

Open cover • Supplied without seals



Bearing type	Shaft dia. d (mm)					
	20	25	30	35	40	40*
	Open cover code					
	646151	646161	646171	646181	646201	646211
	-	-	-	646191	-	-
	-	-	641062	641072	646201	-

* = Special version.

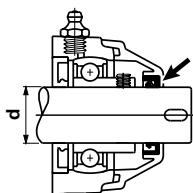
O-Ring • For closed and open cover



Bearing type	O-Ring material	Shaft dia. d (mm)					
		20	25	30	35	40	40*
		O-Ring code					
	NBR rubber (black) for polyamide bearing units	66139	63059	69977	661981	66159	66159
	Viton (brown) for polypropylene bearing units	66149	66119	66129	661991	66169	66169
	NBR rubber (black)	-	-	66159	66159	66159	-

* = Special version.

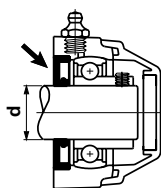
Seal • For open cover



Bearing type	Seal material	Shaft dia. d (mm)					
		20	25	30	35	40	40*
		Seal code					
	NBR rubber (black) for polyamide bearing units	66199	63069	600942	641071	66219	66219
	Viton (brown) for polypropylene bearing units	66209	66179	600972	641081	66229	66229
	NBR rubber (black)	-	-	69987	641071	66219	-

* = Special version.

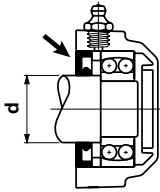
Seal • For closed and open units



Bearing type	Seal material	Shaft dia. d (mm)					
		20	25	30	35	40	40*
		204	205	206	207	208	S208
		Seal code					
	NBR rubber (black) for polyamide bearing units	632151	608941	68416	641111	632141	603622
	Viton (brown) for polypropylene bearing units	641091	641101	643561	641121	641131	603632
	NBR rubber (black)	-	-	68416	641111	632141	-

* = Special version.

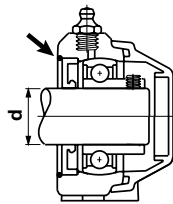
Seal • For closed and open units



Bearing type	Shaft dia. d (mm)					
	25	30	35	40	45	45*
	1204	1205	1206	1207	1208	S1208
Bearing type	Seal material					
	Seal code					
NBR rubber (black) for polyamide bearing units	603642	603662	603682	603702	603722	603742
Viton (brown) for polypropylene bearing units	603652	603672	603692	603712	603732	603752

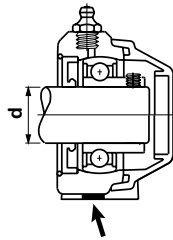
* = Special version.

Safety ring • For UCP type units



Bearing type	Safety ring material	Shaft dia. d (mm)				
		20	25	30	35	40
		Safety ring code				
	Stainless steel AISI 303 for polyamide and polypropylene units	600982	646281	646291	646301	601052

Bottom seal • For UCP type units



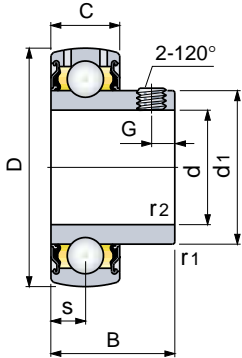
Bearing type	Seal material	Shaft dia. d (mm)				
		20	25	30	35	40
		Seal code				
	PVC rubber for polyamide and polypropylene units	692391	646251	646261	646271	692401

	Page
Bearings	
• Bearings with grub screw locking system	66
• Bearings with self locking eccentric collar	66
• Self aligning ball bearings, holding by shoulders on shaft	67
• Seals	67
• Tolerances	66-67
• Maximum velocities	67
• Axial load capacities	67
Calculation data	
• Definition of bearing dimensions	68
• Calculation method for MB bearings	68
• Life	68
• Life expectation calculation	68
• Equivalent dynamic load calculation	69
• Static load capacity control	70
• Equivalent static load calculation	70
Shaft tolerances	
• Shaft tolerances for bearings with grub screws or eccentric collar locking system	71
• Shaft tolerances for bearings with shoulders type holding system	71
Lubrication	
• Prelubrication	72
• Lubrication grease	72
• Relubrication	72
• Relubrication intervals	72
Mounting	
• Mounting recommendations	73
• Bearing locking by grub screws	73
• Bearing locking by eccentric collar	73
• Installation/removal of covers	73
Resistance against chemical agents	74-75

■ Bearings with grub screw locking system

Prelubricated with long lasting lithium/calcium grease • Can be rilubricated • Suitable for single directional or bi-directional travel (can reverse the sense of rotation)

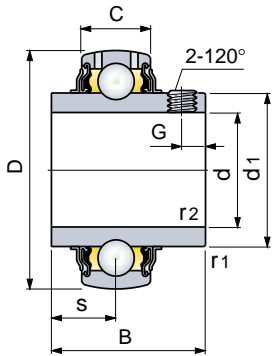
YAT 2



d mm	Bearing type	Dimensions in mm							r ₁ , r ₂ min.	Grub screws	Boring tol.		Load coefficient		Fatigue limit load Pu N	Weight Kg
		d1	D	B	C	s	G	Plus μm			Min. μm	dynamic C N	static Co N			
20	YAT 204 2	28,2	47	25,5	14	7,2	4,5	0,6	M6 x 0,75	+ 18	0	9800	6550	196	0,11	
25	YAT 205 2	33,7	52	27,2	15	7,7	5	0,6	M6 x 0,75	+ 18	0	10800	7800	232	0,14	
30	YAT 206 2	39,7	62	30,2	18	9,2	5	0,6	M6 x 0,75	+ 18	0	15000	11200	335	0,23	
35	YAT 207 2	46,1	72	33	19	9,7	6	1	M6 x 0,75	+ 21	0	19600	15300	455	0,31	
40	YAT 208 2	51,8	80	36	21	10,7	8	1	M8 x 1	+ 21	0	23600	19000	560	0,43	

Superagriseal units.

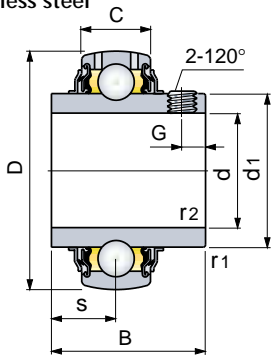
YAR 2F



d mm	Bearing type	Dimensions in mm							r ₁ , r ₂ min.	Grub screws	Boring tol.		Load coefficient		Fatigue limit load Pu N	Weight Kg
		d1	D	B	C	s	G	Plus μm			Min. μm	dynamic C N	static Co N			
20	YAR 204 2F	28,2	47	31	14	12,7	4,5	0,6	M6 x 0,75	+ 18	0	9800	6550	196	0,14	
25	YAR 205 2F	33,7	52	34,1	15	14,3	5	0,6	M6 x 0,75	+ 18	0	10800	7800	232	0,17	
30	YAR 206 2F	39,7	62	38,1	18	15,9	5	0,6	M6 x 0,75	+ 18	0	15000	11200	335	0,28	
35	YAR 207 2F	46,1	72	42,9	19	17,5	6	1	M6 x 0,75	+ 21	0	19600	15300	455	0,41	
40	YAR 208 2F	51,8	80	49,2	21	19	8	1	M8 x 1	+ 21	0	23600	19000	560	0,55	

Superagriseal units + centrifuging ring.

YAR 2RF/HV stainless steel



d mm	Bearing type	Dimensions in mm							r ₁ , r ₂ min.	Grub screws	Boring tol.		Load coefficient		Weight Kg
		d1	D	B	C	s	G	Plus μm			Min. μm	dynamic C N	static Co N		
20	YAR 204 2RF/HV	28,2	47	31	14	12,7	4,5	0,6	M6 x 0,75	+ 18	0	8300	6550	0,14	
25	YAR 205 2RF/HV	33,7	52	34,1	15	14,3	5	0,6	M6 x 0,75	+ 18	0	9150	7800	0,18	
30	YAR 206 2RF/HV	39,7	62	38,1	18	15,9	5	0,6	M6 x 0,75	+ 18	0	12500	11200	0,29	
35	YAR 207 2RF/HV	46,1	72	42,9	19	17,5	6	1	M6 x 0,75	+ 21	0	16600	15300	0,42	
40	YAR 208 2RF/HV	51,8	80	49,2	21	19	8	1	M8 x 1	+ 21	0	20000	19000	0,56	

Superagriseal units + rubberised centrifuging ring.

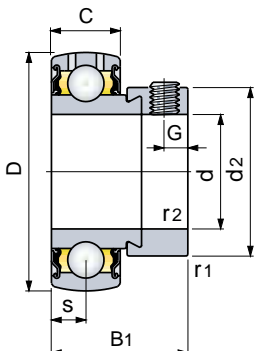
Collars, balls, grub screws: stainless steel AISI 420.

■ Bearings with self locking eccentric collar

Locking of the bearing is achieved by rotating the eccentric collar. The grub screw holds the collar and avoids rotation • Prelubricated with long lasting lithium/calcium grease

- Can be rilubricated • Suitable for single directional travel (cannot reverse the sense of rotation)
- Higher resistance to vibrations

YET 2



d mm	Bearing type	Dimensions in mm							r ₁ , r ₂ min.	Grub screws	Boring tol.		Load coefficient		Fatigue limit load Pu N	Weight Kg
		d2	D	B1	C	s	G	Plus μm			Min. μm	dynamic C N	static Co N			
30	YET 206 2	44,1	62	35,7	18	9	6	0,6	M 8 x 1	+ 18	0	15000	11200	335	0,30	
40	YET 208 2	58,1	80	43,7	21	11	7	1	M 10 x 1,25	+ 21	0	23600	19000	560	0,59	

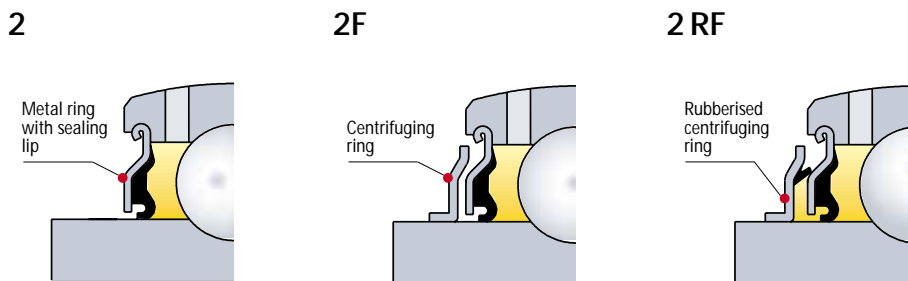
Superagriseal units.

Seals

2 - Superagriseal unit. The system consists of a metallic ring fitted with a low friction rubber sealing lip.

2 F - Superagriseal unit + centrifuging ring. The system is further equipped with a metallic protection ring providing a centrifugal sealing action.

2 RF - Superagriseal unit + rubberised centrifuging ring. This system is used in stainless steel bearings of YAR 2RF/HV series. The upper lip of the centrifuging ring together with the grease trapped between the base seal and the ring itself guarantees maximum sealing capacity.



Maximum velocities

The table indicates the values for YAT 2, YAR 2F, YET 2 series bearings • Stainless steel bearings of the YAR 2RF/HV series (rubberised centrifuging ring) must not be operated at velocities in excess of 60% of the values indicated • The maximum velocity is dependant of the shaft tolerances. Higher tolerances require lower speed

Int. dia. bearing d mm	Shaft tolerance				
	h 6	h 7	h 8	h 9	h 11
	Speed (RPM)				
20	8500	5300	3800	1300	850
25	7000	4500	3200	1000	700
30	6300	4000	2800	900	630
35	5300	3400	2200	750	530
40	4800	3000	1900	670	480

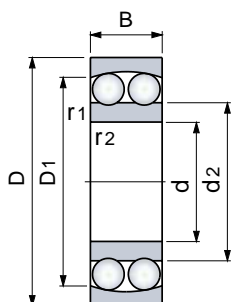
Axial load capacities

The bearing locking systems by grub screws/eccentric collars, allow axial loads up to 20% of the dynamic load coefficient (only with non hardened shafts and grub screws tightened as recommended) • For bearings of the YAT 2, YAR 2F, YAR 2RF/HV, YET 2 series it is not recommended to exceed the value of: **0,25 • C**

Self aligning ball bearing holding by shoulders on shaft

The bearings have double row of balls running on a spherical outer race This configuration renders the bearing self aligning • The bearings are supplied without sealing units • They are held into position by shoulders on the shaft

1200



d mm	Bearing type	Dimensions in mm				r ₁ , r ₂ min.	Boring tol. Plus Min. µm µm		Load coefficient dynamic static C Co N N		Fatigue limit load Pu N	Revolutions RPM	Weight Kg
		D	B	d2	D1		C	Co					
20	1204	47	14	28,9	41	1	0 - 10	12700	3400	176	15000	0,12	
25	1205	52	15	33,3	45,6	1	0 - 10	14300	4000	204	13000	0,14	
30	1206	62	16	40,1	53	1	0 - 10	15600	4650	240	10000	0,22	
35	1207	72	17	47	62,3	1,1	0 - 12	19000	6000	305	9000	0,32	
40	1208	80	18	53,6	68,8	1,1	0 - 12	19900	6950	355	8500	0,42	

■ Bearing dimensioning

The bearing dimensions, for a given application, should be chosen on the basis of the loads to be supported, expected service life and reliability. In most cases the reason for choosing a bearing is the fact that the shaft has already been sized during the design of the plant.

■ Calculation procedures for MB bearings

The calculation procedure for MB bearings consists in ensuring a satisfactory operating life of the unit:

- 1) - The nominal service life is calculated using the formulas indicated below, keeping in mind the type of stress on the bearing. In rolling-contact bearing technology dynamic and static loads are considered separately.
 - Dynamically stressed bearings
Bearings which rotate under a load (the inner and outer rings of the bearing rotate in relation to each other). Generally the MB supports are dynamically stressed.
 - Statically stressed bearings
In this case the stressed bearing does not rotate (no rotation of one ring in relation to the other), or it does rotate very slowly.
- 2) - The nominal life of the bearing should reflect the expected service life of the plant as indicated in Table 1 hereunder.

■ Service life

The service life of a bearing is expressed in the number of revolutions or hours of operations which can be expected without breakdown (erosion or laminations of the bearing revolving parts). The dimensioning of the bearing requires the knowledge of the appropriate life expectancy of the project in relation to the specific application. This depends on the type of plant, daily/yearly working hours and on the required reliability. In the absence of practical experience Table 1 gives our recommendations of the average expected plant life under various conditions.

Table 1 - Recommended plant expected life L_{10h} for MB support bearings

Plant type	Plant expected life L_{10h} hours
Seasonal Operation plants	4000 ÷ 8000
Daily operated plant, 8 hours/day, not completely utilised	10000 ÷ 20000
Daily operated plant, 8 hours/day, completely utilised	20000 ÷ 30000
Daily operated plant, 24 hours/day	40000 ÷ 80000

Dynamically stressed bearings

Bearings which rotate under load are considered dynamically stressed

■ Expected life calculation formula

Calculation procedures for the nominal expected life is the same for all types of MB bearings

$$L_{10} = \left(\frac{C}{P} \right)^3 \quad \text{Life in Millions revolutions}$$

When bearings rotate at constant speed it is more practical to calculate the life in number of hours

$$L_{10h} = \frac{16666}{n} \cdot \left(\frac{C}{P} \right)^3 \quad \text{Life in hours}$$

L_{10} = life in millions of revolutions.

L_{10h} = life in hours.

C = dynamic load coefficient (N). Values are indicated in the support dimensional tables.

P = equivalent dynamic load (N). See calculation formula on Table 2.

n = revolutions (RPM).

■ Correct expected life

In the majority of cases, for MB bearings, it is sufficient to calculate L_{10} , L_{10h} using the formula indicated above. The new theory of life calculation permits to establish the correct life expectancy keeping into consideration the effects of lubrication, pollution of solid particles and of the fatigue limit load P_u (values are reported in the bearing tables).

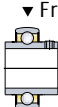
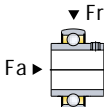
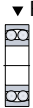
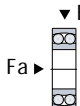
The calculation of the correct expected life requires therefore the assistance of the technical commercial staff.

Equivalent dynamic load P calculation

Table 2 - Equivalent dynamic load P calculation

If load F acting on the bearing is of constant intensity, direction and is purely radial, it can be inserted in the life formula using $P = Fr$.

In the case of a combined load (radial + axial), the load has to be transformed into an equivalent load. The equivalent load will eventually have the same effect as the combined load on the life expectancy.

Bearing type	Load direction on the bearing	Equivalent dynamic load P (N) calculation formula
Bearing units with grub screws/eccentric collar locking		
UCP/CM, UCP/C, UCP/CSM, UCP/CS, UCP, UCFL/CM, UCFL/C, UCFL/CSM, UCFL/CS, UCFL, UCF/CM, UCF/C, UCF/CSM, UCF/CS, SUCF/CM, SUCF/C, HCF/CM, HCF/C, SHCF/CM, SHCF/C, UCF, SUCF, HCF, SHCF, UCFS/C, SUCFS/C, UCFC/C, UCFC	Radial load Fr 	$P = Fr$
	Combined load (radial Fr + axial Fa) 	$P = X \cdot Fr + Y \cdot Fa$
Shaft shoulder locking type bearing units		
FL, F, SF, FC	Radial load Fr 	$P = Fr$
	Combined load (radial Fr + axial Fa) 	$P = Fr + Y_1 \cdot Fa$ with $\frac{Fa}{Fr} \leq e_1$ $P = 0,65 \cdot Fr + Y_2 \cdot Fa$ with $\frac{Fa}{Fr} > e_1$

- P = equivalent dynamic load (N).
- Fr = radial load acting on the bearing (N).
- Fa = axial load acting on the bearing (N).
- x, Y = load factors. See Table 3.
- e1, Y1, Y2 = factors. See Table 4.

Table 3 - Load factors x, y

Ratio $\frac{Fa}{Co}$	e	With: $\frac{Fa}{Fr} \leq e$		With: $\frac{Fa}{Fr} > e$	
		x	y	x	y
0,025	0,22	1	0	0,56	2
0,04	0,24	1	0	0,56	1,8
0,07	0,27	1	0	0,56	1,6
0,13	0,31	1	0	0,56	1,4
0,25	0,37	1	0	0,56	1,2
0,5	0,44	1	0	0,56	1

Co = Static load coefficient (N). The values are indicated in the support dimensional tables.

Table 4 - Factors e1, Y1, Y2, Yo

Int. dia. bearing mm	e1	Y1	Y2	Yo
20	0,30	2,1	3,3	2,2
25	0,28	2,2	3,5	2,5
30	0,25	2,5	3,9	2,5
35	0,23	2,7	4,2	2,8
40	0,22	2,9	4,5	2,8

Operating conditions coefficients

It should be common practice to include operational factors when calculating bearing dimensions to allow for load variations which may happen during running of the plant. The coefficients given here under are indicative only and are based on actual operational experience.

- With steady loads/light impacts: multiply the equivalent dynamic load P by: 1,2 ÷ 1,5
- With loads and medium impacts: multiply the equivalent dynamic load P by: 1,7 ÷ 2,0

■ Static load capacity control

Statically stressed bearings

In rolling-contact bearing technology the condition of static load is considered to exist when:

- The bearing does not rotate and is subjected to permanent loads or intermittent ones (impacts).
- The bearing is subjected to loads and slow oscillating movements.
- The bearing rotates under load at a very low speed and for short periods.
- The bearing rotates under load and must withstand strong impacts acting in the course of one revolution.

The static safety coefficient f_s must not exceed the recommended values given in Table 5 in order to obtain a satisfactory performance of the bearings.

Coefficient f_s gives the safety margin against excessive permanent deformation of the revolving parts of the bearing.

$$f_s = \frac{C_o}{P_o}$$

f_s = static safety coefficient.

C_o = static load coefficient (N). The values are given in the support dimensional tables.

P_o = equivalent static load (N). See calculation formula given below.

Table 5 - Static safety coefficient f_s for MB bearings

Type of operation	Revolving bearings			Non revolving bearings
	Noise level not important	Normal noise level operation	Low noise level operation	
Smooth operation without vibration	0,5	1	2	0,4
Normal operation	0,5	1	2	0,5
Impact loads operation	$\geq 1,5$	$\geq 1,5$	≥ 2	≥ 1

■ Equivalent static load P_o calculation

- Bearings with grub screws/eccentric collar locking of series UCP/CM, UCP/C, UCP/CSM, UCP/CS, UCP, UCFL/CM, UCFL/C, UCFL/CSM, UCFL/CS, UCFL, UCF/CM, UCF/C, UCF/CSM, UCF/CS, SUCF/CM, SUCF/C, HCF/CM, HCF/C, SHCF/CM, SHCF/C, UCF, SUCF, HCF, SHCF, UCFS/C, SUCFS/C, UCFC/C, UCFC

Combined load (radial F_r + axial F_a)

$$P_o = 0,6 \cdot F_r + 0,5 \cdot F_a$$

If $P_o < F_r$, then assume $P_o = F_r$.

P_o = equivalent static load (N).

F_r = radial load on the bearing (N).

F_a = axial load on the bearing (N).

- Supports held by shaft shoulders of series FL, F, SF, FC

Combined load (radial F_r + axial F_a)

$$P_o = F_r + Y_o \cdot F_a$$

P_o = equivalent static load (N).

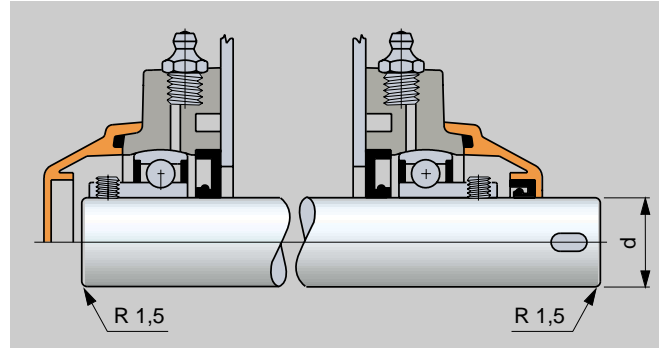
F_r = radial load on the bearing (N).

F_a = axial load on the bearing (N).

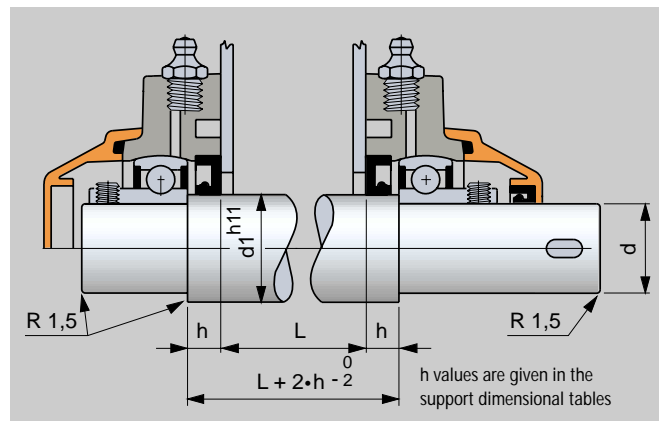
Y_o = see table 4, page 69.

Tolerances for grub screws / eccentric collar locked bearings

- The tables indicate shaft diameter tolerances.
- Shaft ends must be rounded off in order to:
 - ease assembly and avoid bearing jamming.
 - avoid damages to the rubber parts of the sealing units.
- The shaft surface for the portion in contact with the sealing gaskets must be smooth and free of defects (scratches etc.)



Shaft for bearing series UCP/CM, UCP/C, UCP, UCFL/CM, UCFL/C, UCFL, UCF/CM, UCF/C, SUCF/CM, SUCF/C, HCF/CM, HCF/C, SHCF/CM, SHCF/C, UCF, SUCF, HCF, SHCF, UCFS/C, SUCFS/C, UCFC/C, UCFC



Shaft for bearing series UCP/CSM, UCP/CS, UCFL/CSM, UCFL/CS, UCF/CSM, UCF/CS

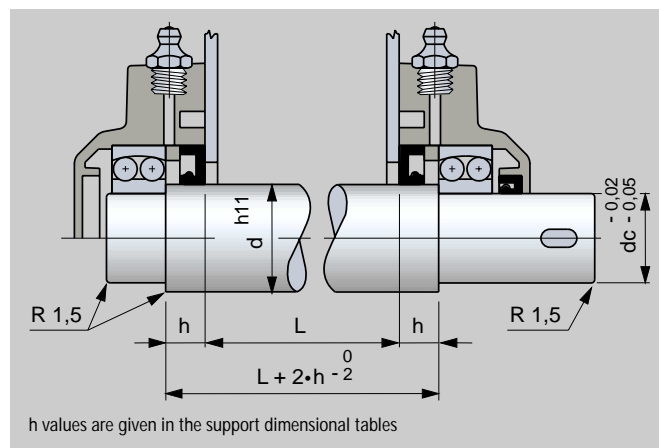
ISO shaft tolerance

Tolerances in μm

Shaft dia. d mm	Heavy loads High speed h 6		Normal operation h 7		Light loads Low speed h 8		Simple applications					
	plus	min.	plus	min.	plus	min.	h 9 plus	h 10 plus	h 11 plus			
20 - 25 - 30	0	- 13	0	- 21	0	- 33	0	- 52	0	- 84	0	- 130
35 - 40	0	- 16	0	- 25	0	- 39	0	- 62	0	- 100	0	- 160

Tolerances for shaft shoulders locked bearings

- Shaft ends must be rounded off in order to:
 - ease assembly and avoid bearing jamming.
 - avoid damages to the rubber parts of the sealing units.
- The shaft surface for the portion in contact with the sealing gaskets must be smooth and free of defects (scratches etc.).
- The mounting shaft/bearing is free to facilitate assembly. For heavy radial loads conditions it is recommended a slightly tight mounting.



Shaft for bearing series FL, F, SF, FC

■ Prelubrication

All MB bearings are supplied factory lubricated.

Warning

The first lubrication must be carried out only for bearings of the series FL - F - SF - FC held by the shaft shoulders.

■ Lubricating grease

MB bearings are prelubricated with long lasting lithium/calcium grease.

Technical data	NLGI consistency :	2
	Emulsifier :	lithium/calcium
	Base oil :	mineral
	Base oil viscosity :	165 mm ² /s at 40 °C
	Operating temperature :	- 20 °C to + 120 °C
	Water resistance :	Recommended
	Antioxidant properties :	Recommended

■ Relubrication

All MB bearing units are equipped with a grease nipple of the ball type to allow periodical relubrication of the bearing.

Warning

- Do not grease at first assembly.
- The first lubrication must be carried out only for bearings of the series FL - F - SF - FC held by the shaft shoulders.
- Stainless steel pressed metal supports of the series SBF are not relubricatable.
- Use only grease of same characteristics as indicated.
- Clean greasing nipple before each greasing operation.
- Inject grease slowly until it comes out from the bearing. Keep the bearing rotating and do not apply excessive pressure which could damage the sealing units.
- More frequent greasing operations with smaller quantities of grease are to be preferred.

■ Relubrication intervals



Relubrication intervals vary according to actual operating conditions. Very often during operation, load, speed, temperature and ambient conditions (humidity, dust) may vary making it difficult to establish exact rules. Experience once again gives the best answer:

- Light operating conditions : relubricate every 6 months.
- Normal operating conditions : relubricate every 1÷ 3 months.
- Heavy operating conditions : relubricate every 2 weeks.

■ Assembly instructions

1 - With waterproof bearings the rubber sealing units must be greased before mounting to avoid initial dry running on the shaft. The grease must fill only the space in between the two sealing lips.

2 - The bearing must be locked onto the shaft after the support mounting flange has been fully tightened. This is necessary to allow the bearing to assume its correct alignment on the shaft without undue axial stresses. Always tighten the screws diagonally (maximum tightening couple for M10 screw = 50 Nm).



■ Locking of the bearing by grub screws

3 - The table gives the recommended maximum tightening couples for the grub screws and the size of the hexagonal to use.




Int. dia. bearing mm	Sc. driver size mm		Max. tightening couple Nm	
	Bearings YAT - YAR	Bearings YET	Bearings YAT - YAR	Bearings YET
20	3	3	4	4
25	3	3	4	4
30	3	4	4	6,5
35	3	5	4	16,5
40	4	5	6,5	16,5

■ Locking of the bearings by eccentric collar

4 - Tighten the collar by turning it with a punch in the same direction as the rotation of the shaft.

5 - Hand tighten the grub screw. The screw driver dimension and the tightening couple are given in the table above (Ref. YET series bearings).



■ Assembly/removal of the protection cover

6 - Assembly. The sealing unit of open end covers must be greased to avoid initial dry running on the shaft. The grease must fill only the space in between the two sealing lips.

7 - Removal. Insert a screw driver into the groove provided for and force the cover out.



Resistance against chemical agents

CHEMICAL AGENT	UCP/CM - UCP/C - UCP/CSM - UCP/CS UCFL/CM - UCFL/C - UCFL/CSM UCFL/CS - UCF/CM - UCF/C - SUCF/CM SUCF/C - UCF/CSM - UCF/CS - HCF/CM HCF/C - SHCF/CM - SHCF/C - UCFC/C				UCP - UCFL - UCF - SUCF HCF - SHCF - UCFC				FL - F - SF - FC				SBF	
	Housing in PA FV		Housing in PP FV		Housing in PA FV		Housing in PP FV		Housing in PA FV		Housing in PP FV		Housing in Stainless steel	
	Conc.%	23° C	Conc.%	23° C	Conc.%	23° C	Conc.%	23° C	Conc.%	23° C	Conc.%	23° C	Conc.%	23° C
ACETIC ACID	-		-		-		-		-		-		-	
ACETONE	-		-		-		-		-		-		-	
ALUMINIUM CHLORIDE	+		+		-		-		+		+		-	
AMMONIA CONC.	-		-		-		100	+	-		-		100	+
AMMONIA	/		/		/		40	+	/		/		40	+
AMMONIUM CHLORIDE	+		+		-		-		+		+		1	+
AMYL ALCOHOL	/		+		/		-		/		+		-	
ANILINE	-		/		-		10	/	-		/		10	/
BEER	+		+		/		-		+		+		+	
BENZENE	-		/		-		10	/	-		/		10	/
BENZOIC ACID	Sat.	/	+		-		10	/	Sat.	/	+		10	/
BENZOL	-		/		-		-		-		/		-	
BORIC ACID	+		Sat.	+	-		5	+	+		Sat.	+	5	+
BRINE	/		-		-		-		/		-		-	
BUTTER	+		+		/		-		+		+		+	
BUTYL ALCOHOL	/		+		/		-		/		+		-	
BUTYRIC ACID	-		+		-		5	+	-		+		5	+
CALCIUM CHLORIDE	+		50	+	-		10	/	+		50	+	-	
CARBON SULPHIDE	-		+		-		-		-		+		-	
CARBON TETRACHLORIDE	-		-		-		-		-		-		-	
CAUSTIC SODA	/		45	+	-		-		/		45	+	-	
CHEESE	-		+		-		+		-		+		+	
CHLORINATED WATER	-		-		-		-		-		-		-	
CHLOROFORM	-		/		-		/		-		/		/	
CHOCOLATE	+		+		/		+		+		+		+	
CITRIC ACID	10	/	10	+	-		-		10	/	10	+	-	
COPPER SULPHATE	+		+		-		5	+	+		+		5	+
DISTILLED WATER	+		+		-		-		+		+		-	
ETHYL ACETATE	-		-		-		/		-		-		100	/
ETHYL ALCOHOL	/		+		/		/		/		+		/	
ETHYL CHLORIDE	-		-		-		-		-		-		+	
ETHYL ETHER	-		-		-		/		-		-		/	
FERRIC CHLORIDE	+		+		-		-		+		+		-	
FOOD FATS	+		+		+		+		+		+		+	
FOOD OILS	+		+		+		+		+		+		+	
FORMALDEHYDE	-		40	+	-		/		-		40	+	/	
FORMIC ACID	-		+		-		-		-		+		-	
FREON 12	+		/		-		-		+		/		-	
FRESH WATER	+		+		-		-		+		+		-	
FRUIT JUICES	+		+		-		+		+		+		+	
GASOLINE	/		/		/		-		/		/		-	
GLYCERINE	+		+		-		/		+		+		/	
HYDROCHLORIC ACID	10	-	30	+	-		-		10	-	30	+	-	
HYDROCHLORIC ACID	2	-	2	+	-		-		2	-	2	+	-	
HYDROFLUORIC ACID	40	-	40	+	-		-		40	-	40	+	-	
HYDROGEN PEROXIDE	3	-	30	+	-		/		3	-	30	+	/	
IODINE	-		-		-		-		-		-		-	
LACTIC ACID	+		+		-		-		+		+		-	
LINSEED OIL	+		+		+		+		+		+		-	
MAGNESIUM CHLORIDE	+		Sat.	+	-		-		+		Sat.	+	-	
MERCURY	+		+		-		100	/	+		+		100	/
METHYL ALCOHOL	/		/		/		/		/		/		/	
METHYLENE CHLORIDE	-		/		-		-		-		/		-	
MILK	+		+		/		+		+		+		/	
MINERAL OILS	+		+		+		+		+		+		+	

Resistance against chemical agents

CHEMICAL AGENT	UCP/CM - UCP/C - UCP/CSM - UCP/CS UCFL/CM - UCFL/C - UCFL/CSM UCFL/CS - UCFL/CM - UCFL/C - SUCF/CM SUCF/C - UCF/CSM - UCF/CS - HCF/CM HCF/C - SHCF/CM - SHCF/C - UCFC/C				UCP - UCFL - UCF - SUCF HCF - SHCF - UCFC				FL - F - SF - FC				SBF				
	Housing in PA FV		Housing in PP FV		Housing in PA FV		Housing in PP FV		Housing in PA FV		Housing in PP FV		Housing in Stainless steel				
	Conc.%	23° C	Conc.%	23° C	Conc.%	23° C	Conc.%	23° C	Conc.%	23° C	Conc.%	23° C	Conc.%	23° C			
MUSTARD		-		+		-					-		+				
NITRIC ACID	10	-		+		-		10	/		10	-		+		10	/
OLEIC ACID		/		/		-		10	/		/		/		/	10	/
PARAFFIN		+		/		/					+		/				
PETROLEUM ETHER		-				-		/			-						/
PETROLEUM		+		/		/					+		/				
PHENOL		-		+		-					-		+				
PHOSFORIC ACID	10	-		85	+		-	1	+		10	-		85	+	1	+
POTASSIUM HYDROXIDE		/				-					/						
SEA WATER		+		+		-					+		+				
SILICONE OIL		+		+		+			+		+		+				+
SILVER NITRATE		/		+				10	/		/		+		10	/	
SOAP AND WATER		+		+		/					+		+				
SODIUM CARBONATE		+		+				5	+		+		+		5	+	
SODIUM CHLORIDE		+		Sat.	+				/		+		Sat.	+		/	
SODIUM HYDROXIDE		/									/						
SODIUM HYPOCHLORITE		-		5	+		-		-		-		5	+		-	
SODIUM SILICATE		+									+						
SODIUM SULPHATE		+		+					-		+		+			-	
SOFT DRINKS		+		+		/					+		+				
SUDS		+		+		/			+		+		+			+	
SULPHURIC ACID		-		95	+		-		-		-		95	+		-	
TARTARIC ACID		+		+		-					+		+				
TETRALINE		-		-		-			-		-		-				
TINCTURE OF IODINE		-				-					-						
TRANSFORMER OIL		+		/		/		/			+		/				
TRICHLOROETHYLENE		-		/		-					-		/				
TURPENTINE		-		-		-					-		-				
VASELINE		+		+		+		+			+		+		+		+
VEGETABLE JUICES		+		+		/		+			+		+		+		+
VEGETABLE OILS		+		+		+		+			+		+		+		+
VINEGAR		/		-		-		+			/		-		+		+
WHISKY		+		+		/		+			+		+		+		+
WINE		+		+		/		+			+		+		+		+
XIOL		-		-		-			-		-		-				
ZINC CHLORIDE		/		+				10	-		/		+		10	-	

Abbreviations: Sat. = saturated.


Legend..

- + = Good resistance.
- / = Fairly good resistance (limited use depending on working conditions).
- = Poor resistance (not recommended).

N.B. Where tests have not been carried out the spaces are left blank.

The data shown in this table..

are taken from laboratory tests, performed on unstrained test samples. It should be considered as purely indicative since material behaviour under real working conditions depends on different factors: temperature, concentration of the chemical agent, quick or long-lasting effect of the chemical agent.



MatTop®

Solid Top chains.
Perforated Top chains.
Raised Top chains.
Vacuum chains.
Sprockets and idler wheels.
Accessories.



TableTop®

Steel TableTop® and PlateTop chains.
Thermoplastic TableTop® and PlateTop chains.
Chains for incline conveyors.
Gripper chains.
Case conveyor chains.
Multiflex chains.
Low backline pressure chains.
Special chains.
Corner tracks and straight tracks.
Sprockets and idler wheels.
Accessories.



Conveyor Components

Chain guide profiles,
Corner tracks and straight tracks,
Roller guides for chain return,
Serpentine guides for chain return,
Expansion plugs for sides connection,
Side mounting top brackets,
Bearing heads, Support bases,
Connecting joints,
Product guides, Guide rail clamps,
Guide rail brackets, Connecting clamps,
Hinges, Locks and handles,
Tightening elements, Sliding rollers
Winding tensioners, Nozzles,
Cable carriage chains, Split shaft collars.



Levelling Elements

Thermoplastic, steel and stainless steel supporting feet.
Vibration absorbing feet.
Fixed feet.
Articulated feet with or without mounting holes.
Threaded bushes for tubes.



SALES OFFICES:

Austria	- Wien
Denmark	- Copenhagen
France	- Paris-Lyon
Germany	- Betzdorf (with distribution centre) - Düsseldorf - Siegen - Stuttgart
Italy	- Correggio (with distribution centre)
Netherlands	- 's-Gravenzande (with distribution centre)
Canada	- Edmonton - Montreal - Toronto - Vancouver
United States	- Atlanta (GA) - Columbus (OH) - Dallas (TX) - Fresno (CA) - Grafton (WI)
Mexico	- Cordoba - Guadalajara - Mexico City - Queretaro
Brazil	- Sao Leopoldo - Sao Paulo
Australia	- Melbourne - Sydney
Singapore	- Singapore
China	- Shanghai



Rexnord Marbett s.p.A.

Italy

Via della Costituzione, 45
42015 Correggio (RE)

Tel. 0522 - 639333

Fax 0522 - 637778

E-mail info@rexnordmarbett.it

Internet www.rexnordmarbett.com

MCC Nederland b.v.

P.O. Box 112

2690 AC 's-Gravenzande

The Netherlands

Phone 0174 - 445111

Fax 0174 - 445222

E-mail mcc@euronet.nl

Internet www.mcc-nl.nl