

SIEMENS

ALPHA Small Distribution Boards and Distribution Boards

Catalog ET A1 • 2003

Invalid: Catalog ET A1 • 2002
Catalog ET News • 02/2003



The products contained in this catalog are also available on the ET 01 Interactive Catalog CA 01 (CD-ROM)
Order No.:
E86060-D4001-A100-C1 (in German)
E86060-D4001-A100-C1-7600 (in English)



The products contained in this catalog are manufactured in compliance with a quality management system certified by the BVQI and according to DIN EN ISO 9001:1994 (certificate number 30605).

© Siemens AG 2003

ALPHA Small Distribution Boards SIMBOX 63/SIMBOX WP

ALPHA Distribution Boards

ALPHA 160 - DIN
wall-mounted distribution boards

ALPHA 400 - DIN
wall-mounted distribution boards

ALPHA 630 - DIN
wall-mounted distribution boards

ALPHA Modular Distribution Boards


ALPHA modular distribution boards

ALPHA Meter Cabinets

ALPHA 400-ZS

Planning and Configuration

Annex




ALPHA distribution boards

Our comprehensive ALPHA distribution boards range provides all the components you need for fast and safe power distribution – with small distribution boards, meter cabinets, wall- and floor-mounted distribution boards and side-by-side cabinets. The ALPHA Fix terminal blocks for the standard mounting rail are used in both distribution boards and switch-gear cabinets.



BETA protect (circuit-protection devices)

The BETA devices cover all aspects of safety with a comprehensive protection concept and optimally coordinated components: fuse systems, miniature circuit-breakers, residual current protective devices, lightning arresters and surge arresters; supplemented by additional components.



BETA control (switch and control devices)

Our complete electrical installation technology for switching and control functions in buildings and plants covers switches, switching and time switching devices, as well as measuring and monitoring devices and signaling units. This facilitates implementation of uniform solutions with regard to load and power management.



GAMMA building management systems

If you are seeking to increase home safety and comfort and save energy at the same time – then you need intelligent building management systems with Siemens instabus. The 2-wire instabus EIB cable enables modern control of virtually all electrical functions found in conventional households. The control of lighting and shutters are classic examples of such functions. However, the Siemens instabus is extremely flexible and also offers much more.



DELTA switches and outlets

The DELTA switch and outlet range combines a wide range of different design interfaces with innovative and safe technology. And because the operator interfaces are simple to interchange, you can continue to enjoy complete safety – even when your taste or the environment changes.

A to Z

Siemens electrical installation: the world of electrical installation technology

These days, it's hard to imagine daily life without electricity. In order to enable the danger-free and user-friendly use of electricity, modern electrical switching and installation technology is an essential requirement.

Innovative from the outset

The Siemens electrical installation technology group has been working in this sector for more than 110 years and we are constantly developing new products – innovations, which make the use of electricity increasingly safer and more cost effective. Ideal for residential, non-residential or industrial buildings. In accordance with all internationally valid regulations and standards. Using new technologies, such as instabus EIB, we have opened up whole new worlds of possibilities in the area of private housing. In addition, we are also building bridges between factory automation and building management in the industrial and non-residential building sector.

Quality you can rely on

All our products are subject to the most rigorous quality specifications during production and testing. And we ensure strict compliance with these specifications in order to offer our customers nothing but the very best. Our numerous certificates are further confirmation of our endeavors in this respect. The quality of a product is largely determined in its development phase. From the very outset, reliability demands and the accompanying quality assurance measures are defined and incorporated in the design. The first quality inspections are already run on the pilot and test series.




ALPHA distribution boards and terminal blocks offer solutions in all areas:



Industrial buildings



Non-residential buildings



Residential buildings

Electrical installations from Regensburg and across the globe

Our factory in Regensburg

The Regensburg device factory is now one of the world's leading manufacturers of installation devices and systems. Since its founding in 1948, it has become one of the largest employers of the region and currently boasts a staff of around 1,500 employees. Development is carried out using cutting edge tools, such as CAD, simulation and automated laboratory equipment. It goes without saying that our devices offer complete electromagnetic compatibility as the proportion of electronic devices in electrical installation technology is constantly on the increase. This is particularly noticeable in building management systems. Our products are subject to the harshest conditions: the technology used is tried and tested and ensures complete functional reliability. Circuit-breakers must comply with national and international regulations. During testing, our devices are subjected to considerably higher demands than those defined in the regulations. For our customers, this means rugged and long-lasting devices that provide maximum reliability and ease of operation.

Environmentally friendly products

In order to preserve our natural resources, the protection of our natural environment has become a crucial task. For this reason we feel we have an obligation to preserve the environment as best we can and use natural resources sparingly.

An environmentally friendly product design is an elementary and integral part of product development at A&D ET. This covers all phases of a product's life, beginning with the selection of materials with the lowest possible emission levels, through resource-friendly usage, to the development of suitable recycling strategies. However, integration of the suppliers and the appropriate marketing tools are also aspects of an environmentally friendly product design.



El Paso (USA)
Juarez (USA)



Branches worldwide

The products developed here are not just manufactured in Regensburg (and Passau), but worldwide in our factories across the globe. These products (and systems) prove their capability, quality and reliability on a daily basis.

Services

Always up-to-date – high quality training

Knowledge is the key to success: our seminars help you create the basis for a successful business.

In our modern training center in Regensburg – the first one to be certified by EIBA – or at a range of other locations, our expert training staff will help you acquire the necessary theoretical and practical know-how to succeed. Clearly structured and with multimedia teaching tools. Available in German and English.

Step-by-step, you will be familiarized with Siemens instabus applications – from configuration, commissioning and assembly, through to the implementation of sophisticated customer solutions.

Please note: our seminars cover all levels and are designed to meet all requirements. From PC beginner courses through to special courses for instabus experts. Our individual support guarantees a successful seminar: the courses are for a limited number of participants and optimum attention is paid to your individual requirements – for maximum success and a minimum investment of your valuable time. If required, we can also hold in-house courses at your company's premises.

Please do not hesitate to contact us.

Tel.: +49 (0)941 790 2950

E-Mail: rosie.viertler@siemens.com



Training and sales advice

Save time with planning aids

Whether you are an installation engineer, planner or switchgear engineer – we have tools that help you plan the layout of your distribution boards and meter cabinets. And that gives you more time to spend on other projects.



ALPHA configuration software

Comprehensive service and support

You can rely on Siemens technology – as well as on our service and support. We offer support in all matters: from the planning of your electrical installation technology, through training, to marketing, advertising and public relations.

Tel.: +49 (0)9131 7 43833

Fax: +49 (0)9131 7 42899

E-Mail: technical-assistance@siemens.com



Personal support

Information materials and contacts

If you require any further information, we have a wide range of information material for you and your customers: an overview of our versatile switches and outlets, our building management systems and our modular installation devices and distribution boards. If you have any further queries, requirements or suggestions: just call.

Tel.: +49 (0)9131 7 43833

[www.siemens.de/
installationstechnik](http://www.siemens.de/installationstechnik)



Comprehensive information material for you and your customers

Power distribution from A to Z



ALPHA
modular distribution
boards



ALPHA 630 - DIN
floor-mounted distribution boards
as main/sub-distribution boards

ALPHA distribution boards offer solutions in all areas:


Industrial buildings



Non-residential buildings



Residential buildings



Information on these products is available in the
stated catalogs or on the internet under
www.siemens.de/alpha





ALPHA 400 - DIN
wall-mounted distribution boards
as sub-distribution boards



ALPHA 160 - DIN
wall-mounted distribution boards
as sub-distribution boards



SIMBOX 63
SIMBOX WP
small distribution boards



ALPHA 400-ZS
meter cabinets
see also regional catalogs ET A2

ALPHA



■ Before you
hit the roof ...

A

... check out
ALPHA distribution boards:

- Intelligent technology that cleans up your act



ALPHA



**SIMBOX 63/
SIMBOX WP**



**ALPHA 400 - DIN
wall-mounted distribution boards**



**ALPHA 160 - DIN
wall-mounted
distribution boards**



**ALPHA 630 - DIN
floor-mounted distribution boards**



**ALPHA
modular distribution boards**



**ALPHA 400-ZS
meter cabinets**

Our ALPHA distribution boards

Greater flexibility in the installation of power, communications and data lines in buildings means a higher value of those installations for power distribution and communications. We've developed a concept for this with fully coordinated technology and

design: our ALPHA distribution board line includes wall- and floor-mounted types. Everything has been designed with ease of handling and assembly in mind, not to mention savings in time and money.

Overview of ALPHA small distribution boards and distribution boards

	Rated current	Safety class		Surface mount. distribution board	Flush mount. distribution board	Degree of protection					Device mounting depth mm	
		1	2			IP30	IP31	IP43	IP55	IP65		
Small distribution boards												
SIMBOX 63	63		•	•	•	•						55, 70
SIMBOX WP	63		•	•							•	55,70
Distribution boards												
ALPHA 160 - DIN wall-mounted distribution boards											Cabinet depth mm	
Partially equ. distr. board	160		•	•	•		•	•				140
Unequipped distr. board	160		•	•	•		•	•				140
ALPHA 400 - DIN wall-mounted distribution boards												
Unequipped distr. board												
Fiat Pack	400	•	•	•				•				210
Pre-assembled	400	•	•	•	•		•	•	•			210 210 210
ALPHA 630 - DIN floor-mounted distribution boards												
Unequipped distr. board												
Fiat Pack	630	•	•	•				•				210
Pre-assembled	630	•	•	•				•	•			210, 250, 320
ALPHA modular distribution boards												
Unequipped distr. board	1600	•									•	400, 600
Pre-assembled												
ALPHA 400-ZS meter cabinets												
ALPHA 400-ZS	See regional catalogs											



1

ALPHA Small Distribution Boards SIMBOX 63/SIMBOX WP

SIMBOX 63

1/4	Introduction
1/5	Flush mounting distribution boards
1/6	Hollow-wall distribution boards
1/7	Surface mounting distribution boards
1/7	Hood-type distribution boards
1/8	Accessories
1/9	Dimension drawings

SIMBOX WP

1/11	Introduction
1/12	Surface mounting distribution boards
1/12	Accessories
1/13	Dimension drawings





Fast and precise.

Our small distribution board offers big advantages

Uniform in one to four row design, suitable for surface or flush mounting - that's the SIMBOX® 63 small distribution board. In high demand thanks to its slim design, it can be used both in residential and non-residential buildings as well as in schools,

commercial buildings and stores in the vicinity of the corresponding load center. Its sliding flange is unique: the flexible teeth automatically surround the inserted cables.

On site and on the spot.

ALPHA small distribution boards



There are some places where dirt, dust and water are the order of the day - like carwashes, woodshops or in agriculture.

■ For these applications, you need distribution boards that can bear even the roughest ambient conditions - like the small

distribution board SIMBOX WP.

■ It features degree of protection IP65, and is safe from dust and splashed water - outside and inside.

SIMBOX 63/SIMBOX WP

SIMBOX 63 Introduction

Overview

- Small distribution boards for modular installation devices with 55 and 55 to 70 mm device mounting depths
- Modular width 1 MW $\hat{=}$ 18 mm
- Cutout height in the cover for shock protection: 45 mm.

System advantages

- Guided by soft and flexible teeth which fold themselves around the cables in the plug-in, latching sliding flange, the cables are easily fed into the enlarged terminal compartment.
- The plug-in N/PE terminal strip is designed in strain-relief clamping technique with pressure plate. The 1- and 2-row small distribution boards have 12 x 1.5 to 10 mm² and 4 x 1.5 to 25 mm² clamping points for N and PE. The 3- and 4-row designs include an N and a PE terminal bar each for the distribution board. In this case, 18 x 1.5 to 10 mm² and 6 x 1.5 to 25 mm² terminals are available.
- For modular device designs up to 70 mm device mounting depth, the wiring space behind the standard mounting rails has been enlarged to 12 mm.
- The sheet-steel door and its handle in modern design enable fast and concealed lock installation.
- The mechanical locking device in the frame ensures safe closing of the door.
- The raised masking frame has a high mechanical rigidity.
- Double-layer wall recessed boxes made of impact-resistant plastic as well as masking frames and doors made of electrogalvanized sheet steel with powder coating offer high protection against mechanical stress.
- The equipment racks are made of impact-resistant plastic ensuring high dimensional stability.
- The standard mounting rails can be equipped prior to installation in the wall recessed boxes.
- The combination of sheet steel and plastic provides the highest possible degree of safety for the electrician or user.

Area of application

Small distribution boards are suitable as sub-distribution boards or floor panel boards for all applications in electrical building installation. Owing to their small mounting depth, they can be used in residential and non-residential buildings as well as in schools, commercial buildings and shops close to the respective load centers.

Special applications

Thanks to the second series with 12 to 48 modular widths (MW), SIMBOX 63 small distribution boards are suitable for modular installation devices with a 55 mm device mounting depth for flush mounting into wall recesses with a mere depth of 68 mm, i.e. they can also be fitted into recesses laid of standard bricks in size NF DIN 105 without requiring any chiseling work.

Design

Equipment

The distribution boards can be equipped with modular installation devices, such as MCBs and RCCBs, up to a device mounting depth of 55 mm or 70 mm for snap-on fixing on the 35 mm x 7.5 mm standard mounting rails according to EN 60715.

Each row can be fitted with devices up to 12 modular widths. For the 3- and 4-row designs, the upper and lower row can be extended to 13 modular widths by cutting out knockouts in the cover for shock protection.

Technical data

Rated current	A	up to 63
Rated voltage	V AC	400
Degree of protection		IP30
Safety class		2 (total insulation)
Color		pure white RAL 9010

Standards

SIMBOX 63 small distribution boards comply with DIN VDE 0603, DIN 43871 as well as EN 60439-3.

Designs

Small distribution boards for flush mounting, hollow-wall, surface mounting and hood-type distribution boards (without door) are available in 1- to 4-row design; hood-type distribution boards with door are only available in 1- to 3-row design.

SIMBOX 63 flush mounting distribution boards

Benefits

- According to DIN VDE 0603, DIN 43871 as well as EN 60439-3
- Degree of protection IP30
- Safety class 2 (total insulation)
- Mounting rail spacing 125 mm, standard mounting rails 35 mm x 7.5 according to EN 60715
- With sliding flanges and N/PE terminals with strain-relief clamping technique
- Flush mounting distribution boards can be ordered in single parts according to building schedule
- Color pure white RAL 9010

Selection and ordering data

Design	External dimensions H x W mm	Recess dimensions H x W x D mm	Rows x MW	Order No.	Price 1 item	Price group	Weight 1 item kg	Pack. unit Items
--------	------------------------------------	--------------------------------------	-----------	-----------	-----------------	-------------	------------------------	------------------------

For 55 mm device mounting depth

Flush mounting distribution boards complete with door



1-row	311 x 361	290 x 333 x 65	1 x 12	8GB5 631	032	2.280	1
2-row	436 x 361	415 x 333 x 65	2 x 12	8GB5 632	032	3.070	1
3-row	581 x 361	560 x 333 x 65	3 x 12 ¹⁾	8GB5 633	032	3.950	1
4-row	706 x 361	685 x 333 x 65	4 x 12 ¹⁾	8GB5 634	032	4.720	1

Wall recessed box

(incl. N/PE terminals, sliding flanges and plastic covers)



1-row	303 x 347	290 x 333 x 65		8GB4 501	032	0.760	1
2-row	428 x 347	415 x 333 x 65		8GB4 502	032	0.940	1
3-row	573 x 347	560 x 333 x 65		8GB4 503	032	1.220	1
4-row	698 x 347	685 x 333 x 65		8GB4 504	032	1.310	1

Note: Wall recessed boxes and distribution board kits can be ordered as single parts.

Distribution board kit

consists of equipment rack with cover for shock protection, masking frame with door



1-row	311 x 361		1 x 12	8GB5 635	032	1.560	1
2-row	436 x 361		2 x 12	8GB5 636	032	2.225	1
3-row	581 x 361		3 x 12 ¹⁾	8GB5 637	032	2.740	1
4-row	706 x 361		4 x 12 ¹⁾	8GB5 638	032	3.350	1

For up to 70 mm device mounting depth

Flush mounting distribution boards complete with door



1-row	311 x 361	290 x 333 x 92	1 x 12	8GB5 651	032	2.370	1
2-row	436 x 361	415 x 333 x 92	2 x 12	8GB5 652	032	3.190	1
3-row	581 x 361	560 x 333 x 92	3 x 12 ¹⁾	8GB5 653	032	4.110	1
4-row	706 x 361	685 x 333 x 92	4 x 12 ¹⁾	8GB5 654	032	4.920	1

Wall recessed box

(incl. N/PE terminals, sliding flanges and plastic covers)



1-row	303 x 347	290 x 333 x 92		8GB4 521	032	0.790	1
2-row	428 x 347	415 x 333 x 92		8GB4 522	032	0.995	1
3-row	573 x 347	560 x 333 x 92		8GB4 523	032	1.325	1
4-row	698 x 347	685 x 333 x 92		8GB4 524	032	1.490	1

Note: Wall recessed boxes and distribution board kits can be ordered as single parts.

Distribution board kit

consists of equipment rack with cover for shock protection, masking frame with door



1-row	311 x 361		1 x 12	8GB5 655	032	1.650	1
2-row	436 x 361		2 x 12	8GB5 656	032	2.345	1
3-row	581 x 361		3 x 12 ¹⁾	8GB5 657	032	2.900	1
4-row	706 x 361		4 x 12 ¹⁾	8GB5 658	032	3.550	1

For accessories, please refer to page 1/8.
For dimension drawings, please refer to page 1/9.

1) For 3- and 4-row distribution boards the upper and lower row can be cut to 13 MW.







SIMBOX 63/SIMBOX WP

SIMBOX 63 hollow-wall distribution boards

Benefits

- According to DIN VDE 0603, DIN 43871 as well as EN 60439-3, with flame-retardant hollow-wall boxes
- Degree of protection IP30
- Safety class 2 (total insulation)
- Mounting rail spacing 125 mm, standard mounting rails 35 mm x 7.5 mm acc. to EN 60715
- With sliding flanges and N/PE terminals in strain-relief clamping technique
- Cable binders for strain relief are enclosed
- Hollow-wall distribution boards can be ordered in single parts according to the building schedule
- Color pure white RAL 9010

Selection and ordering data

Design	External dimensions H x W mm	Recess dimensions H x W x D mm	Rows x MW	Order No.	Price 1 item	Price group	Weight 1 item kg	Pack. unit Items
For 55 mm device mounting depth								
Hollow-wall distribution boards complete with door								
	1-row	311 x 361	290 x 333 x 65	1 x 12	8GB5 641	032	2.230	1
	2-row	436 x 361	415 x 333 x 65	2 x 12	8GB5 642	032	2.990	1
	3-row	581 x 361	560 x 333 x 65	3 x 12 ¹⁾	8GB5 643	032	3.810	1
	4-row	706 x 361	685 x 333 x 65	4 x 12 ¹⁾	8GB5 644	032	4.550	1
Hollow-wall box, flame-retardant (incl. N/PE terminals and sliding flanges)								
	1-row	303 x 347	290 x 333 x 65		8GB4 511	032	0.690	1
	2-row	428 x 347	415 x 333 x 65		8GB4 512	032	0.835	1
	3-row	573 x 347	560 x 333 x 65		8GB4 513	032	1.080	1
	4-row	698 x 347	685 x 333 x 65		8GB4 514	032	1.130	1
Note: Wall recessed boxes and distribution board kits can be ordered as single parts.								
Distribution board kit consists of equipment rack with cover for shock protection, masking frame with door								
	1-row	311 x 361		1 x 12	8GB5 645	032	1.485	1
	2-row	436 x 361		2 x 12	8GB5 646	032	2.045	1
	3-row	581 x 361		3 x 12 ¹⁾	8GB5 647	032	2.575	1
	4-row	706 x 361		4 x 12 ¹⁾	8GB5 648	032	3.180	1
For up to 70 mm device mounting depth								
Hollow-wall distribution boards complete with door								
	1-row	311 x 361	290 x 333 x 92	1 x 12	8GB5 671	032	2.320	1
	2-row	436 x 361	415 x 333 x 92	2 x 12	8GB5 672	032	3.110	1
	3-row	581 x 361	560 x 333 x 92	3 x 12 ¹⁾	8GB5 673	032	3.970	1
	4-row	706 x 361	685 x 333 x 92	4 x 12 ¹⁾	8GB5 674	032	4.750	1
Hollow-wall box, flame-retardant (incl. N/PE terminals and sliding flanges)								
	1-row	303 x 347	290 x 333 x 92		8GB4 531	032	0.720	1
	2-row	428 x 347	415 x 333 x 92		8GB4 532	032	0.890	1
	3-row	573 x 347	560 x 333 x 92		8GB4 533	032	1.180	1
	4-row	698 x 347	685 x 333 x 92		8GB4 534	032	1.310	1
Note: Wall recessed boxes and distribution board kits can be ordered as single parts.								
Distribution board kit consists of equipment rack with cover for shock protection, masking frame with door								
	1-row	311 x 361		1 x 12	8GB5 675	032	1.575	1
	2-row	436 x 361		2 x 12	8GB5 676	032	2.166	1
	3-row	581 x 361		3 x 12 ¹⁾	8GB5 677	032	2.735	1
	4-row	706 x 361		4 x 12 ¹⁾	8GB5 678	032	3.380	1

For accessories, please refer to page 1/8.

For dimension drawings, please refer to page 1/9.









1) For 3- and 4-row distribution boards the upper and lower row can be cut to 13 MW.

SIMBOX 63 surface mounting and hood-type distribution boards

Benefits

- According to DIN VDE 0603, DIN 43871 and EN 60439-3
- Safety class 2 (total insulation)
- Mounting rail spacing 125 mm, standard mounting rails 35 mm x 7.5 mm acc. to EN 60715
- N/PE terminals in strain-relief clamping technique
- Color pure white RAL 9010

Selection and ordering data

Design	External dimensions H x W x D	Rows x MW	Order No.	Price	Price group	Weight 1 item	Pack. unit
	mm			1 item		kg	Items
For 55 mm device mounting depth							
Surface mounting distribution boards complete with door							
	1-row	272 x 342 x 72.5	1 x 12	8GB5 741	032	1.210	1
	2-row	397 x 342 x 72.5	2 x 12	8GB5 742	032	1.860	1
	3-row	542 x 342 x 72.5	3 x 12 ¹⁾	8GB5 743	032	2.580	1
	4-row	667 x 342 x 72.5	4 x 12 ¹⁾	8GB5 744	032	3.350	1
For up to 70 mm device mounting depth							
Surface mounting distribution boards complete with transparent door window							
	1-row	272 x 342 x 85	1 x 12	8GB5 751	032	1.650	1
	2-row	397 x 342 x 85	2 x 12	8GB5 752	032	2.000	1
	3-row	542 x 342 x 85	3 x 12 ¹⁾	8GB5 753	032	2.950	1
	4-row	667 x 342 x 85	4 x 12 ¹⁾	8GB5 754	032	3.350	1
Hood-type distribution boards without door							
	1-row	221 x 275 x 74	1 x 12 ¹⁾	8GB5 775	032	0.750	1
	2-row	346 x 275 x 74	2 x 12 ¹⁾	8GB5 776	032	1.070	1
	3-row	491 x 275 x 74	3 x 12 ¹⁾	8GB5 777	032	1.450	1
	4-row	616 x 275 x 74	4 x 12 ¹⁾	8GB5 778	032	1.850	1
Door kit, including screws and hinges							
<u>Door pure white RAL 9010</u>				1 set		1 set	
	1-row			8GB4 401	032	0.210	1 set
	2-row			8GB4 402	032	0.310	1 set
	3-row			8GB4 403	032	0.450	1 set
<u>Transparent door, smoke-topaz</u>							
	1-row			8GB4 405	032	0.210	1
	2-row			8GB4 406	032	0.310	1
	3-row			8GB4 407	032	0.450	1
Transparent door for cutouts, 12 MW per row							
	Snap lock		pure white	8GB4 388	032	0.127	1
	Snap lock, sealable		pure white	8GB4 387	032	0.127	1
Hood-type distribution boards complete with door							
<u>Door pure white RAL 9010</u>							
	1-row	211 x 275 x 100	1 x 12 ¹⁾	8GB5 761	032	0.770	1
	2-row	346 x 275 x 100	2 x 12 ¹⁾	8GB5 762	032	1.100	1
	3-row	491 x 275 x 100	3 x 12 ¹⁾	8GB5 763	032	1.495	1
<u>Transparent door, smoke-topaz</u>							
	1-row	221 x 275 x 100	1 x 12 ¹⁾	8GB5 765	032	0.770	1
	2-row	346 x 275 x 100	2 x 12 ¹⁾	8GB5 766	032	1.100	1
	3-row	491 x 275 x 100	3 x 12 ¹⁾	8GB5 767	032	1.495	1









For accessories, please refer to page 1/8.
For dimension drawings, please refer to pages 1/9 and 1/10.

1) For 3- and 4-row distribution boards the upper and lower row can be cut to 13 MW.

SIMBOX 63/SIMBOX WP

SIMBOX 63 flush, hollow-wall, surface mounting and hood-type distribution boards

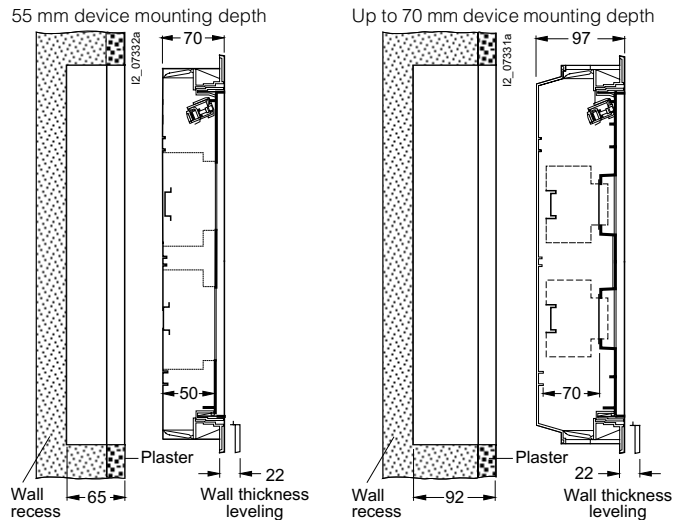
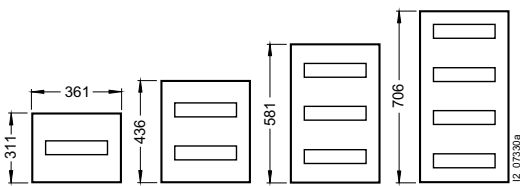
Accessories

Design	Order No.	Price	Price group	Weight 1 item	Pack. unit
		1 item		kg	Items
 <p>Blanking strips for 1- to 4-row distribution boards, for 14 modular widths, with bent support</p> <p style="text-align: right;">pure white gray</p>	8GB4 683 8GB4 671		032 032	0.042 0.042	1 1
 <p>N/PE terminal strip for 1- to 4-row distribution boards, for dividing the neutral conductor to 2 residual current operated circuit-breakers, with 30 clamping points 4 mm² and 6 clamping points 16 mm²</p>	8GB6 224		032	0.190	1
 <p>Door lock for flush, hollow-wall and surface mounting distribution boards, with key (19 different tumbler arrangements possible, on request)</p>	8GB4 577	1 set	032	0.018	1 set
 <p>Spare key (The key number is required for ordering)</p>	8GB4 580		032	0.006	1
 <p>Door locking kit for hood-type distribution boards with key</p> <p style="text-align: right;">pure white</p>	8GB4 378	1 set	032	0.015	1 set
<p>Partitions 3-row vertical 4-row vertical 3- and 4-row horizontal</p>	8GB4 381 8GB4 382 8GB4 383		032 032 032	0.044 0.056 0.032	1 1 1
 <p>Sleeve for cable routing and for mechanical joining of wall recessed boxes or hollow-wall cases</p>	8GB4 584		032	0.014	1
 <p>Wall anchor for fixing wall recessed boxes or hollow-wall cases, 2 sets are required per wall recessed box or hollow-wall case (1 set = 2 items)</p>	8GB4 100	1 set	032	0.028	1 set
 <p>RCCB terminal for 1- to 4-row distribution boards, for dividing the neutral conductor to 2 residual current operated circuit-breakers, with 3 x 1.5 to 10 mm²/1 x 1.5 to 25 mm² clamping points, for mounting in wall recessed boxes or hollow-wall cases as well as for snapping onto a standard mounting rail</p>	8GB4 576		032	0.026	1

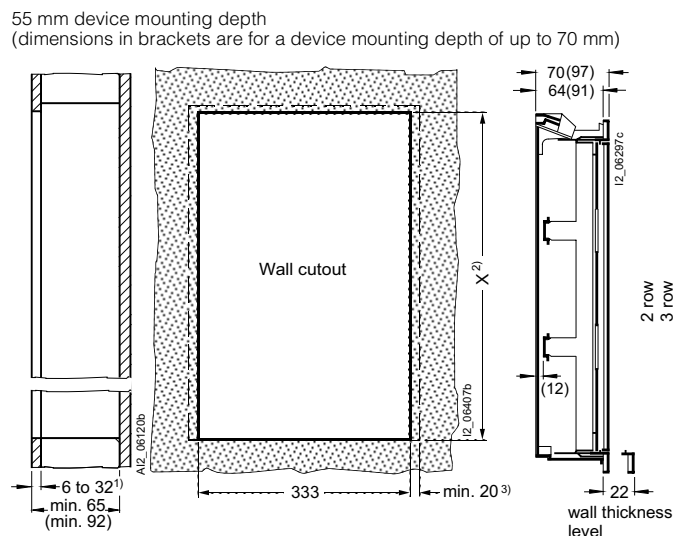
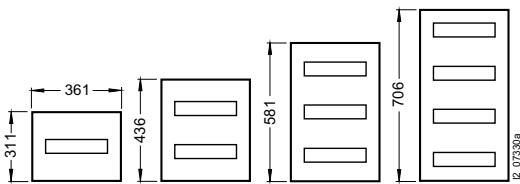
SIMBOX 63 flush, hollow-wall and surface mounting distribution boards

Dimension drawings

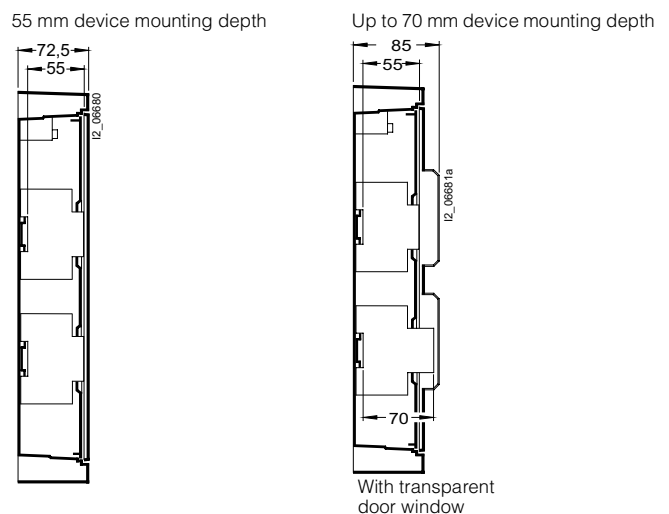
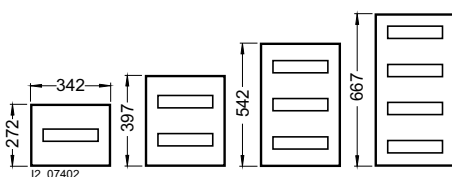
Flush mounting distribution boards



Hollow-wall distribution boards



Surface mounting distribution boards



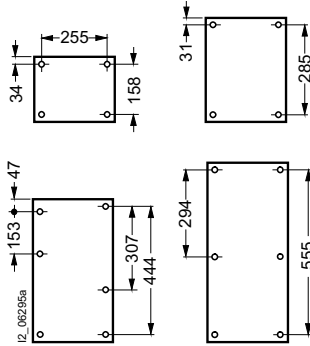
- 1) Slab thickness.
- 2) Minimum clearance 1-row 290 mm, 2-row 415 mm, 3-row 560 mm, 4-row 685 mm.
- 3) Required clearance for swinging out the fixing claws.

SIMBOX 63/SIMBOX WP

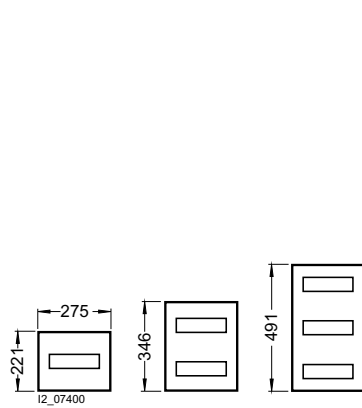
SIMBOX 63 hood-type distribution boards

Dimension drawings

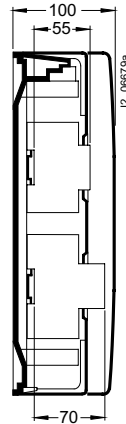
Mounting dimensions



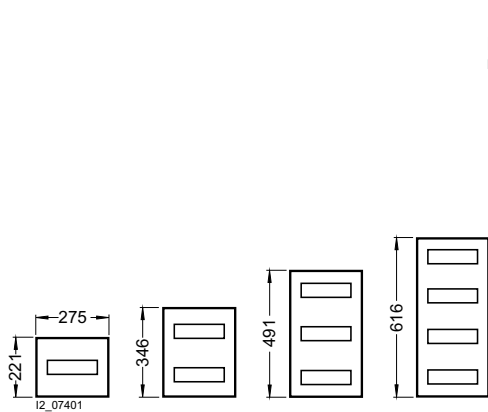
Hood-type distribution board with door



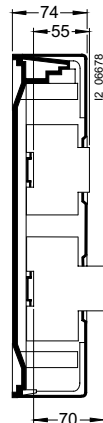
11 mm wiring space behind the standard mounting rails



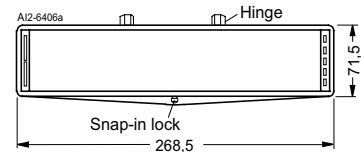
Hood-type distribution board without door



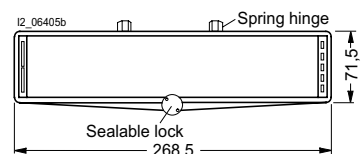
11 mm wiring space behind the standard mounting rails



Transparent door, snap-in



Transparent door, sealable



Overview

- Small distribution boards for modular installation devices with 55 mm to 70 mm device mounting depths
- Modular width 1 MW \cong 18 mm

System advantages

- With the 3 special designs made particularly for the German market, the small distribution boards are equipped with insulated N/PE terminal strips and a two-component flange as standard.
- For the other 8 designs, the terminal strips can be ordered from the accessories range. The casings are drilled open for conduit or cable entry.
- The wiring space behind the standard mounting rail is 15 mm to 48 mm, ensuring fast and uncomplicated wiring.

- The extremely robust transparent door can additionally be equipped with a lock which is also available as accessory. The door can be hinged on the right or left without requiring the use of tools; its opening angle is 180°.
- The withdrawable equipment rack ensures easy and fast assembly. Due to the generous wiring space and the clearly arranged, modular design, the installation time is reduced by approx. 20%.
- All plastics used are halogen-free and recyclable.

Area of application

Due to the high degree of protection IP65, these small distribution boards can stand rough ambient conditions in indoor as well as outdoor areas.

Their resistance against dust and splashing water makes them highly advantageous in different application areas, such as car washes, farms, joiner's workshops, etc.

Special applications

Due to a large temperature operating range (-25 °C to +60 °C), UV radiation resistance and resistibility against dust and splashing water, this distribution board range is especially suitable for use under rough ambient conditions.

Design

Equipment

The distribution boards can be equipped with modular installation devices, such as MCBs and RCCBs with 63 A and a device mounting depth of 55 mm to 70 mm on the 35 mm x 7.5 mm standard mounting rails according to EN 60715 by snap-on fixing.

Depending on the selection, the small distribution boards can be equipped with devices of 12 up to 18 modular widths.

Technical data

Rated current	A	up to 63
Rated voltage	V AC	400
Degree of protection		IP65
Safety class		2 (total insulation)
Color		light gray RAL 7035

Standards

SIMBOX WP small distribution boards comply with EN 60439-3 and IEC 60439-3.

Designs

SIMBOX WP surface mounting distribution boards are available in the following designs:

- 1-row with 4, 8, 12, 18 MW
- 2-row with 12 or 18 MW each
- 3-row with 12 or 18 MW each
- 4-row with 18 MW.




SIMBOX 63/SIMBOX WP

SIMBOX WP surface mounting distribution boards






Benefits

- According to IEC 60439-3
- Degree of protection IP65
- Applicable in outdoor areas (-20 °C to +60 °C)
- Safety class 2 (total insulation)
- UV-resistant
- Mounting rail spacing 150 mm, mounting rails 35 mm x 7.5 mm according to EN 60715
- Transparent doors
- Color light gray RAL 7035

Selection and ordering data

	Design	External dimensions H x W x D	Rows x MW	Order No.	Price	Price group	Weight 1 item	Pack. unit	
		mm			1 item		kg	Items	
For up to 70 mm device mounting depth									
	1-row	210 x 143 x 100	1 x 4	1) 8GB1 371-0		032	0.605	1	
		210 x 215 x 100	1 x 8	1) 8GB1 371-1					
		260 x 298 x 140	1 x 12	1) 8GB1 371-2					
		278 x 298 x 140	1 x 12	2) 8GB1 361-0					
		285 x 410 x 140	1 x 18	1) 8GB1 371-3					
	2-row	438 x 298 x 140	2 x 12	2) 8GB1 362-0		032	3.226	1	
		420 x 298 x 140	2 x 12	1) 8GB1 372-2					
		463 x 410 x 140	2 x 18	1) 8GB1 372-3					
	3-row	588 x 298 x 140	3 x 12	2) 8GB1 363-0		032	4.575	1	
		655 x 410 x 140	3 x 18	1) 8GB1 373-3					
	4-row	878 x 410 x 160	4 x 18	1) 8GB1 374-3		032	7.751	1	

Accessories

	Design	MW	Color	Order No.	Price	Price group	Weight 1 item	Pack. unit
					1 item		kg	Items
	Neutral conductor and grounding terminal strips (N/PE terminal strips) insulated	8		8GB2 052-0		032	0.190	10
		12		8GB2 052-1				
		18		8GB2 052-2				
	Cylindrical safety lock made of metal			8GB2 055-0		032	0.055	10
	Two-component flange for cable entry with user-friendly cable routing, exchangeable for types 8GB1 361-0/8GB1 362-0/8GB1 363-0			8GB2 050-0		032	0.136	10
	Blanking strips with bent support	14	pure white	8GB4 683		032	0.042	1
			gray	8GB4 671				
	Cover for joints for conduit and cable duct entries	12		8GB2 051-0		032	0.171	10
		18		8GB2 051-1				
	Inner partitions horizontal	12		8GB2 053-0		032	0.214	10
		18		8GB2 053-1				

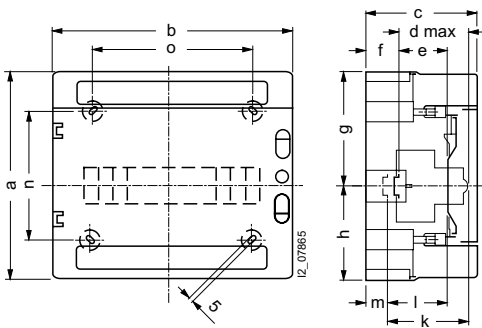
1) The N/PE terminal strip has to be ordered additionally.

2) With N/PE terminal strips and two-component flange for cable entry.

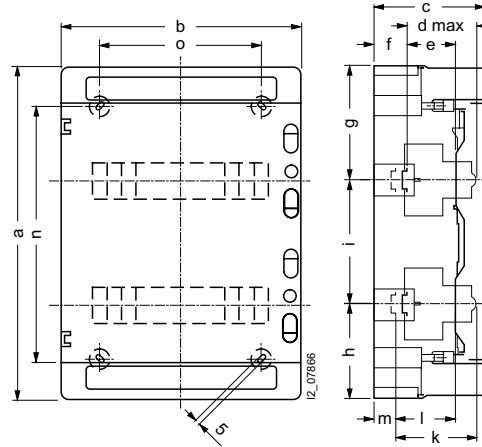
SIMBOX WP surface mounting distribution boards

Dimension drawings

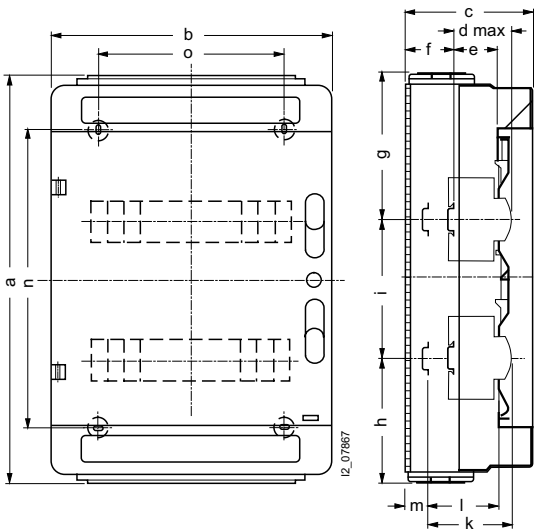
1-row
8GB1 371-0, 8GB1 371-1, 8GB1 371-2, 8GB1 371-3



2-row
8GB1 372-2, 8GB1 372-3
(3- and 4-row designs not illustrated)



1- to 3-row
(design with N/PE terminal strips and two-component flange for cable entry)
8GB1 361-0, 8GB1 362-0, 8GB1 363-0



MW	Type	Dimensions													
		a	b	c	d _{max}	e	f	g	h	i	k	l	m	n	o
1 × 4	8GB1 371-0	210	148	100	75	48	15	105	105	-	-	-	-	156	87
1 × 8	8GB1 371-1	210	215	100	75	48	15	105	105	-	-	-	-	110	115
1 × 12	8GB1 371-2	260	298	140	75	48	48	117.5	142.5	-	102	75	21	161	200
1 × 18	8GB1 371-3	285	410	140	75	48	48	117.5	142.5	-	102	75	21	185	310
2 × 12	8GB1 372-2	420	298	140	75	48	48	147.5	122.5	150	102	75	21	320	200
2 × 18	8GB1 372-3	463	410	140	75	48	48	155.5	131.5	150	102	75	21	210	293
3 × 12	8GB1 373-3	655	410	140	75	48	48	162.5	142.5	175	102	75	21	363	319
4 × 18	8GB1 374-3	878	410	160	75	48	48	175	155.5	175	102	75	21	394	319
Design with N/PE terminal strip and two-component flange for cable entry															
1 × 12	8GB1 361-0	278	298	140	75	48	48	126.5	151.5	-	102	75	21	161	200
2 × 12	8GB1 362-0	438	298	140	75	48	48	156.5	131.5	150	102	75	21	320	200
3 × 12	8GB1 363-0	588	298	140	75	48	48	156.5	131.5	150	102	75	21	494	200

- a = Distribution board height
- b = Distribution board width
- c = Distribution board depth
- g = Device mounting depth
- h = Wiring space behind the mounting rail

SIMBOX 63/SIMBOX WP

Notes



2

ALPHA 160 - DIN Wall-Mounted Distribution Boards

2

General data

2/4

Introduction

Partially equipped distribution boards

2/6

Surface and flush mounting distribution boards with quick-assembly kits for modular installation devices

Unequipped distribution boards

2/7

Surface and flush mounting distribution boards

Quick-assembly kits for unequipped distribution boards

2/8

Quick-assembly kits for modular installation devices

Assembly kits for unequipped distribution boards

2/9

Longitudinal stays

Assembly kits

2/10

for modular installation devices

2/11

for mounting plates

2/12

for unequipped panels

2/13

Assembly kits for 3NP40 fuse switch disconnectors


Accessories

2/14

Unequipped and partially equipped distribution boards

2/16

Quick-assembly kits and assembly kits



A man in a red jacket and glasses is seen from the side, looking out from under a large concrete bridge. The scene is set at sunset, with a warm orange and pink glow on the horizon and a deep blue sky above. The bridge's structure is dark and silhouetted against the light. The overall mood is contemplative and forward-looking.

Reach your goal faster.

If the space provided by a small distribution board for configuration or wiring is no longer sufficient, we have the alternative: with its extra-flat design and installation depth of 140 mm, the ALPHA 160 DIN wall mounted distribution board enhances our

range of distribution boards.

A big advantage here is that the distribution boards and components have a modular structure.

With well-designed power distribution.

2

ALPHA 160 - DIN wall-mounted distribution boards



Which means that a wide range of project-related installation and configuration options are available with just a few standard components. Its transparent structure simplifies planning, configuration, calculation, ordering and fitting.

The modular structure is supported by quick-assembly kits, keyhole-fastened components and quick-acting locks.

It couldn't be easier!

ALPHA 160 - DIN Wall-Mounted Distribution Boards

General Data

Introduction

Area of application

ALPHA 160 - DIN wall-mounted distribution boards are used for all applications for which a small distribution board does not provide sufficient equipping or wiring space, e.g. in residential, administrative, non-residential, commercial and industrial buildings.

With its extremely flat design (depth of 140 mm), it ideally supplements the Siemens distribution board product ranges.

The distribution board and its components are modularly constructed.

With just a few standard components, a wide range of project-related mounting and equipping options can be realized.

The ALPHA 160 - DIN wall-mounted distribution board range comprises wall-mounted cabinets with up to 7 modular installation devices with 12 MW per mounting width (250 mm) each. The standard mounting rail tier spacing is 125 mm or 150 mm. A total of 4 cabinet mounting widths are available, each with an internal dimension of 250 mm.

The cabinets can be supplied in safety class 2 (total insulation). The standard degree of protection for flush mounting distribution boards is IP43. The standard degree of protection for surface mounting distribution boards is IP31. The rated current is 160 A.

The boards' modular design facilitates easy planning, configuration, calculation, ordering and mounting.

Cabinet-high quick-assembly kits or assembly kits which only require a one-size screwdriver for assembly are available for all mountable switchgear and modular installation devices.

Overview

System

The modular design of our new Siemens distribution board system is based on our long-term experience in the sector of distribution boards.

With this system, we have placed a special focus on our customers' individual distribution board preferences.

The system comprises un-equipped distribution boards, partially equipped distribution boards with cabinet-high quick-assembly kits, cabinet-high quick-assembly kits for modular installation devices for especially fast board equipping and wiring, assembly kits for project-related and individual assembly as well as an extensive range of accessories.

Casings

Material: Electrogalvanized and powder-coated sheet steel.

Sheet thickness: corpus 0.75 mm, door 1 mm

Color: Surface mounting design: RAL 7035 (light gray)
Flush mounting design: RAL 9016 (traffic white).
Further RAL colors are available upon request.

Quick-assembly kits and assembly kits

The assembly kits are made of sendzimir-galvanized sheet steel and are equipped with plastic covers for a wide range of equipping options, e.g. with switchgear and modular installation devices.

The largest switchgear mountable with the ALPHA 160 - DIN wall-mounted distribution boards are the 3NP40 10 and 3NP40 70 fuse switch disconnectors of size LV HRC 000 and LV HRC 00 with a rated current of up to 160 A.

Cabinet dimensions

All dimensions are stated in mm.

Height (internal/external): 450/500, 600/650, 750/800, 900/950, 1050/1100

Width (internal/external): 250/300, 500/550, 750/800, 1000/1050

Depth (external): 140

Assembly kits in panel-size grid dimensions: height x width: 150 x 250

Advantages

- Eased planning thanks to the modular design
- Ample wiring space behind the standard mounting rail
- Comprehensive range of cabinet-high and frequently applied quick-assembly kits and assembly kits for individual and project-related assembly
- Eased assembly thanks to keyhole-fastened components and modules with quick-acting locks
- Short mounting times thanks to quick-assembly kits
- System design acc. to DIN, EN and VDE regulations
- Robust sheet steel casing
- Degree of protection: Surface mounting design: IP43 with door; Flush mounting design: IP31 with door and integrated masking frame
- Safety class 2 (total insulation)
- High-quality surface finish: cabinets made of electrogalvanized and powder-coated sheet steel, system components made of sendzimir-galvanized sheet steel, galvanized and transparently chromated small components and screws
- Doors can be hinged on the right or left
- Door opening angle of 170°
- Replaceable locking systems (accessories)
- Transparent doors in Giugiaro design (accessories)
- Panel front cover with sealable 90° quick-release locks
- Environmentally-compatible and recyclable plastics.



ALPHA 160 - DIN Wall-Mounted Distribution Boards

General Data

Introduction

2

Technical data

Overvoltage category		III
Rated impulse withstand voltage U_{imp}	kV	6
Clearance and creepage distances		DIN VDE 0110
Rated insulation voltage U_i	V	690
Rated operational voltage U_e	V AC/DC	690
Rated voltage U_n (40 Hz to 60 Hz AC)	V	690 for built-in devices
Rated current	A	Up to 160
Protective measures		Safety class 2 (total insulation)
Degree of protection acc. to EN 60529		Surface mounting design: IP43 with door Flush mounting design: IP31 with door and integrated masking frame
Mounting rail tier spacing per standard mounting rail tier	mm	125/150
Modular width (MW)		18 mm, 12 MW + 1 mountable MW
Degree of pollution		3
Ambient temperature	°C	35 (24-h average value)
Relative air humidity	%	50 at 40 °C
Test specifications		Acc. to EN 60439-1/3 (VDE 0660 Part 500/504), DIN VDE 0603-1
Casing		Sheet steel
Mounting dimensions		DIN 43870
Surface		Electrogalvanized and powder-coated
Color	Casing ¹⁾	Surface mounting design: RAL 7035 (light gray) Flush mounting design: RAL 9016 (traffic white)
	Covers	RAL 7035 (light gray)
Locking system		Espagnolette lock which may be replaced by other locking systems upon request
Packing material		Shock-proof, environmentally-compatible

Dimensions of cabinets and wall recessed boxes

Surface mounting distribution boards (external dimensions)		Flush mounting distribution boards with integrated masking frame (external dimensions)		Recess dimensions for wall recessed boxes	
Depth 140 mm		Depth 140 mm		Depth 145 mm	
Height mm	Width mm	Height mm	Width mm	Height mm	Width mm
500	300	558	358	560	360
	550		608		610
	800		858		860
650	300	708	358	710	360
	550		608		610
	800		858		860
	1050		1108		1110
800	300	858	358	860	360
	550		608		610
	800		858		860
	1050		1108		1110
950	300	1008	358	1010	360
	550		608		610
	800		858		860
	1050		1108		1110
1110	300	1158	358	1160	360
	550		608		610
	800		858		860
	1050		1108		1110

1) Further RAL colors are available upon request.

ALPHA 160 - DIN Wall-Mounted Distribution Boards

Partially Equipped Distribution Boards

























8GK1 surface and flush mounting distribution boards with quick-assembly kits

Benefits

- Cabinet depth: 140 mm
- Safety class 2 (total insulation)
- Tier spacing of 125 mm with N/PE bar per panel width
- Surface mounting distribution boards:
Degree of protection: IP43
Color: RAL 7035 (light gray)
- Flush mounting distribution boards with masking frame:
Degree of protection: IP31
Color: RAL 9016 (traffic white)
- Pre-assembled casing with door¹⁾ and espagnolette lock which can be replaced by other locking systems
- Two 2-component flanges per panel width at the top and bottom

Note:
With flush mounting distribution boards, the wall anchors are included in the scope of delivery.
The wall recessed box can optionally be pre-mounted during the construction phase. It is, however, not absolutely necessary.

Selection and ordering data

Cabinet (internal/external dimensions)		Rows/ MW	Surface mounting distribution boards		Pack. unit	Flush mounting distribution boards		Pack. unit
Height mm	Width mm		Order No.	Price		Order No.	Price	
			PG 039	1 item	Items	PG 039	1 item	Items
For modular installation devices								
	450/500	250/300		3/36	8GK1 052-1KK11	1	8GK1 051-1KK11	1
		500/550		6/72	8GK1 052-1KK21	1	8GK1 051-1KK21	1
		750/800		9/108	8GK1 052-1KK31	1	8GK1 051-1KK31	1
	600/650	250/300		4/48	8GK1 052-2KK11	1	8GK1 051-2KK11	1
		500/550		8/96	8GK1 052-2KK21	1	8GK1 051-2KK21	1
		750/800		12/144	8GK1 052-2KK31	1	8GK1 051-2KK31	1
		1000/1050		16/192	8GK1 052-2KK41	1	8GK1 051-2KK41	1
	750/800	250/300		5/60	8GK1 052-3KK11	1	8GK1 051-3KK11	1
		500/550		10/120	8GK1 052-3KK21	1	8GK1 051-3KK21	1
		750/800		15/180	8GK1 052-3KK31	1	8GK1 051-3KK31	1
		1000/1050		20/240	8GK1 052-3KK41	1	8GK1 051-3KK41	1
	900/950	250/300		6/72	8GK1 052-4KK11	1	8GK1 051-4KK11	1
		500/550		12/144	8GK1 052-4KK21	1	8GK1 051-4KK21	1
		750/800		18/216	8GK1 052-4KK31	1	8GK1 051-4KK31	1
		1000/1050		24/288	8GK1 052-4KK41	1	8GK1 051-4KK41	1
	1050/1100	250/300		7/84	8GK1 052-5KK11	1	8GK1 051-5KK11	1
		500/550		14/168	8GK1 052-5KK21	1	8GK1 051-5KK21	1
		750/800		21/252	8GK1 052-5KK31	1	8GK1 051-5KK31	1
		1000/1050		28/336	8GK1 052-5KK41	1	8GK1 051-5KK41	1

For wall recessed boxes, flush mounting distribution boards and other accessories, please refer to page 2/14 ff.

1) Cabinets with a width of 750 mm/800 mm or more will be delivered with a double door.

ALPHA 160 - DIN Wall-Mounted Distribution Boards

Unequipped Distribution Boards

8GK1 surface and flush mounting distribution boards

2







Benefits

- Cabinet depth: 140 mm
- Safety class 2 (total insulation)
- Surface mounting distribution board:
Degree of protection: IP43
Color: RAL 7035 (light gray)
- Flush mounting distribution board with integrated masking frame:
Degree of protection: IP31
Color: RAL 9016 (traffic white)
- Pre-assembled casing with door¹⁾ and espagnolette lock which can be replaced by other locking systems
- Two 2-component flanges per panel width at the top and bottom

Note:

With flush mounting distribution boards, the wall anchors are included in the scope of delivery.
The wall recessed box can optionally be pre-mounted during the construction phase. It is, however, not absolutely necessary.

Selection and ordering data

Cabinet (internal/external dimensions)		Surface mounting distribution boards			Pack. unit	Flush mounting distribution boards		
Height mm	Width mm	Order No.	Price	Items	Order No.	Price	Items	
 12_08448	250/300	PG 039	1 item	1	PG 039	1 item	1	
	500/550	8GK1 032-1KK11		1	8GK1 031-1KK11		1	
	750/800	8GK1 032-1KK21		1	8GK1 031-1KK21		1	
		8GK1 032-1KK31		1	8GK1 031-1KK31		1	
 12_08449	250/300	PG 039	1 item	1	PG 039	1 item	1	
	500/550	8GK1 032-2KK11		1	8GK1 031-2KK11		1	
	750/800	8GK1 032-2KK21		1	8GK1 031-2KK21		1	
	1000/1050	8GK1 032-2KK31		1	8GK1 031-2KK31		1	
 12_08450	250/300	PG 039	1 item	1	PG 039	1 item	1	
	500/550	8GK1 032-2KK41		1	8GK1 031-2KK41		1	
	750/800	8GK1 032-3KK11		1	8GK1 031-3KK11		1	
	1000/1050	8GK1 032-3KK21		1	8GK1 031-3KK21		1	
 12_08451	250/300	PG 039	1 item	1	PG 039	1 item	1	
	500/550	8GK1 032-3KK31		1	8GK1 031-3KK31		1	
	750/800	8GK1 032-3KK41		1	8GK1 031-3KK41		1	
	1000/1050	8GK1 032-4KK11		1	8GK1 031-4KK11		1	
 12_08452	250/300	PG 039	1 item	1	PG 039	1 item	1	
	500/550	8GK1 032-4KK21		1	8GK1 031-4KK21		1	
	750/800	8GK1 032-4KK31		1	8GK1 031-4KK31		1	
	1000/1050	8GK1 032-4KK41		1	8GK1 031-4KK41		1	
 12_08452	250/300	PG 039	1 item	1	PG 039	1 item	1	
	500/550	8GK1 032-5KK11		1	8GK1 031-5KK11		1	
	750/800	8GK1 032-5KK21		1	8GK1 031-5KK21		1	
	1000/1050	8GK1 032-5KK31		1	8GK1 031-5KK31		1	
		8GK1 032-5KK41		1	8GK1 031-5KK41		1	

For quick-assembly kits and assembly kits, please refer to pages 2/8 to 2/12.

For wall recessed boxes, flush mounting distribution boards and other accessories, please refer to page 2/14 ff.

1) Cabinets with a width of 750 mm/800 mm or more will be delivered with a double door.

ALPHA 160 - DIN Wall-Mounted Distribution Boards

Quick-assembly Kits for Unequipped Distribution Boards

8GK4 quick-assembly kits for modular installation devices






Benefits

- Quick-assembly kits are pre-assembled, cabinet-high system components for the most common application requirements.

Such kits already include the longitudinal stays and can be snapped into the unequipped distribution boards of the respective mounting height

thanks to their time-saving quick-acting locking technique.

Selection and ordering data

Quick-assembly kits (external dimensions)		Rows/MW	125 mm tier spacing, with N/PE bar		Pack. unit	150 mm tier spacing, without N/PE bar		Pack. unit
Height mm	Width mm		Order No.	Price		Order No.	Price	
450	250	3/36	PG 039	1 item	Items	PG 039	1 item	Items
			8GK4 001-3KK11		1	8GK4 051-3KK11		1
600	250	4/48			1			1
			8GK4 001-4KK11			8GK4 051-4KK11		
750	250	5/60			1			1
			8GK4 001-5KK11			8GK4 051-5KK11		
900	250	6/72			1			1
			8GK4 001-6KK11			8GK4 051-6KK11		
1050	250	7/84			1			1
			8GK4 001-7KK11			8GK4 051-7KK11		

The quick-assembly kits with a width of 250 mm are equipped with 7.5 mm standard mounting rails. For accessories, please refer to page 2/16.

ALPHA 160 - DIN Wall-Mounted Distribution Boards

Assembly Kits for Unequipped Distribution Boards

8GK4 longitudinal stays

2

Selection and ordering data

Height	Order No.	Price	Pack. unit
mm	PG 039	1 set	Sets
2 longitudinal stays (1 set = 2 items) per assembly kit are required for mounting the assembly kits into the unequipped distribution boards			
450	8GK4 851-3KK00		1 set
600	8GK4 851-4KK00		1 set
750	8GK4 851-5KK00		1 set
900	8GK4 851-6KK00		1 set
1050	8GK4 851-7KK00		1 set



ALPHA 160 - DIN Wall-Mounted Distribution Boards

Assembly Kits for Unequipped Distribution Boards

Assembly kits for modular installation devices

Benefits

- Assembly kits for individual and project-related assembly, comprising: equipment racks, front cover for unequipped panels including supports, screws and mounting accessories
- Assembly kit dimensions (in mm):
height: 150, 300, 450, 600
width: 250, 500
panel-size grid dimensions
H × W: 150 × 250
- Front cover for unequipped panels can be sealed as a standard and facilitates fast and reliable fixation to the supports thanks to their quick-acting locking technique

Note:
For mounting the assembly kits into the unequipped distribution boards, 2 longitudinal stays per assembly kit are required. These longitudinal stays must be ordered separately (see page 2/9).

Selection and ordering data

Assembly kits (external dimensions)		Rows/ MW	125 mm tier spacing, without N/PE bar			Pack. unit Items	150 mm tier spacing, without N/PE bar			Pack. unit Items
Height mm	Width mm		Order No.	Price	Order No.		Price			
150	250	1/12	PG 039	1 item	PG 039	1 item	PG 039	1 item	PG 039	1 item
	500	1/24	–	–	–	–	8GK4 351-1KK11	–	8GK4 351-1KK21	–
300	250	2/24	8GK4 301-2KK11	–	1	–	8GK4 351-2KK11	–	8GK4 351-2KK21	–
	500	2/48	8GK4 301-2KK21	–	1	–	8GK4 351-2KK21	–	8GK4 351-2KK21	–
450	250	3/36	8GK4 301-3KK11	–	1	–	8GK4 351-3KK11	–	8GK4 351-3KK21	–
	500	3/72	8GK4 301-3KK21	–	1	–	8GK4 351-3KK21	–	8GK4 351-3KK21	–
600	250	4/48	8GK4 301-4KK11	–	1	–	8GK4 351-4KK11	–	8GK4 351-4KK21	–
	500	4/96	8GK4 301-4KK21	–	1	–	8GK4 351-4KK21	–	8GK4 351-4KK21	–

The mounting kits with a width of 250 mm are equipped with 7.5 mm standard mounting rails. The mounting kits with a width of 500 mm are equipped with 15 mm standard mounting rails. For accessories, please refer to page 2/16.

ALPHA 160 - DIN Wall-Mounted Distribution Boards

Assembly Kits for Unequipped Distribution Boards

8GK4 assembly kits for mounting plates

Benefits

- Assembly kits for individual and project-related assembly, comprising: equipment racks, front cover for unequipped panels including supports, screws and mounting accessories
- Assembly kit dimensions (in mm):
height: 150, 300, 450, 600
width: 250, 500
panel-size grid dimensions:
H × W: 150 × 250
- Front cover for unequipped panels can be sealed as a standard and facilitates fast and reliable fixation to the supports thanks to their quick-acting locking technique

Note:

For mounting the assembly kits into the unequipped distribution boards, 2 longitudinal stays per assembly kit are required. These longitudinal stays must be ordered separately (see page 2/9).

Selection and ordering data

Assembly kits (external dimensions)		Order No.	Price	Pack. unit
Height mm	Width mm	PG 039	1 item	Items
For mounting plates				
With closed front cover				
300	250	8GK4 451-2KK11		1
450	250	8GK4 451-3KK11		1
600	250	8GK4 451-4KK11		1

For accessories, please refer to page 2/16.

ALPHA 160 - DIN Wall-Mounted Distribution Boards

Assembly Kits for Unequipped Distribution Boards

8GK4 assembly kits for unequipped panels

Benefits

- Assembly kits for individual and project-related assembly, comprising: equipment racks, front cover for unequipped panels including supports, screws and mounting accessories
- Assembly kit dimensions (in mm):
height: 150, 300, 450, 600
width: 250, 500
panel-size grid dimensions H × W: 150 × 250
- Front cover for unequipped panels can be sealed as a standard and facilitates fast and reliable fixation to the supports thanks to their quick-acting locking technique

Note:

For mounting the assembly kits into the unequipped distribution boards, 2 longitudinal stays per assembly kit are required. These longitudinal stays must be ordered separately (see page 2/9).

Selection and ordering data

Assembly kits (external dimensions)		Order No.	Price	Pack. unit
Height mm	Width mm	PG 039	1 item	Items
150	250	8GK4 501-1KK11		1
	500	8GK4 501-1KK21		1
300	250	8GK4 501-2KK11		1
	500	8GK4 501-2KK21		1
450	250	8GK4 501-3KK11		1
	500	8GK4 501-3KK21		1
600	250	8GK4 501-4KK11		1
	500	8GK4 501-4KK21		1

For accessories, please refer to page 2/16.

ALPHA 160 - DIN Wall-Mounted Distribution Boards

Assembly Kits for Unequipped Distribution Boards

8GK4 assembly kits for
3NP40 fuse switch disconnectors



Benefits

- Assembly kits for individual and project-related assembly, comprising: equipment racks, front cover for unequipped panels including supports, screws and mounting accessories
- Assembly kit dimensions (in mm):
height: 300
width: 250
panel-size grid dimensions H × W: 150 × 250
- Front cover for unequipped panels can be sealed as a standard and facilitates fast and reliable fixation to the supports thanks to their quick-acting locking technique

Note:

For mounting the assembly kits into the unequipped distribution boards, 2 longitudinal stays per assembly kit are required. These longitudinal stays must be ordered separately (see page 2/9).

Selection and ordering data

Assembly kits (external dimensions)		Order No.	Price	Pack. unit
Height mm	Width mm	PG 039	1 item	Items
Up to 160 A, can be snapped onto standard mounting rails, with matching cover and plastic cover for LV HRC fuse links of size 000				
300	250	 1 × 3NP40 10	8GK4 551-2KK11	1
		2 × 3NP40 10	8GK4 552-2KK11	1
for LV HRC fuse links of size 00				
300	250	 1 × 3NP40 70	8GK4 554-2KK11	1
		2 × 3NP40 70	8GK4 555-2KK11	1

For accessories, please refer to page 2/16.

ALPHA 160 - DIN Wall-Mounted Distribution Boards

Accessories

Unequipped and partially equipped distribution boards

Selection and ordering data

Cabinet (external dimensions)		Recess dimensions H × W × D	Order No.	Price	Pack. unit
Height mm	Width mm	mm	PG 039	1 item	Items

Wall recessed boxes for flush mounting distribution boards

Ready-to-mount delivery for fast distribution board installation



500	300	560 × 360 × 145	8GK1 071-1KK11	1
	550	560 × 610 × 145	8GK1 071-1KK21	1
	800	560 × 860 × 145	8GK1 071-1KK31	1
650	300	710 × 360 × 145	8GK1 071-2KK11	1
	550	710 × 610 × 145	8GK1 071-2KK21	1
	800	710 × 860 × 145	8GK1 071-2KK31	1
	1050	710 × 1110 × 145	8GK1 071-2KK41	1
800	300	860 × 360 × 145	8GK1 071-3KK11	1
	550	860 × 610 × 145	8GK1 071-3KK21	1
	800	860 × 860 × 145	8GK1 071-3KK31	1
	1050	860 × 1110 × 145	8GK1 071-3KK41	1
950	300	1010 × 360 × 145	8GK1 071-4KK11	1
	550	1010 × 610 × 145	8GK1 071-4KK21	1
	800	1010 × 860 × 145	8GK1 071-4KK31	1
	1050	1010 × 1110 × 145	8GK1 071-4KK41	1
1100	300	1160 × 360 × 145	8GK1 071-5KK11	1
	550	1160 × 610 × 145	8GK1 071-5KK21	1
	800	1160 × 860 × 145	8GK1 071-5KK31	1
	1050	1160 × 1110 × 145	8GK1 071-5KK41	1

Transparent doors (Giugiaro design) for surface mounting distribution boards¹⁾

Color: RAL 7035; degree of protection: IP43.

The standard sheet-steel doors can be replaced by these doors.

For cabinets with a width of 800 mm or more, the transparent doors will be delivered as a double door.



500	300	8GK9 501-3KK10	1
	550	8GK9 501-3KK20	1
	800	8GK9 501-3KK30	1
650	300	8GK9 501-4KK10	1
	550	8GK9 501-4KK20	1
	800	8GK9 501-4KK30	1
	1050	8GK9 501-4KK40	1
800	300	8GK9 501-5KK10	1
	550	8GK9 501-5KK20	1
	800	8GK9 501-5KK30	1
	1050	8GK9 501-5KK40	1
950	300	8GK9 501-6KK10	1
	550	8GK9 501-6KK20	1
	800	8GK9 501-6KK30	1
	1050	8GK9 501-6KK40	1
1100	300	8GK9 501-7KK10	1
	550	8GK9 501-7KK20	1
	800	8GK9 501-7KK30	1
	1050	8GK9 501-7KK40	1

1) Transparent doors for flush mounting distribution boards (RAL 9016), further degrees of protection and colors are available upon request.






ALPHA 160 - DIN Wall-Mounted Distribution Boards

Accessories

Unequipped and partially equipped distribution boards

2

Selection and ordering data






	Length	Order No.	Price	Pack. unit
	mm	PG 039	1 item	Items
Wall-mounting kits				
	for all wall-mounted distribution boards			
	The distribution board can be hung precisely in very little time by only one person.			
	250	8GK9 912-0KK10		1
	500	8GK9 912-0KK20		1
	750	8GK9 912-0KK30		1
	1000	8GK9 912-0KK40		1
	1250	8GK9 912-0KK50		1
Locking systems				
<u>Rotary handle</u>				
Standard design				
made of plastic, color RAL 7035 (light gray)				
	Design with E012 lock and key			
	made of zinc die-casting, color: black	8GK9 560-0KK01		1
	Design without lock,			
	made of zinc die-casting, color: black	8GK9 560-0KK02		1
2-component flange (degree of protection: IP55)				
	for fast and proper wiring,			
	for outgoing-side cable entry, comprising 44 possible knockouts, consisting of two elastic components	8GK9 000-0KK02		1
Siemens nameplate				
		PG 042		
	made of aluminum, self-adhesive, color: petrol	8GD9 084		1

ALPHA 160 - DIN Wall-Mounted Distribution Boards

Accessories

Quick-assembly kits
and assembly kits

Selection and ordering data

		Height	Width	Order No.	Price	Pack. unit
		mm	mm	PG 039	1 item	Items
	Partitions for the optical and spatial separation of various potentials, made of plastic	vertical				
			450	8GK9 001-3KK01		1
			600	8GK9 001-4KK01		1
			750	8GK9 001-5KK01		1
			900	8GK9 001-6KK01		1
		1050	8GK9 001-7KK01		1	
		horizontal	250	8GK9 002-0KK10		1
	Supports for front covers for unequipped panels short design, made of plastic (1 set = 4 items)			8GK9 910-0KK20	1 set	1 set
	N/PE bar for mounting on longitudinal stays, with 2 × 29 clamping points, 16 mm ² , 250 mm long			8GK9 910-0KK10		1
	Blanking strips color RAL 7035 (light gray) for 12 MW (1 MW = 18 mm) Length 1 m, without pressure-relief joint to cut to length			8GK9 910-0KK00		1
				8GK9 910-0KK01		1

3

ALPHA 400 - DIN Wall-Mounted Distribution Boards

3

General data	3/4	Introduction
Unequipped distribution boards (Flat Pack delivery)	3/8	Surface mounting distribution boards
Unequipped distribution boards (pre-assembled)	3/10	Surface mounting distribution boards
	3/14	Flush mounting distribution boards
Quick-assembly kits for unequipped distribution boards	3/16	Quick-assembly kits for modular installation devices
	3/18	Combined quick-assembly kits
Assembly kits for unequipped distribution boards	3/20	Longitudinal stays
		Assembly kits
	3/21	for modular installation devices
	3/22	for horizontal terminal blocks
	3/23	for vertical terminal blocks
	3/24	for mounting plates
	3/25	for unequipped panels
	3/26	for 3NP4 fuse switch disconnectors for support plate mounting
	3/27	for 3NP4 fuse switch disconnectors for busbar mounting
	3/28	for SENTRON VL circuit-breakers
	3/29	for bus-mounting fuse bases for busbar system mounting
Accessories	3/30	Wall recessed boxes
	3/31	Unequipped distribution boards
	3/33	Quick-assembly kits and assembly kits





A user-friendly

Whether at home, in a non-residential building or industrial plant, you sometimes require just that little bit of extra space for configuration and wiring. The modular ALPHA 400 DIN wall-

mounted distribution board is the perfect solution. With an installation depth of 210 mm, it enhances our range of distribution boards.

all-in-one solution.

ALPHA 400 - DIN wall-mounted distribution boards



■ We also deliver this product as a Flat Pack so that you can assemble the kit yourself. ■ Quick-assembly kits, keyhole-fastened components and quick-acting locks make it

easier to assemble. ■ On top of this, its modular structure simplifies planning, configuration, calculation and fitting.

ALPHA 400 - DIN Wall-Mounted Distribution Boards

General Data

Introduction

Area of application

The ALPHA 400 - DIN wall-mounted distribution boards are used for all applications for which the ALPHA 160 - DIN wall-mounted distribution boards do not provide sufficient equipping or wiring space, e.g. in residential, administrative, non-residential, commercial and industrial buildings.

With a mounting depth of 210 mm, it ideally supplements the Siemens distribution board product ranges.

The distribution board and its components are modularly constructed.

With just a few standard components, a wide range of project-related mounting and equipping options can be realized.

The ALPHA 400 - DIN wall-mounted distribution board range comprises wall-mounted cabinets with up to 9 modular installation devices with 12 MW per mounting width (250 mm) each. The standard mounting rail tier spacing is 125 mm or 150 mm. A total of 5 cabinet mounting widths are available, each with an internal dimension of 250 mm.

The cabinets can be supplied in safety class 1 (protective conductor connection) and safety class 2 (total insulation). The standard degree of protection for surface mounting distribution boards is IP43 and IP55. The standard degree of protection for flush mounting distribution boards is IP31. The rated current is 400 A.

The boards' modular design facilitates easy planning, configuration, calculation, ordering and mounting.

Cabinet-high quick-assembly kits or assembly kits which only require a one-size screwdriver for assembly are available for all mountable switchgear and modular installation devices.

Overview

System

The modular design of our new Siemens distribution board system is based on our long-term experience in the sector of distribution boards.

With this system, we have placed a special focus on our customers' individual distribution board preferences.

The system comprises unequipped distribution boards for surface mounting distribution boards in the form of Flat Packs (delivery in single parts for self-assembly), pre-assembled unequipped distribution boards for surface and flush mounting distribution boards, cabinet-high quick-assembly kits for especially fast board equipping and wiring, assembly kits for project-related and individual assembly as well as an extensive range of accessories.

Casings

Material:
Electrogalvanized and powder-coated sheet steel.

Sheet thickness:
Degree of protection IP43:
corpus 0.75 mm, door 1 mm
Degree of protection IP55:
corpus 1 mm, door 1 mm

Color:
Surface mounting design:
RAL 7035 (light gray).
Flush mounting design:
RAL 9016 (traffic white).
Further RAL colors are available upon request.

Quick-assembly kits and assembly kits

The assembly kits are made of sendzimir-galvanized sheet steel and are equipped with plastic covers for a wide range of equipping options, e.g., with switchgear and modular installation devices.

The largest switchgear mountable with the ALPHA 400 - DIN wall-mounted distribution boards is Siemens switchgear with a rated current of up to 400 A.

Cabinet dimensions

All dimensions are stated in mm.

Height (internal/external):
600/650, 750/800, 900/950,
1050/1100, 1200/1250,
1350/1400

Width (internal/external):
250/300, 500/550, 750/800,
1000/1050, 1250/1300

Depth (external): 210

Assembly kits in panel-size grid dimensions:
height x width: 150 x 250

Advantages

- Flat Pack delivery option (assembly kit for self-assembly, i.e., the quick-assembly kits and assembly kits can be mounted directly onto the platform) or delivery as pre-assembled unequipped distribution board
- Eased planning thanks to modular design
- Ample wiring space behind the standard mounting rail
- Comprehensive range of cabinet-high and frequently applied quick-assembly kits and assembly kits for individual and project-related assembly
- Eased assembly thanks to keyhole-fastened modules and modules with quick-acting locks
- Short mounting times thanks to quick-assembly kits
- System design acc. to DIN, EN and VDE regulations
- Robust sheet-steel casing
- Degree of protection:
Surface mounting design:
IP43 with door, IP55 with door;
Flush mounting design:
IP31 with door and integrated masking frame
- Safety class 1 (protective conductor connection) and safety class 2 (total insulation)
- High-quality surface finish: cabinets made of electrogalvanized and powder-coated sheet steel, system components made of sendzimir-galvanized sheet steel, galvanized and transparently-chromated small components and screws
- Doors can be hinged on the right or left
- Door opening angle of 170°
- Replaceable locking systems (accessories)
- Transparent doors in Giugiaro design (accessories)
- Panel front cover with sealable 90° quick-release locks
- Environmentally-compatible and recyclable plastics.



ALPHA 400 - DIN Wall-Mounted Distribution Boards

General Data

Introduction

3

Overview

Flat Pack



The new delivery option for the ALPHA distribution board product range offered by Siemens is both a new product and an innovation.

“Flat Pack” means that the distribution boards are delivered in the form of single parts packaged in cardboard boxes.

The cardboard boxes contain the single parts and brief mounting instructions as well as the mounting accessories.

Only a few manual steps have to be carried out to assemble the individual system components to wall- or floor-mounted distribution boards of degree of protection IP43.

The only tool required for such assembly is one single-size screwdriver.

The advantages involved and thus the customer benefits are obvious: both the delivery volume as well as the storage space are considerably reduced.

As a matter of course, the distribution boards can also be delivered in a pre-assembled form.

Platform concept

A further innovation regarding the ALPHA distribution board product range is the “platform concept” which means that all supporting build-in components are mounted directly onto the platform (rear plate).

The covering parts (side plates, top plates, base plates and doors) are either assembled immediately or at a later point in time, irrespective of the assembly kits. The fact that the quick-assembly kits and assembly kits can be equipped and wired with

modular installation devices without the casing is an additional advantage.

The completely wired assembly kits can then be placed on the platform and secured to the rear plate with a quick-acting lug. In addition, the quick-assembly kits or assembly kits can optionally be secured with a screw. The casing covering parts such as top and base plate as well as side plates are then mounted.

The available wiring space can be optimally utilized as the rear plates of the modular installation devices can be manually accessed from all four sides.

A further advantage of the platform concept is that the covering parts cannot be scratched or damaged when the distribution boards are wired.

During the mounting phase, the platform can optionally be mounted with or without the covering parts and doors. The completely equipped and wired assembly kits or quick-assembly kits are then simply click-fastened onto the platform or into the pre-assembled un-equipped distribution board.



The completely equipped and wired quick-assembly kits or assembly kits are mounted directly onto the platform (rear plate).

The panel covers can now be mounted.

The covering parts such as top, base and side plates are then mounted.

ALPHA 400 - DIN Wall-Mounted Distribution Boards

General Data

Introduction

Technical data

Overvoltage category		III
Rated impulse withstand voltage U_{imp}	kV	6
Clearance and creepage distances		DIN VDE 0110
Rated insulation voltage U_i	V	690
Rated operational voltage U_e	V AC/DC	690
Rated voltage U_n (40 Hz to 60 Hz AC)	V	690 for built-in devices
Rated current	A	Up to 400
Rated peak short-circuit current I_{pk}	kA	Up to 61.3 (3-pole) ²⁾ , conduction interval of 30 ms
Rated short-time current I_{cw}	kA	20, conduction interval of 1 s
Protective measures		Safety class 1 (protective conductor connection) Safety class 2 (total insulation)
Number of conductors within the busbar run		4/5
Degree of protection acc. to EN 60529		Surface mounting design: IP43 with door, IP55 with door Flush mounting design: IP31 with door and integrated masking frame
Mounting rail tier spacing per standard mounting rail tier	mm	125/150
Modular width (MW)		18 mm, 12 MW + 1 mountable MW
Degree of pollution		3
Ambient temperature	°C	35 (24-h average value)
Relative air humidity	%	50 at 40 °C
Test specifications		Acc. to EN 60439-1/3 (VDE 0660 Part 500/504), DIN VDE 0603-1
Casing		Sheet steel
Mounting dimensions		DIN 43870
Surface		Electrogalvanized and powder-coated
Color	Casing ¹⁾	Surface mounting design: RAL 7035 (light gray) Flush mounting design: RAL 9016 (traffic white)
	Covers	RAL 7035 (light gray)
Locking system		2-point locking system with integral espagnolette lock (the locking system may be replaced by other locking systems upon request)
Packing material		Shock-proof, environmentally-compatible

1) Further RAL colors are available upon request.

2) Busbar support distance: 400 mm, Cu busbars: 30 mm × 10 mm.

ALPHA 400 - DIN Wall-Mounted Distribution Boards

General Data

Technical data

Dimensions of cabinets and wall recessed boxes

Surface mounting distribution boards (external dimensions)		Flush mounting distribution boards with integrated masking frame (external dimensions)		Recess dimensions for wall recessed boxes	
Depth 210 mm		Depth 210 mm		Depth 215 mm	
Height	Width	Height	Width	Height	Width
mm	mm	mm	mm	mm	mm
650	300 550 800 1050 1300	–	–	–	–
800	300 550 800 1050 1300	858	358 608 858 1108 1358	860	360 610 860 1110 1360
950	300 550 800 1050 1300	1008	358 608 858 1108 1358	1010	360 610 860 1110 1360
1100	300 550 800 1050 1300	1158	358 608 858 1108 1358	1160	360 610 860 1110 1360
1250	300 550 800 1050 1300	1308	358 608 858 1108 1358	1310	360 610 860 1110 1360
1400	300 550 800 1050 1300	1458	358 608 858 1108 1358	1460	360 610 860 1110 1360

ALPHA 400 - DIN Wall-Mounted Distribution Boards


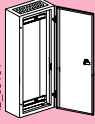
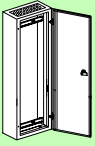
Unequipped Distribution Boards (Flat Pack Delivery)

8GK1 surface mounting distribution boards

Benefits

- Flat Pack: cabinet assembly kit for self-assembly; the cabinet-high quick-assembly kits and the assembly kits can be mounted directly onto the platform of this cabinet assembly kit
- Cabinet depth: 210 mm
- **Degree of protection: IP43**
- Safety class 1 (protective conductor connection) and safety class 2 (total insulation)
- Color: RAL 7035 (light gray)
- Unassembled casing with unassembled enclosed door¹⁾ and espagnolette lock which can be replaced by other locking systems
- Flanges: 1-component flange at the bottom incoming side, 2-component flange at the top outgoing side

Selection and ordering data

Cabinet (internal/external dimensions)		Safety class 1		Pack. unit	Safety class 2		Pack. unit
Height mm	Width mm	Order No.	Price	Items	Order No.	Price	Items
		PG 039	1 item		PG 039	1 item	
600/650 	250/300	8GK1 102-2KK12		1	8GK1 112-2KK12		1
	500/550	8GK1 102-2KK22		1	8GK1 112-2KK22		1
	750/800	8GK1 102-2KK32		1	8GK1 112-2KK32		1
	1000/1050	8GK1 102-2KK42		1	8GK1 112-2KK42		1
	1250/1300	8GK1 102-2KK52		1	8GK1 112-2KK52		1
750/800 	250/300	8GK1 102-3KK12		1	8GK1 112-3KK12		1
	500/550	8GK1 102-3KK22		1	8GK1 112-3KK22		1
	750/800	8GK1 102-3KK32		1	8GK1 112-3KK32		1
	1000/1050	8GK1 102-3KK42		1	8GK1 112-3KK42		1
	1250/1300	8GK1 102-3KK52		1	8GK1 112-3KK52		1
900/950 	250/300	8GK1 102-4KK12		1	8GK1 112-4KK12		1
	500/550	8GK1 102-4KK22		1	8GK1 112-4KK22		1
	750/800	8GK1 102-4KK32		1	8GK1 112-4KK32		1
	1000/1050	8GK1 102-4KK42		1	8GK1 112-4KK42		1
	1250/1300	8GK1 102-4KK52		1	8GK1 112-4KK52		1

For quick-assembly kits and assembly kits, please refer to pages 3/16 to 3/29.
For accessories, please refer to page 3/31 ff.

1) Cabinets with a width of 750 mm/800 mm or more will be delivered with a double door.

ALPHA 400 - DIN Wall-Mounted Distribution Boards

Unequipped Distribution Boards (Flat Pack Delivery)

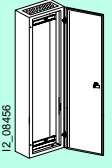
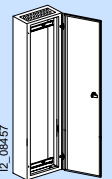
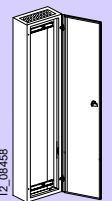
8GK1 surface mounting distribution boards

3

Benefits

- Flat Pack: cabinet assembly kit for self-assembly; the cabinet-high quick-assembly kits and the assembly kits can be mounted directly onto the platform of this cabinet assembly kit
- Cabinet depth: 210 mm
- **Degree of protection: IP43**
- Safety class 1 (protective conductor connection) and safety class 2 (total insulation)
- Color: RAL 7035 (light gray)
- Unassembled casing with unassembled enclosed door¹⁾ and espagnolette lock which can be replaced by other locking systems
- Flanges:
 - 1-component flange at the bottom incoming side,
 - 2-component flange at the top outgoing side

Selection and ordering data

Cabinet (internal/external dimensions)		Safety class 1			Safety class 2		
Height mm	Width mm	Order No.	Price	Pack. unit	Order No.	Price	Pack. unit
		PG 039	1 item	Items	PG 039	1 item	Items
1050/1100 	250/300	8GK1 102-5KK12		1	8GK1 112-5KK12		1
	500/550	8GK1 102-5KK22		1	8GK1 112-5KK22		1
	750/800	8GK1 102-5KK32		1	8GK1 112-5KK32		1
	1000/1050	8GK1 102-5KK42		1	8GK1 112-5KK42		1
	1250/1300	8GK1 102-5KK52		1	8GK1 112-5KK52		1
1200/1250 	250/300	8GK1 102-6KK12		1	8GK1 112-6KK12		1
	500/550	8GK1 102-6KK22		1	8GK1 112-6KK22		1
	750/800	8GK1 102-6KK32		1	8GK1 112-6KK32		1
	1000/1050	8GK1 102-6KK42		1	8GK1 112-6KK42		1
	1250/1300	8GK1 102-6KK52		1	8GK1 112-6KK52		1
1350/1400 	250/300	8GK1 102-7KK12		1	8GK1 112-7KK12		1
	500/550	8GK1 102-7KK22		1	8GK1 112-7KK22		1
	750/800	8GK1 102-7KK32		1	8GK1 112-7KK32		1
	1000/1050	8GK1 102-7KK42		1	8GK1 112-7KK42		1
	1250/1300	8GK1 102-7KK52		1	8GK1 112-7KK52		1

For quick-assembly kits and assembly kits, please refer to pages 3/16 to 3/29.
 For accessories, please refer to page 3/31 ff.

1) Cabinets with a width of 750 mm/800 mm or more will be delivered with a double door.

ALPHA 400 - DIN Wall-Mounted Distribution Boards

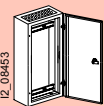

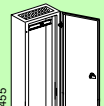
Unequipped Distribution Boards (Pre-Assembled)

8GK1 surface mounting distribution boards

Benefits

- Cabinet depth: 210 mm
- **Degree of protection: IP43**
- Safety class 1 (protective conductor connection) and safety class 2 (total insulation)
- Color: RAL 7035 (light gray)
- Pre-assembled casing with door¹⁾ and espagnolette lock which can be replaced by other locking systems
- Flanges: 1-component flange at the bottom incoming side, 2-component flange at the top outgoing side

Selection and ordering data

Cabinet (internal/external dimensions)		Safety class 1			Safety class 2		
Height mm	Width mm	Order No.	Price	Pack. unit	Order No.	Price	Pack. unit
		PG 039	1 item	Items	PG 039	1 item	Items
600/650 	250/300	8GK1 122-2KK12		1	8GK1 132-2KK12		1
	500/550	8GK1 122-2KK22		1	8GK1 132-2KK22		1
	750/800	8GK1 122-2KK32		1	8GK1 132-2KK32		1
	1000/1050	8GK1 122-2KK42		1	8GK1 132-2KK42		1
	1250/1300	8GK1 122-2KK52		1	8GK1 132-2KK52		1
750/800 	250/300	8GK1 122-3KK12		1	8GK1 132-3KK12		1
	500/550	8GK1 122-3KK22		1	8GK1 132-3KK22		1
	750/800	8GK1 122-3KK32		1	8GK1 132-3KK32		1
	1000/1050	8GK1 122-3KK42		1	8GK1 132-3KK42		1
	1250/1300	8GK1 122-3KK52		1	8GK1 132-3KK52		1
900/950 	250/300	8GK1 122-4KK12		1	8GK1 132-4KK12		1
	500/550	8GK1 122-4KK22		1	8GK1 132-4KK22		1
	750/800	8GK1 122-4KK32		1	8GK1 132-4KK32		1
	1000/1050	8GK1 122-4KK42		1	8GK1 132-4KK42		1
	1250/1300	8GK1 122-4KK52		1	8GK1 132-4KK52		1

For quick-assembly kits and assembly kits, please refer to pages 3/16 to 3/29.
For accessories, please refer to page 3/31 ff.

1) Cabinets with a width of 750 mm/800 mm or more will be delivered with a double door.

ALPHA 400 - DIN Wall-Mounted Distribution Boards

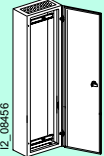
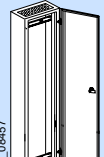
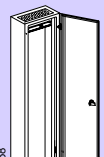
Unequipped Distribution Boards (Pre-Assembled)

8GK1 surface mounting distribution boards

Benefits

- Cabinet depth: 210 mm
- **Degree of protection: IP43**
- Safety class 1 (protective conductor connection) and safety class 2 (total insulation)
- Color: RAL 7035 (light gray)
- Pre-assembled casing with door¹⁾ and espagnolette lock which can be replaced by other locking systems
- Flanges:
 - 1-component flange at the bottom incoming side,
 - 2-component flange at the top outgoing side

Selection and ordering data

Cabinet (internal/external dimensions)		Safety class 1			Safety class 2		
Height mm	Width mm	Order No.	Price	Pack. unit	Order No.	Price	Pack. unit
		PG 039	1 item	Items	PG 039	1 item	Items
 I2_08456	250/300	8GK1 122-5KK12		1	8GK1 132-5KK12		1
	500/550	8GK1 122-5KK22		1	8GK1 132-5KK22		1
	750/800	8GK1 122-5KK32		1	8GK1 132-5KK32		1
	1000/1050	8GK1 122-5KK42		1	8GK1 132-5KK42		1
	1250/1300	8GK1 122-5KK52		1	8GK1 132-5KK52		1
 I2_08457	250/300	8GK1 122-6KK12		1	8GK1 132-6KK12		1
	500/550	8GK1 122-6KK22		1	8GK1 132-6KK22		1
	750/800	8GK1 122-6KK32		1	8GK1 132-6KK32		1
	1000/1050	8GK1 122-6KK42		1	8GK1 132-6KK42		1
	1250/1300	8GK1 122-6KK52		1	8GK1 132-6KK52		1
 I2_08458	250/300	8GK1 122-7KK12		1	8GK1 132-7KK12		1
	500/550	8GK1 122-7KK22		1	8GK1 132-7KK22		1
	750/800	8GK1 122-7KK32		1	8GK1 132-7KK32		1
	1000/1050	8GK1 122-7KK42		1	8GK1 132-7KK42		1
	1250/1300	8GK1 122-7KK52		1	8GK1 132-7KK52		1

For quick-assembly kits and assembly kits, please refer to pages 3/16 to 3/29.
For accessories, please refer to page 3/31 ff.

1) Cabinets with a width of 750 mm/800 mm or more will be delivered with a double door.

ALPHA 400 - DIN Wall-Mounted Distribution Boards

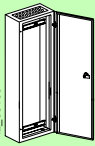

Unequipped Distribution Boards (Pre-Assembled)

8GK1 surface mounting distribution boards

Benefits

- Cabinet depth: 210 mm
- **Degree of protection: IP43**
- Safety class 1 (protective conductor connection) and safety class 2 (total insulation)
- Color: RAL 7035 (light gray)
- Pre-assembled casing with door¹⁾ and espagnolette lock which can be replaced by other locking systems
- Flanges: one 2-component flange each at the incoming/outgoing side

Selection and ordering data

Cabinet (internal/external dimensions)		Safety class 1			Safety class 2		
Height mm	Width mm	Order No.	Price	Pack. unit	Order No.	Price	Pack. unit
		PG 039	1 item	Items	PG 039	1 item	Items
900/950 	250/300	8GK1 123-4KK12		1	8GK1 133-4KK12		1
	500/550	8GK1 123-4KK22		1	8GK1 133-4KK22		1
	750/800	8GK1 123-4KK32		1	8GK1 133-4KK32		1
	1000/1050	8GK1 123-4KK42		1	8GK1 133-4KK42		1
	1250/1300	8GK1 123-4KK52		1	8GK1 133-4KK52		1
1050/1100 	250/300	8GK1 123-5KK12		1	8GK1 133-5KK12		1
	500/550	8GK1 123-5KK22		1	8GK1 133-5KK22		1
	750/800	8GK1 123-5KK32		1	8GK1 133-5KK32		1
	1000/1050	8GK1 123-5KK42		1	8GK1 133-5KK42		1
	1250/1300	8GK1 123-5KK52		1	8GK1 133-5KK52		1

For quick-assembly kits and assembly kits, please refer to pages 3/16 to 3/29.
 For accessories, please refer to page 3/31 ff.

1) Cabinets with a width of 750 mm/800 mm or more will be delivered with a double door.

ALPHA 400 - DIN Wall-Mounted Distribution Boards

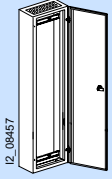
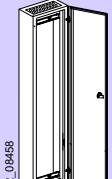
Unequipped Distribution Boards (Pre-Assembled)

8GK1 surface mounting distribution boards

Benefits

- Cabinet depth: 210 mm
- **Degree of protection: IP55**
- Safety class 1 (protective conductor connection) and safety class 2 (total insulation)
- Color: RAL 7035 (light gray)
- Pre-assembled casing with door¹⁾ and espagnolette lock which can be replaced by other locking systems
- Flanges: one 2-component flange each at the incoming/outgoing side

Selection and ordering data

Cabinet (internal/external dimensions)		Safety class 1			Safety class 2		
Height mm	Width mm	Order No.	Price	Pack. unit	Order No.	Price	Pack. unit
		PG 039	1 item	Items	PG 039	1 item	Items
1200/1250 	250/300	8GK1 123-6KK12		1	8GK1 133-6KK12		1
	500/550	8GK1 123-6KK22		1	8GK1 133-6KK22		1
	750/800	8GK1 123-6KK32		1	8GK1 133-6KK32		1
	1000/1050	8GK1 123-6KK42		1	8GK1 133-6KK42		1
	1250/1300	8GK1 123-6KK52		1	8GK1 133-6KK52		1
1350/1400 	250/300	8GK1 123-7KK12		1	8GK1 133-7KK12		1
	500/550	8GK1 123-7KK22		1	8GK1 133-7KK22		1
	750/800	8GK1 123-7KK32		1	8GK1 133-7KK32		1
	1000/1050	8GK1 123-7KK42		1	8GK1 133-7KK42		1
	1250/1300	8GK1 123-7KK52		1	8GK1 133-7KK52		1

For quick-assembly kits and assembly kits, please refer to pages 3/16 to 3/29.
 For accessories, please refer to page 3/31 ff.

1) Cabinets with a width of 750 mm/800 mm or more will be delivered with a double door.

ALPHA 400 - DIN Wall-Mounted Distribution Boards

Unequipped Distribution Boards (Pre-Assembled)

8GK1 flush mounting distribution boards

Benefits


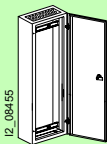
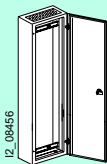
- Cabinet depth: 210 mm
- **Degree of protection: IP31** (flush mounting design comes with an integrated masking frame)
- Safety class 1 (protective conductor connection) and safety class 2 (total insulation)
- Color: RAL 9016 (traffic white)
- Pre-assembled casing with door¹⁾ and espagnolette lock which can be replaced by other locking systems
- Flanges: one 2-component flange each at the incoming/outgoing side

Note:

With flush-mounted distribution boards, the wall anchors are included in the scope of delivery.

The wall recessed box can optionally be pre-mounted during the construction phase. It is, however, not absolutely necessary.

Selection and ordering data

Cabinet (internal/external dimensions)		Safety class 1			Safety class 2		
Height mm	Width mm	Order No.	Price	Pack. unit	Order No.	Price	Pack. unit
		PG 039	1 item	Items	PG 039	1 item	Items
750/800 	250/300	8GK1 121-3KK12		1	8GK1 131-3KK12		1
	500/550	8GK1 121-3KK22		1	8GK1 131-3KK22		1
	750/800	8GK1 121-3KK32		1	8GK1 131-3KK32		1
	1000/1050	8GK1 121-3KK42		1	8GK1 131-3KK42		1
	1250/1300	8GK1 121-3KK52		1	8GK1 131-3KK52		1
900/950 	250/300	8GK1 121-4KK12		1	8GK1 131-4KK12		1
	500/550	8GK1 121-4KK22		1	8GK1 131-4KK22		1
	750/800	8GK1 121-4KK32		1	8GK1 131-4KK32		1
	1000/1050	8GK1 121-4KK42		1	8GK1 131-4KK42		1
	1250/1300	8GK1 121-4KK52		1	8GK1 131-4KK52		1
1050/1100 	250/300	8GK1 121-5KK12		1	8GK1 131-5KK12		1
	500/550	8GK1 121-5KK22		1	8GK1 131-5KK22		1
	750/800	8GK1 121-5KK32		1	8GK1 131-5KK32		1
	1000/1050	8GK1 121-5KK42		1	8GK1 131-5KK42		1
	1250/1300	8GK1 121-5KK52		1	8GK1 131-5KK52		1

For quick-assembly kits and assembly kits, please refer to pages 3/16 to 3/29.
For wall recessed boxes and further accessories, please refer to page 3/30 ff.

1) Cabinets with a width of 750 mm/800 mm or more will be delivered with a double door.

ALPHA 400 - DIN Wall-Mounted Distribution Boards Unequipped Distribution Boards (Pre-Assembled)

8GK1 flush mounting distribution boards

3

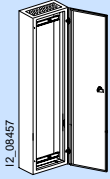
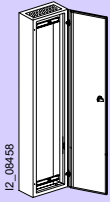
Benefits

- Cabinet depth: 210 mm
- **Degree of protection: IP31** (flush mounting design comes with an integrated masking frame)
- Safety class 1 (protective conductor connection) and safety class 2 (total insulation)
- Color: RAL 9016 (traffic white)
- Pre-assembled casing with door¹⁾ and espagnolette lock which can be replaced by other locking systems
- Flanges: one 2-component flange each at the incoming/outgoing side

Note:

With flush-mounted distribution boards, the wall anchors are included in the scope of delivery. The wall recessed box can optionally be pre-mounted during the construction phase. It is, however, not absolutely necessary.

Selection and ordering data

Cabinet (internal/external dimensions)		Safety class 1			Safety class 2		
Height mm	Width mm	Order No.	Price	Pack. unit	Order No.	Price	Pack. unit
		PG 039	1 item	Items	PG 039	1 item	Items
1200/1250 	250/300	8GK1 121-6KK12		1	8GK1 131-6KK12		1
	500/550	8GK1 121-6KK22		1	8GK1 131-6KK22		1
	750/800	8GK1 121-6KK32		1	8GK1 131-6KK32		1
	1000/1050	8GK1 121-6KK42		1	8GK1 131-6KK42		1
	1250/1300	8GK1 121-6KK52		1	8GK1 131-6KK52		1
1350/1400 	250/300	8GK1 121-7KK12		1	8GK1 131-7KK12		1
	500/550	8GK1 121-7KK22		1	8GK1 131-7KK22		1
	750/800	8GK1 121-7KK32		1	8GK1 131-7KK32		1
	1000/1050	8GK1 121-7KK42		1	8GK1 131-7KK42		1
	1250/1300	8GK1 121-7KK52		1	8GK1 131-7KK52		1

For quick-assembly kits and assembly kits, please refer to pages 3/16 to 3/29.
For wall recessed boxes and further accessories, please refer to page 3/30 ff.

1) Cabinets with a width of 750 mm/800 mm or more will be delivered with a double door.

ALPHA 400 - DIN Wall-Mounted Distribution Boards

Quick-assembly Kits for Unequipped Distribution Boards

8GK4 quick-assembly kits for modular installation devices




Benefits

• Quick-assembly kits are pre-assembled, cabinet-high system components for the most common application requirements.

Such kits already include the longitudinal stays and can be snapped into the unequipped distribution boards of the respective mounting height

thanks to their time-saving quick-acting locking technique.

Selection and ordering data

Quick-assembly kits (external dimensions)		Rows/MW	125 mm tier spacing with N/PE bar			150 mm tier spacing without N/PE bar		
Height mm	Width mm		Order No PG 039	Price 1 item	Pack. unit Items	Order No PG 039	Price 1 item	Pack. unit Items
600	250		4/48	8GK4 001-4KK11	1	–		
	500		8/96	8GK4 001-4KK22	1	–		
750	250		5/60	8GK4 001-5KK11	1	–		
	500		10/120	8GK4 001-5KK22	1	–		
900	250		6/72	8GK4 001-6KK11	1	8GK4 051-6KK11		1
	500		12/144	8GK4 001-6KK22	1	8GK4 101-6KK22		1

The quick-assembly kits with a width of 250 mm are equipped with 7.5 mm standard mounting rails.
The quick-assembly kits with a width of 500 mm are equipped with 15 mm standard mounting rails.
For accessories, please refer to page 3/33 ff.

ALPHA 400 - DIN Wall-Mounted Distribution Boards

Quick-assembly Kits for Unequipped Distribution Boards

8GK4 quick-assembly kits
for modular installation devices

Benefits

- Quick-assembly kits are pre-assembled, cabinet-high system components for the most common application requirements.

Such kits already include the longitudinal stays and can be snapped into the unequipped distribution boards of the respective mounting height

thanks to their time-saving quick-acting locking technique.

3

Selection and ordering data

Quick-assembly kits (external dimensions)		Rows/MW	125 mm tier spacing with N/PE bar			150 mm tier spacing without N/PE bar		
Height mm	Width mm		Order No. PG 039	Price 1 item	Pack. unit Items	Order No. PG 039	Price 1 item	Pack. unit Items
1050	250	7/84	8GK4 001-7KK11		1	8GK4 051-7KK11		1
	500	14/168	8GK4 001-7KK22		1	8GK4 101-7KK22		1
1200	250	8/96	8GK4 001-8KK12		1	8GK4 101-8KK12		1
	500	16/192	8GK4 001-8KK22		1	8GK4 101-8KK22		1
1350	250	9/108	8GK4 002-8KK12		1	8GK4 102-8KK12		1
	500	18/216	8GK4 002-8KK22		1	8GK4 102-8KK22		1

The quick-assembly kits with a width of 250 mm are equipped with 7.5 mm standard mounting rails.
The quick-assembly kits with a width of 500 mm are equipped with 15 mm standard mounting rails.
For accessories, please refer to page 3/33 ff.

ALPHA 400 - DIN Wall-Mounted Distribution Boards





Quick-assembly Kits for Unequipped Distribution Boards

8GK4 combined quick-assembly kits

Benefits

- Terminal compartment height: 300 mm
- Quick-assembly kits are pre-assembled, cabinet-high system components for the most common application requirements.
- Such kits already include the longitudinal stays and can be snapped into the unequipped distribution boards of the respective mounting height
- thanks to their time-saving quick-acting locking technique.

Selection and ordering data

Quick-assembly kits (external dimensions))		150 mm tier spacing without N/PE bar	Pack. unit
Height mm	Width mm		Items
For terminal blocks, modular installation devices and 3NP40 70 fuse switch disconnectors			
900	250		8GK4 103-6KK12 1
1050	250		8GK4 103-7KK12 1
1200	250		8GK4 103-8KK12 1
1350	250		8GK4 104-8KK12 1

The quick-assembly kits with a width of 250 mm are equipped with 7.5 mm standard mounting rails. For accessories, please refer to page 3/33 ff.

ALPHA 400 - DIN Wall-Mounted Distribution Boards









Quick-assembly Kits for Unequipped Distribution Boards

8GK4 combined quick-assembly kits

Benefits

- Terminal compartment height: 300 mm
 - Quick-assembly kits are pre-assembled, cabinet-high system components for the most common application requirements.
- Such kits already include the longitudinal stays and can be snapped into the unequipped distribution boards of the respective mounting height
- thanks to their time-saving quick-acting locking technique.

Selection and ordering data

Quick-assembly kits (external dimensions)		150 mm tier spacing without N/PE bar	Pack. unit
Height mm	Width mm		Items
For terminal blocks, modular installation devices and unequipped panels			
900	250		8GK4 105-6KK12 1
	500		8GK4 105-6KK22 1
1050	250		8GK4 105-7KK12 1
	500		8GK4 105-7KK22 1
1200	250		8GK4 105-8KK12 1
	500		8GK4 105-8KK22 1
1350	250		8GK4 106-8KK12 1
	500		8GK4 106-8KK22 1

The quick-assembly kits with a width of 250 mm are equipped with 7.5 mm standard mounting rails. The quick-assembly kits with a width of 500 mm are equipped with 15 mm standard mounting rails. For accessories, please refer to page 3/33 ff.


ALPHA 400 - DIN Wall-Mounted Distribution Boards

Assembly Kits for Unequipped Distribution Boards

8GK4 longitudinal stays

Selection and ordering data

Height	Order No.	Price	Pack. unit
mm	PG 039	1 set	Set
For installation of the mounting kits in the unequipped distribution boards, 2 longitudinal stays are required per mounting kit width (1 set = 2 items)			
600	8GK4 851-4KK00		1 set
750	8GK4 851-5KK00		1 set
900	8GK4 851-6KK00		1 set
1050	8GK4 851-7KK00		1 set
1200	8GK4 851-8KK00		1 set
1350	8GK4 852-8KK00		1 set



ALPHA 400 - DIN Wall-Mounted Distribution Boards

Assembly Kits for Unequipped Distribution Boards

8GK4 assembly kits for modular installation devices

Benefits

- Assembly kits for individual and project-related assembly, comprising: equipment racks, front cover for unequipped panels including supports, screws and mounting accessories

- Assembly kit dimensions (in mm):
height: 150, 300, 450, 600
width: 250, 500, 750
panel-size grid dimensions:
H × W: 150 × 250


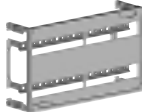


Front cover for unequipped panels can be sealed as a standard and facilitates fast and reliable fixation to the supports thanks to their quick-acting locking technique

Note:

For mounting the assembly kits into the unequipped distribution boards, 2 longitudinal stays per assembly kit are required. These longitudinal stays must be ordered separately (see page 3/20).

3

Selection and ordering data

Assembly kits (external dimensions)		Rows/MW	125 mm tier spacing without N/PE bar			150 mm tier spacing without N/PE bar		
Height mm	Width mm		Order No. PG 039	Price 1 item	Pack. unit Items	Order No. PG 039	Price 1 item	Pack. unit Items
150	250		1/12	—	—	8GK4 351-1KK12	—	1
	500		1/24	—	—	8GK4 351-1KK22	—	1
	750		1/36	—	—	8GK4 351-1KK32	—	1
300	250		2/24	8GK4 301-2KK12	1	8GK4 351-2KK12	—	1
	500		2/48	8GK4 301-2KK22	1	8GK4 351-2KK22	—	1
	750		2/72	—	—	8GK4 351-2KK32	—	1
450	250		3/36	8GK4 301-3KK12	1	8GK4 351-3KK12	—	1
	500		3/72	8GK4 301-3KK22	1	8GK4 351-3KK22	—	1
	750		3/108	—	—	8GK4 351-3KK32	—	1
600	250		4/48	8GK4 301-4KK12	1	8GK4 351-4KK12	—	1
	500		4/96	8GK4 301-4KK22	1	8GK4 351-4KK22	—	1
	750		4/144	—	—	8GK4 351-4KK32	—	1

The mounting kits with a width of 250 mm are equipped with 7.5 mm standard mounting rails.
The mounting kits with a width of 500 mm/750 mm are equipped with 15 mm standard mounting rails.
For accessories, please refer to page 3/33 ff.

ALPHA 400 - DIN Wall-Mounted Distribution Boards

Assembly Kits for Unequipped Distribution Boards

8GK4 assembly kits for horizontal terminal blocks





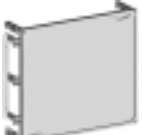

Benefits

- Assembly kits for individual and project-related assembly, comprising: equipment racks, front cover for unequipped panels including supports, screws and mounting accessories
- Assembly kit dimensions (in mm):
height: 150, 300, 450
width: 250, 500, 750
panel-size grid dimensions:
H × W: 150 × 250
- Front cover for unequipped panels can be sealed as a standard and facilitates fast and reliable fixation to the supports thanks to their quick-acting locking technique

Note:

For mounting the assembly kits into the unequipped distribution boards, 2 longitudinal stays per assembly kit are required. These longitudinal stays must be ordered separately (see page 3/20).

Selection and ordering data

Assembly kits (external dimensions)		Order No.	Price	Pack. unit
Height mm	Width mm	PG 039	1 item	Items
Terminal blocks of staged and insulated design with closed front cover for unequipped panels				
150	250		8GK4 401-1KK12	1
300	250		8GK4 401-2KK12	1
	500		8GK4 401-2KK22	1
	750		8GK4 401-2KK32	1
450	500		8GK4 401-3KK22	1
	750		8GK4 401-3KK32	1

For accessories, please refer to page 3/33 ff.

ALPHA 400 - DIN Wall-Mounted Distribution Boards

Assembly Kits for Unequipped Distribution Boards

8GK4 assembly kits
for vertical terminal blocks

Benefits

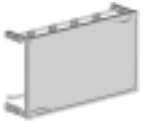
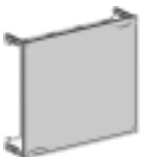

- Assembly kits for individual and project-related assembly, comprising: equipment racks, front cover for unequipped panels including supports, screws and mounting accessories
- Assembly kit dimensions (in mm):
height: 300, 450, 600
width: 250, 500, 750
panel-size grid dimensions:
H × W: 150 × 250
- Front cover for unequipped panels can be sealed as a standard and facilitates fast and reliable fixation to the supports thanks to their quick-acting locking technique

Note:

For mounting the assembly kits into the unequipped distribution boards, 2 longitudinal stays per assembly kit are required. These longitudinal stays must be ordered separately (see page 3/20).

3

Selection and ordering data

Assembly kits (external dimensions)		Order No.	Price	Pack. unit
Height mm	Width mm	PG 039	1 item	Items
Terminal blocks of insulated design with closed front cover for unequipped panels				
300	250		8GK4 402-2KK12	1
	500		8GK4 402-2KK22	1
	750		8GK4 402-2KK32	1
450	250		8GK4 402-3KK12	1
	500		8GK4 402-3KK22	1
	750		8GK4 402-3KK32	1
600	250		8GK4 402-4KK12	1
	500		8GK4 402-4KK22	1
	750		8GK4 402-4KK32	1

For accessories, please refer to page 3/33 ff.

ALPHA 400 - DIN Wall-Mounted Distribution Boards

Assembly Kits for Unequipped Distribution Boards

8GK4 assembly kits for mounting plates

Benefits

- Assembly kits for individual and project-related assembly, comprising: equipment racks, front cover for unequipped panels including supports, mounting bracket (depth-adjustable), screws and mounting accessories
- Assembly kit dimensions (in mm):
height: 300, 450, 600
width: 250, 500, 750
panel-size grid dimensions:
H × W: 150 × 250
- Front cover for unequipped panels can be sealed as a standard and facilitates fast and reliable fixation to the supports thanks to their quick-acting locking technique

Note:

For mounting the assembly kits into the unequipped distribution boards, 2 longitudinal stays per assembly kit are required. These longitudinal stays must be ordered separately (see page 3/20).

Selection and ordering data

Assembly kits (external dimensions)		Order No.	Price	Pack. unit
Height mm	Width mm	PG 039	1 item	Items
With closed front cover for unequipped panels				
300	250	8GK4 451-2KK12		1
	500	8GK4 451-2KK22		1
	750	8GK4 451-2KK32		1
450	250	8GK4 451-3KK12		1
	500	8GK4 451-3KK22		1
	750	8GK4 451-3KK32		1
600	250	8GK4 451-4KK12		1
	500	8GK4 451-4KK22		1
	750	8GK4 451-4KK32		1

For accessories, please refer to page 3/33 ff.

ALPHA 400 - DIN Wall-Mounted Distribution Boards

Assembly Kits for Unequipped Distribution Boards

8GK4 assembly kits
for unequipped panels

Benefits







- Assembly kits for individual and project-related assembly, comprising: equipment racks, front cover for unequipped panels including supports, screws and mounting accessories
- Assembly kit dimensions (in mm):
height: 75, 150, 300, 450, 600
width: 250, 500, 750
panel-size grid dimensions:
H × W: 150 × 250
- Front cover for unequipped panels can be sealed as a standard and facilitates fast and reliable fixation to the supports thanks to their quick-acting locking technique

Note:

For mounting the assembly kits into the unequipped distribution boards, 2 longitudinal stays per assembly kit are required. These longitudinal stays must be ordered separately (see page 3/20).

3

Selection and ordering data

Assembly kits (external dimensions)			Order No.	Price	Pack. unit
Height mm	Width mm		PG 039	1 item	Items
75	250		8GK4 501-0KK12		1
	500		8GK4 501-0KK22		1
150	250		8GK4 501-1KK12		1
	500		8GK4 501-1KK22		1
	750		8GK4 501-1KK32		1
300	250		8GK4 501-2KK12		1
	500		8GK4 501-2KK22		1
	750		8GK4 501-2KK32		1
450	250		8GK4 501-3KK12		1
	500		8GK4 501-3KK22		1
	750		8GK4 501-3KK32		1
600	250		8GK4 501-4KK12		1
	500		8GK4 501-4KK22		1
	750		8GK4 501-4KK32		1

For accessories, please refer to page 3/33 ff.

ALPHA 400 - DIN Wall-Mounted Distribution Boards

Assembly Kits for Unequipped Distribution Boards

8GK4 assembly kits for 3NP4 fuse switch disconnectors for support plate mounting






Benefits

- Assembly kits for individual and project-related assembly, comprising: equipment racks, front cover for unequipped panels including supports, screws and mounting accessories
- Assembly kit dimensions (in mm):
height: 300, 450
width: 250
panel-size grid dimensions:
H × W: 150 × 250
- Front cover for unequipped panels can be sealed as a standard and facilitates fast and reliable fixation to the supports thanks to their quick-acting locking technique

Note:

For mounting the assembly kits into the unequipped distribution boards, 2 longitudinal stays per assembly kit are required. These longitudinal stays must be ordered separately (see page 3/20).

Selection and ordering data

Assembly kits (external dimensions)		Order No.	Price	Pack. unit
Height mm	Width mm	PG 039	1 item	Items
With matching cover and plastic cover				
up to 160 A for NH000 LV HRC fuse switch disconnector				
300	250		1 × 3NP40 10	8GK4 551-2KK12 1
			2 × 3NP40 10	8GK4 552-2KK12 1
450	250		4 × 3NP40 10	8GK4 553-3KK12 1
up to 160 A for NH00 LV HRC fuse switch disconnector				
300	250		1 × 3NP40 70	8GK4 554-2KK12 1
			2 × 3NP40 70	8GK4 555-2KK12 1
up to 250 A for NH01 LV HRC fuse switch disconnector				
450	250		1 × 3NP42 70	8GK4 556-3KK12 1
up to 400 A for NH02 LV HRC fuse switch disconnector				
450	250		1 × 3NP43 70	8GK4 557-3KK12 1

For accessories, please refer to page 3/33 ff.

ALPHA 400 - DIN Wall-Mounted Distribution Boards

Assembly Kits for Unequipped Distribution Boards

8GK4 assembly kits for 3NP4 fuse switch disconnectors for busbar mounting

Benefits

- Assembly kits for individual and project-related assembly, comprising: equipment racks, front cover for unequipped panels including supports, screws and mounting accessories
- Assembly kit dimensions (in mm):
height: 300, 450
width: 250
panel-size grid dimensions:
H × W: 150 × 250
- Front cover for unequipped panels can be sealed as a standard and facilitates fast and reliable fixation to the supports thanks to their quick-acting locking technique




Note:

For mounting the assembly kits into the unequipped distribution boards, 2 longitudinal stays per assembly kit are required. These longitudinal stays must be ordered separately (see page 3/20).

The Cu busbar and the busbar supports must be ordered separately (see page 3/33).

3

Selection and ordering data

Assembly kits (external dimensions)		Order No.	Price	Pack. unit
Height mm	Width mm	PG 039	1 item	Items
Busbar center-to-center clearance of 40 mm/60 mm, with matching cover and plastic cover up to 160 A for NH000 LV HRC fuse switch disconnector				
300	250		1 × 3NP40 15/3NP40 16	8GK4 651-2KK12 1
			2 × 3NP40 15/3NP40 16	8GK4 652-2KK12 1
up to 160 A for NH00 LV HRC fuse switch disconnector				
450	250		1 × 3NP40 75/3NP40 76	8GK4 653-3KK12 1
			2 × 3NP40 75/3NP40 76	8GK4 654-3KK12 1
up to 250 A for NH1 LV HRC fuse switch disconnector				
450	250		1 × 3NP42 75/3NP42 76	8GK4 655-3KK12 1

For accessories, please refer to page 3/33 ff.

ALPHA 400 - DIN Wall-Mounted Distribution Boards

Assembly Kits for Unequipped Distribution Boards

8GK4 assembly kits for SENTRON VL circuit-breakers



Benefits

- Assembly kits for individual and project-related assembly, comprising: equipment racks, front cover for unequipped panels including supports, screws and mounting accessories
- Assembly kit dimensions (in mm):
height: 450, 600
width: 250
panel-size grid dimensions:
H × W: 150 × 250
- Front cover for unequipped panels can be sealed as a standard and facilitates fast and reliable fixation to the supports thanks to their quick-acting locking technique

Note:

For mounting the assembly kits into the unequipped distribution boards, 2 longitudinal stays per assembly kit are required. These longitudinal stays must be ordered separately (see page 3/20).

Selection and ordering data

Assembly kits (external dimensions)		Order No.	Price	Pack. unit
Height mm	Width mm	PG 039	1 item	Items
3- and 4-pole				
450	250	 1 × VL160X, 1 × VL160, 1 × VL250	8GK4 701-3KK12	1
600	250	 1 × VL400	8GK4 702-4KK12	1

For accessories, please refer to page 3/33 ff.

ALPHA 400 - DIN Wall-Mounted Distribution Boards Assembly Kits for Unequipped Distribution Boards

8GK4 assembly kits for bus-mounting fuse base
for busbar system mounting

Benefits

- Assembly kits for individual and project-related assembly, comprising: equipment racks, front cover for unequipped panels including supports, busbar supports for bus-mounting fuse base, screws and mounting accessories
- Assembly kit dimensions (in mm):
height: 300, 450
width: 250
panel-size grid dimensions:
H x W: 150 x 250
- Front cover for unequipped panels can be sealed as a standard and facilitates fast and reliable fixation to the supports thanks to their quick-acting locking technique



Note:

For mounting the assembly kits into the unequipped distribution boards, 2 longitudinal stays per assembly kit are required. These longitudinal stays must be ordered separately (see page 3/20).

The Cu busbar must be ordered separately (see page 3/33).

3

Selection and ordering data

Assembly kits (external dimensions)		Order No.	Price	Pack. unit
Height mm	Width mm	PG 039	1 item	Items
3-pole, busbar center-to-center clearance of 60 mm				
300	250	7 x NEOZED D02	8GK4 801-2KK12	1
				
450	250	7 x NEOZED D02	8GK4 801-3KK12	1
				

For accessories, please refer to page 3/33 ff.

ALPHA 400 - DIN Wall-Mounted Distribution Boards

Accessories

Wall recessed boxes

Selection and ordering data

Cabinet (external dimensions)		Recess dimensions H × W × D	Order No.	Price	Pack. unit
Height mm	Width mm	mm	PG 039	1 item	Items

Wall recessed boxes for flush mounting distribution boards

Ready-to-mount delivery for fast distribution board installation



800	300	860 × 360 × 215	8GK1 171-3KK12	1
	550	860 × 610 × 215	8GK1 171-3KK22	1
	800	860 × 860 × 215	8GK1 171-3KK32	1
	1050	860 × 1110 × 215	8GK1 171-3KK42	1
	1300	860 × 1360 × 215	8GK1 171-3KK52	1
950	300	1010 × 360 × 215	8GK1 171-4KK12	1
	550	1010 × 610 × 215	8GK1 171-4KK22	1
	800	1010 × 860 × 215	8GK1 171-4KK32	1
	1050	1010 × 1110 × 215	8GK1 171-4KK42	1
	1300	1010 × 1360 × 215	8GK1 171-4KK52	1
1100	300	1160 × 360 × 215	8GK1 171-5KK12	1
	550	1160 × 610 × 215	8GK1 171-5KK22	1
	800	1160 × 860 × 215	8GK1 171-5KK32	1
	1050	1160 × 1110 × 215	8GK1 171-5KK42	1
	1300	1160 × 1360 × 215	8GK1 171-5KK52	1
1250	300	1310 × 360 × 215	8GK1 171-6KK12	1
	550	1310 × 610 × 215	8GK1 171-6KK22	1
	800	1310 × 860 × 215	8GK1 171-6KK32	1
	1050	1310 × 1110 × 215	8GK1 171-6KK42	1
	1300	1310 × 1360 × 215	8GK1 171-6KK52	1
1400	300	1460 × 360 × 215	8GK1 171-7KK12	1
	550	1460 × 610 × 215	8GK1 171-7KK22	1
	800	1460 × 860 × 215	8GK1 171-7KK32	1
	1050	1460 × 1110 × 215	8GK1 171-7KK42	1
	1300	1460 × 1360 × 215	8GK1 171-7KK52	1

ALPHA 400 - DIN Wall-Mounted Distribution Boards

Accessories

Unequipped distribution boards

Selection and ordering data







Cabinet (external dimensions)		Order No.	Price	Pack. unit
Height mm	Width mm	PG 039	1 item	Items

Transparent doors (Giugiaro design) for surface mounting distribution boards ¹⁾

Degree of protection: IP43; color: RAL 7035 (light gray).

The standard-delivery sheet-steel doors can be replaced by these doors.

For cabinets with a width of 800 mm or more, the transparent doors will be delivered as a double door.

	650	300	8GK9 501-4KK10	1
		550	8GK9 501-4KK20	1
		800	8GK9 501-4KK30	1
		1050	8GK9 501-4KK40	1
	800	300	8GK9 501-5KK10	1
		550	8GK9 501-5KK20	1
		800	8GK9 501-5KK30	1
		1050	8GK9 501-5KK40	1
		1300	8GK9 501-5KK50	1
	950	300	8GK9 501-6KK10	1
		550	8GK9 501-6KK20	1
		800	8GK9 501-6KK30	1
		1050	8GK9 501-6KK40	1
		1300	8GK9 501-6KK50	1
	1100	300	8GK9 501-7KK10	1
		550	8GK9 501-7KK20	1
		800	8GK9 501-7KK30	1
		1050	8GK9 501-7KK40	1
		1300	8GK9 501-7KK50	1
	1250	300	8GK9 501-8KK10	1
		550	8GK9 501-8KK20	1
		800	8GK9 501-8KK30	1
		1050	8GK9 501-8KK40	1
		1300	8GK9 501-8KK50	1
	1400	300	8GK9 502-8KK10	1
		550	8GK9 502-8KK20	1
		800	8GK9 502-8KK30	1
		1050	8GK9 502-8KK40	1
		1300	8GK9 502-8KK50	1








1) Transparent doors for flush mounting distribution boards (color: RAL 9016 traffic white), further degrees of protection and colors are available upon request.

ALPHA 400 - DIN Wall-Mounted Distribution Boards

Accessories

Unequipped distribution boards

Selection and ordering data








	Height	Length	Order No.	Price	Pack. unit
	mm	mm	PG 039	1 item	Items
 <p>Wall-mounting rails for all wall-mounted distribution boards The distribution board can be hung precisely in very little time by only one person.</p>	250		8GK9 912-0KK10		1
	500		8GK9 912-0KK20		1
	750		8GK9 912-0KK30		1
	1000		8GK9 912-0KK40		1
	1250		8GK9 912-0KK50		1
 <p>Locking systems <u>Rotary handle</u> Standard design, made of plastic, color: RAL 7035 (light gray) Design with E012-lock and key, made of zinc die-casting, color: black</p> <p>Design without lock, made of zinc die-casting, color: black</p>			8GK9 560-0KK00		1
			8GK9 560-0KK01		1
			8GK9 560-0KK02		1
 <p>Flanges for fast and proper wiring <u>1-component flange</u> for incoming-side cable entry, comprising 11 possible knockouts, max. Ø of 50.5 mm, made of plastic <u>2-component flange (degree of protection: IP55)</u> for outgoing-side cable entry, comprising 44 possible knockouts, consisting of two elastic components</p> <p><u>Flange plate (sheet steel)</u> NEW for metric screw connections Degree of protection: IP43 Degree of protection: IP55</p>			8GK9 100-0KK00		1
			8GK9 100-0KK01		1
			8GK9 100-0KK02		1
			8GK9 100-0KK03		1
 <p>Circuit diagram pockets DIN A 3, made of sheet steel, depth 10 mm DIN A 4, made of plastic, depth 30 mm DIN A 4, transparent wrapping DIN A 5, made of sheet steel, depth 10 mm</p>			8GK9 910-0KK22		1
			PG 042 8GD9 132		1
			8GK9 910-0KK23		1
			PG 042 8GD9 286		1
 <p>Siemens nameplate made of aluminum, self-adhesive, color: petrol</p>			PG 042 8GD9 084		1
	 <p>Quick-assembly kits for telecommunication NEW made of perforated steel plates with insert nuts and quick-locking technology width: 250 mm</p>			PG 043	
		900	8GS4 016-1		1
		1050	8GS4 016-2		1
		1200	8GS4 016-3		1
 <p>Captive nuts for perforated plates NEW M6 (1 set = 10 items) M5 (1 set = 10 items) M4 (1 set = 10 items)</p>			PG 038	1 set	
			8GK9 920-0KK21		1 set
			8GK9 920-0KK22		1 set
			8GK9 920-0KK23		1 set

ALPHA 400 - DIN Wall-Mounted Distribution Boards

Accessories

Quick-assembly kits and assembly kits

Selection and ordering data





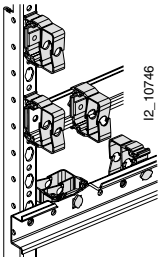
	Height	Length	Order No.	Price	Pack. unit		
	mm	mm	PG 039	1 item	Items		
 <p>Busbar supports with matching support plate 5-pole, for direct mounting on longitudinal stays</p> <p>Busbar center-to-center clearance: 40 mm for Cu busbars of 12 × 5 (10) mm and for mounting 3NP fuse switch disconnectors</p> <p>Busbar center-to-center clearance: 60 mm for Cu busbars of 12 × 5 (10) mm 20 × 5 (10) mm, 30 × 5 (10) mm</p> <p>3-pole Busbar center-to-center clearance: 60 mm for Cu busbars of 12 × 5 (10) mm 20 × 5 (10) mm, 30 × 5 (10) mm</p> <p>For 3NP fuse switch disconnectors For bus-mounting fuse bases</p>	300		8GK9 651-0KK00		1		
	450		8GK9 671-0KK00		1		
	300		8GK9 711-0KK00		1		
	300		8GK9 711-0KK01		1		
 <p>Cu busbars Cu cross section of 12 × 5 mm, rated current of 250 A</p> <p>Cu cross section of 20 × 5 mm, rated current of 320 A</p> <p>Cu cross section of 30 × 5 mm, rated current of 450 A</p>		250 500 750 1000 1250	8GK9 731-0KK10 8GK9 731-0KK20 8GK9 731-0KK30 8GK9 731-0KK40 8GK9 731-0KK50		1 1 1 1 1		
		250 500 750 1000 1250	8GK9 733-0KK10 8GK9 733-0KK20 8GK9 733-0KK30 8GK9 733-0KK40 8GK9 733-0KK50		1 1 1 1 1		
		250 500 750 1000 1250	8GK9 735-0KK10 8GK9 735-0KK20 8GK9 735-0KK30 8GK9 735-0KK40 8GK9 735-0KK50		1 1 1 1 1		
	 <p>Supports for front covers for unequipped panels long design, made of plastic (1 set = 4 items)</p>			8GK9 910-0KK30	1 set	1 set	
		 <p>N/PE bar for mounting on longitudinal stays, with 2 × 29 clamping points, 16 mm²</p>	250	8GK9 910-0KK10	1 item	1	
			Terminal blocks for circular conductors				
		 <p>Busbar thickness of 5 mm</p> <p>Busbar thickness of 10 mm</p>		Conductor cross section (mm ²) 1.5 ... 16 1.5 ... 35 16 ... 70 16 ... 120	PG 103 8US19 21-2AA00 8US19 21-2AB00 8US19 21-2AD00 8US19 21-2AC00	100 items 1 item	100 50 50 50
			1.5 ... 16 1.5 ... 35 16 ... 70 16 ... 120	8US19 21-2BA00 8US19 21-2BB00 8US19 21-2BD00 8US19 21-2BC00		100 50 50 50	
	 <p>Replacement door hinges  for wall-/floor-mounted distribution boards (1 set = 2 items)</p>				PG 038 8GK9 920-0KK24	1 set	1 set

ALPHA 400 - DIN Wall-Mounted Distribution Boards

Accessories

Quick-assembly kits and assembly kits


Selection and ordering data

	Cutout	Height	Width	Order No.	Price	Pack. unit	
		mm	mm	PG 039	1 item	Items	
 <p>Partitions for the optical and spatial separation of various potentials, made of plastic, for 210 mm mounting depth</p>	vertical	600		8GK9 101-4KK01		1	
		750		8GK9 101-5KK01		1	
		900		8GK9 101-6KK01		1	
		1050		8GK9 101-7KK01		1	
		1200		8GK9 101-8KK01		1	
		1350		8GK9 102-8KK01		1	
	 <p>horizontal</p>			250	8GK9 103-0KK10		1
				500	8GK9 103-0KK20		1
				750	8GK9 103-0KK30		1
	 <p>Cabinet-high mounting plates with fixing screws, made of sendzimir-galvanized sheet steel, for mounting on longitudinal stays, no covers possible, not depth-adjustable</p>		600	250	8GK9 531-4KK10		1
			500	8GK9 531-4KK20		1	
		750	250	8GK9 531-5KK10		1	
			500	8GK9 531-5KK20		1	
		900	250	8GK9 531-6KK10		1	
			500	8GK9 531-6KK20		1	
		1050	250	8GK9 531-7KK10		1	
			500	8GK9 531-7KK20		1	
		1200	250	8GK9 531-8KK10		1	
			500	8GK9 531-8KK20		1	
 <p>Blanking strips color RAL 7035 (light gray) for 12 MW (1 MW = 18 mm)</p>				8GK9 910-0KK00		1	
	Length 1 m without pressure-relief joint to cut to length				8GK9 910-0KK01		1
<p>Connecting kit, IP55 for side-by-side mounting of cabinets Screws, washers, nuts and 10 m sealing strip roll</p>				8GK9 920-0KK31		1	
 <p>Cable holder <small>NEW</small> for standard mounting rail (1 set = 10 items)</p>				8GK9 910-1KK80	1 set	1 set	

4

ALPHA 630 - DIN Floor-Mounted Distribution Boards

General data	4/4	Introduction
Unequipped distribution boards	4/6	Surface mounting distribution boards
Marshalling boxes	4/8	Surface mounting distribution boards
Assembly kits for unequipped distribution boards	4/9	Longitudinal stays
	4/9	Assembly kits for modular installation devices
	4/10	Assembly kits for horizontal terminal blocks
	4/11	Assembly kits for vertical terminal blocks
	4/12	Assembly kits for mounting plates
	4/13	Assembly kits for unequipped panels
	4/14	Assembly kits for 3NP4 fuse switch disconnectors for support plate mounting
	4/15	Assembly kits for 3NP4 fuse switch disconnectors for busbar mounting
	4/16	Assembly kits for SENTRON VL circuit-breakers
	4/17	Assembly kits for 3NJ4 switch disconnectors
	4/18	Assembly kits for bus-mounting fuse bases for busbar system mounting
Accessories	4/19	Unequipped distribution boards
	4/21	Assembly kits
Large ordering quantities of accessories	4/23	Assembly kits





The system

The ALPHA 630-DIN floor-mounted distribution board is the right choice wherever wall-mounted distribution boards do not provide sufficient space. It's perfect for use in both non-residential

and industrial buildings. And the design is just as practical: distribution boards and components are all available as a modular system.

for high demands.

ALPHA 630 - DIN floor-mounted distribution boards



A wide range of project-related mounting and equipping options can be realized with just a few standard components. Another advantage: it's also available as a Flat Pack.

ALPHA 630 - DIN Floor-Mounted Distribution Boards

General Data

Introduction

Application

The ALPHA 630 - DIN floor-mounted distribution boards are used for all applications for which the ALPHA 400 - DIN wall-mounted distribution boards do not provide sufficient equipping or wiring space, e.g. in administrative, non-residential, commercial and industrial buildings.

With three available mounting depths of 210 mm, 250 mm and 320 mm, it ideally supplements the Siemens distribution board product ranges.

The distribution board and its components are modularly constructed.

With just a few standard components, a wide range of project-related mounting and equipping options can be realized.

The ALPHA 630 - DIN floor-mounted distribution board range comprises wall-mounted cabinets with up to 12 modular installation devices with 12 MW per mounting width (250 mm) each. The standard mounting rail tier spacing is 150 mm. A total of 5 cabinet mounting widths are available, each with an internal dimension of 250 mm.

The cabinets can be supplied in safety class 1 (protective conductor connection) and safety class 2 (total insulation). The standard degree of protection for floor-mounted distribution boards is IP43 for cabinet depths of 210 mm (Flat Pack: delivery in the form of single parts) and IP55 for cabinet depths of 250 mm and 320 mm (pre-assembled unequipped distribution boards). The rated current is 630 A.

40-mm or 60-mm busbars with dimensions of up to 30 mm × 10 mm may be installed.

The boards' modular design facilitates easy planning, configuration, calculation, ordering and mounting.

Assembly kits which only require a one-size screwdriver for assembly are available for all mountable switchgear and modular installation devices.

Overview

System

The modular design of our new Siemens distribution board system is based on our long-term experience in the sector of distribution boards.

With this system, we have placed a special focus on our customers' individual distribution board preferences.

The system comprises unequipped distribution boards with degree of protection IP43 in the form of Flat Packs (delivery in single parts for self-assembly, explained in detail in chapter 3), pre-assembled unequipped distribution boards with degree of protection IP55, assembly kits for project-related and individual assembly as well as an extensive range of accessories.

Casings

Material: Electrogalvanized and powder-coated sheet steel.

Sheet thickness:

Degree of protection: IP43/IP55
corpus 1 mm, door 1 mm

Color:

RAL 7035 (light gray)
Further RAL colors are available upon request.

Assembly kits

The assembly kits are made of sendzimir-galvanized sheet steel and are equipped with plastic covers for a wide range of equipping options, e.g., with switchgear and modular installation devices.

The largest switchgear mountable with the ALPHA 630 - DIN floor-mounted distribution boards is Siemens switchgear with a rated current of up to 630 A.

Cabinet dimensions

All dimensions are stated in mm.

Height:
internal: 1800
external with base: 1950

Width (internal/external):
250/300, 500/550, 750/800,
1000/1050, 1250/1300

Depth (external): 210, 250, 320

Assembly kits in panel-size grid dimensions:
height x width: 150 x 250

Advantages

- Flat Pack delivery option (assembly kit for self-assembly, i.e., the assembly kits can be mounted directly onto the platform) or delivery as pre-assembled unequipped distribution board
- Eased planning thanks to modular design
- Ample wiring space behind the standard mounting rail
- Comprehensive range of assembly kits for individual and project-related assembly of Siemens switchgear and modular installation devices
- Eases assembly thanks to keyhole-fastened modules and modules with quick-acting locks
- System design acc. to DIN, EN and VDE regulations
- Stable sheet-steel casing
- Degrees of protection: IP43 and IP55
- Safety class 1 (protective conductor connection) and safety class 2 (total insulation)
- High-quality surface finish: cabinets made of electrogalvanized and powder-coated sheet steel, system components made of sendzimir-galvanized sheet steel, galvanized and transparently chromated small components and screws
- Doors can be hinged on the right or left
- Door opening angle of 170°
- Replaceable locking systems (accessories)
- Transparent doors in Giugiaro design (accessories)
- Panel front cover with sealable 90° quick-release locks
- Environmentally-compatible and recyclable plastics.



ALPHA 630 - DIN Floor-Mounted Distribution Boards

General Data

Introduction

4

Technical data

Overvoltage category		III
Rated impulse withstand voltage U_{imp}	kV	6
Clearance and creepage distances		DIN VDE 0110
Rated insulation voltage U_i	V	690
Rated operational voltage U_g	V AC/DC	690
Rated voltage U_n (40 Hz to 60 Hz AC)	V	690 for built-in devices
Rated current	A	Up to 630
Rated peak short-circuit current I_{pk}	kA	Up to 61.3 (3-pole) ²⁾ , conduction interval of 30 ms
Rated short-time current I_{cw}	kA	20, conduction interval of 1 s
Protective measures		Safety class 1 (protective conductor connection) Safety class 2 (total insulation)
Number of conductors within the busbar run		4/5
Degree of protection acc. to EN 60 529		IP43 with door, IP55 with door (with matching flanges)
Mounting rail tier spacing per standard mounting rail tier	mm	150
Modular width (MW)		18 mm, 12 MW + 1 mountable MW
Degree of pollution		3
Ambient temperature	°C	35 (24-h average value)
Relative air humidity	%	50 at 40 °C
Test specifications		Acc. to EN 60439-1/3 (VDE 0660 Part 500/504), DIN VDE 0603-1
Casing		Sheet steel
Mounting dimensions		DIN 43870
Surface		Electrogalvanized and powder-coated
Color¹⁾		RAL 7035 (light gray)
Locking system		3-point locking system with integral espagnolette lock (the locking system may be replaced by other locking systems upon request)
Packing material		Shock-proof, environmentally-compatible

Cabinet dimensions

Cabinet (external dimension)		
Height mm	Width mm	Depth mm
1950 with base (100 mm)	300	210
	550	
	800	
	1050	
	1300	
1950 with base (100 mm)	300	250
	550	
	800	
	1050	
	1300	
1950 with base (100 mm)	300	320
	550	
	800	
	1050	
	1300	

1) Further RAL colors are available upon request.

2) Busbar support distance: 400 mm, Cu busbars: 30 mm x 10 mm.

ALPHA 630 - DIN Floor-Mounted Distribution Boards

Unequipped Distribution Boards

8GK1 surface mounting distribution boards

Benefits

- Delivery options:
 - Flat Pack (cabinet kit for self-assembly: the cabinet-high quick-assembly kits and the mounting kits can be mounted directly on the platform (back plate) of this kit)
 - Pre-assembled unequipped distribution board
- Cabinet depth 210 mm
- Safety class 1 (protective conductor connection) and safety class 2 (total insulation)
- Degree of protection IP43
- Color RAL 7035 (light gray)
- Casing (with base) with unassembled enclosed door¹⁾ or pre-assembled casing (with base) with door¹⁾ and espagnolette lock which can be replaced by other locking systems
- Flanges one 2-component flange each on the outgoing side

Selection and ordering data

Cabinet (internal/external dimensions)		Safety class 1			Safety class 2		
Height mm	Width mm	Order No.	Price	Pack. unit	Order No.	Price	Pack. unit
		PG 039	1 item	Items	PG 039	1 item	Items
Cabinet depth of 210 mm		Flat Pack delivery, degree of protection: IP43					
1800/ 1950 with base 	250/300	8GK1 302-8KK12		1	8GK1 312-8KK12		1
	500/550	8GK1 302-8KK22		1	8GK1 312-8KK22		1
	750/800	8GK1 302-8KK32		1	8GK1 312-8KK32		1
	1000/1050	8GK1 302-8KK42		1	8GK1 312-8KK42		1
	1250/1300	8GK1 302-8KK52		1	8GK1 312-8KK52		1
Cabinet depth of 210 mm		Delivery as pre-assembled unequipped distribution board, degree of protection: IP43					
1800/ 1950 with base 	250/300	8GK1 322-8KK12		1	8GK1 332-8KK12		1
	500/550	8GK1 322-8KK22		1	8GK1 332-8KK22		1
	750/800	8GK1 322-8KK32		1	8GK1 332-8KK32		1
	1000/1050	8GK1 322-8KK42		1	8GK1 332-8KK42		1
	1250/1300	8GK1 322-8KK52		1	8GK1 332-8KK52		1

For assembly kits, please refer to page 4/9 ff.
For accessories, please refer to page 4/19 ff.

1) Cabinets with a width of 750 mm/800 mm or more will be delivered with a double door.

ALPHA 630 - DIN Floor-Mounted Distribution Boards


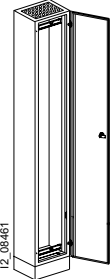
Unequipped Distribution Boards

8GK1 surface mounting distribution boards

Benefits

- Delivery options
Pre-assembled unequipped distribution board
- Cabinet depths: 250 mm and 320 mm
- Safety class 1 (protective conductor connection) and safety class 2 (total insulation)
- Degree of protection IP55
- Color RAL 7035 (light gray)
- Unassembled casing (with base) with unassembled enclosed door¹⁾ or pre-assembled casing (with base) with door¹⁾ and espagnolette lock which can be replaced by other locking systems
- Flanges
one 2-component flange each on the incoming/outgoing side

Selection and ordering data

Cabinet (internal/external dimensions)		Safety class 1			Safety class 2		
Height mm	Width mm	Order No.	Price	Pack. unit	Order No.	Price	Pack. unit
		PG 039	1 item	Items	PG 039	1 item	Items
Cabinet depth of 250 mm		Delivery as pre-assembled unequipped distribution board, degree of protection: IP55					
1800/ 1950 with base 	250/300	8GK1 323-8KK13		1	8GK1 333-8KK13		1
	500/550	8GK1 323-8KK23		1	8GK1 333-8KK23		1
	750/800	8GK1 323-8KK33		1	8GK1 333-8KK33		1
	1000/1050	8GK1 323-8KK43		1	8GK1 333-8KK43		1
	1250/1300	8GK1 323-8KK53		1	8GK1 333-8KK53		1
Cabinet depth of 320 mm		Delivery as pre-assembled unequipped distribution board, degree of protection: IP55					
1800/ 1950 with base 	250/300	8GK1 323-8KK14		1	8GK1 333-8KK14		1
	500/550	8GK1 323-8KK24		1	8GK1 333-8KK24		1
	750/800	8GK1 323-8KK34		1	8GK1 333-8KK34		1
	1000/1050	8GK1 323-8KK44		1	8GK1 333-8KK44		1
	1250/1300	8GK1 323-8KK54		1	8GK1 333-8KK54		1

For assembly kits, please refer to page 4/9 ff.
For accessories, please refer to page 4/19 ff.

1) Cabinets with a width of 750 mm/800 mm or more will be delivered with a double door.

ALPHA 630 - DIN Floor-Mounted Distribution Boards

Marshalling boxes



8GK1 surface mounting distribution boards

Benefits

- Marshalling boxes for supporting the incoming/outgoing cables, option for terminal blocks available
- Large, foamed front cover with fixing screws
- Dimensions height 350 mm, depths 210 mm, 250 mm and 320 mm
- Safety class 1 (protective conductor connection)
- Degree of protection IP43 and IP55
- Color RAL 7035 (light gray)
- Flanges must be ordered separately

Selection and ordering data

Marshalling box (external dimensions)			Safety class 1	Pack. unit
Height mm	Width mm		Order No.	Price
			PG 039	1 item
Marshalling box depth of 210 mm			Degree of protection IP43	
350	300		8GK1 382-0KK12	1
	550		8GK1 382-0KK22	1
	800		8GK1 382-0KK32	1
	1050		8GK1 382-0KK42	1
	1300		8GK1 382-0KK52	1
Marshalling box depth of 250 mm			Degree of protection IP55	
350	300		8GK1 383-0KK13	1
	550		8GK1 383-0KK23	1
	800		8GK1 383-0KK33	1
	1050		8GK1 383-0KK43	1
	1300		8GK1 383-0KK53	1
Marshalling box depth of 320 mm			Degree of protection IP55	
350	300		8GK1 383-0KK14	1
	550		8GK1 383-0KK24	1
	800		8GK1 383-0KK34	1
	1050		8GK1 383-0KK44	1
	1300		8GK1 383-0KK54	1

Selection and ordering data

Height	Depth	Order No.	Price	Pack. unit
mm	mm	PG 039	1 set	Sets
Stays				
Stays are available for installation in the marshalling boxes (1 set = 2 items)				
300	210	8GK4 855-2KK02		1 set
	250, 320	8GK4 855-2KK03		1 set

ALPHA 630 - DIN Floor-Mounted Distribution Boards

Assembly Kits for Unequipped Distribution Boards

8GK4 longitudinal stays

Selection and ordering data

Height	Depth	Order No.	Price	Pack. unit
mm	mm	PG 039	1 set	Sets
2 longitudinal stays (1 set = 2 items) per assembly kit are required for mounting the assembly kits into the unequipped distribution boards				
1800	210	8GK4 853-8KK00		1 set
	250, 320	8GK4 853-8KK01		1 set



4

8GK4 assembly kits for modular installation devices

Benefits

- Assembly kits for individual and project-related assembly, comprising: equipment racks, front cover for unequipped panels including supports, screws and mounting accessories

- Assembly kit dimensions (in mm)
height: 150, 300, 450, 600
width: 250, 500, 750
panel-size grid dimensions
H × W: 150 × 250

- Front cover for unequipped panels can be sealed as a standard and facilitates fast and reliable fixation to the supports thanks to their quick-acting locking technique

Note:

For mounting the assembly kits into the unequipped distribution boards, 2 longitudinal stays per assembly kit are required. These longitudinal stays must be ordered separately.

Selection and ordering data

Assembly kits (external dimensions)		Rows/MW	150 mm tier spacing without N/PE bar		Pack. unit
Height mm	Width mm		Order No.	Price	
150	250	1/12	PG 039	1 item	Items
	500	1/24	8GK4 351-1KK12		1
	750	1/36	8GK4 351-1KK22		1
300	250	2/24	8GK4 351-1KK32		1
	500	2/48	8GK4 351-2KK12		1
	750	2/72	8GK4 351-2KK22		1
450	250	3/36	8GK4 351-2KK32		1
	500	3/72	8GK4 351-3KK12		1
	750	3/108	8GK4 351-3KK22		1
600	250	4/48	8GK4 351-3KK32		1
	500	4/96	8GK4 351-4KK12		1
	750	4/144	8GK4 351-4KK22		1
			8GK4 351-4KK32		1

The mounting kits with a width of 250 mm are equipped with 7.5 mm standard mounting rails. The mounting kits with a width of 500 mm/750 mm are equipped with 15 mm standard mounting rails. For accessories, please refer to page 4/21 ff.

ALPHA 630 - DIN Floor-Mounted Distribution Boards

Assembly Kits for Unequipped Distribution Boards

8GK4 assembly kits for horizontal terminal blocks





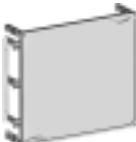
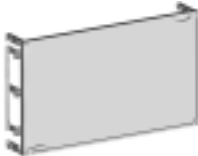
Benefits

- Assembly kits for individual and project-related assembly, comprising: equipment racks, front cover for unequipped panels including supports, screws and mounting accessories
- Assembly kit dimensions (in mm):
height: 150, 300, 450
width: 250, 500, 750
panel-size grid dimensions:
H × W: 150 × 250
- Front cover for unequipped panels can be sealed as a standard and facilitates fast and reliable fixation to the supports thanks to their quick-acting locking technique

Note:

For mounting the assembly kits into the unequipped distribution boards, 2 longitudinal stays per assembly kit are required. These longitudinal stays must be ordered separately (see page 4/9).

Selection and ordering data

Assembly kits (external dimensions)		Order No.	Price	Pack. unit
Height mm	Width mm	PG 039	1 item	Items
Terminal blocks of staged and insulated design with closed front cover for unequipped panels				
150	250		8GK4 401-1KK12	1
300	250		8GK4 401-2KK12	1
	500		8GK4 401-2KK22	1
	750		8GK4 401-2KK32	1
450	500		8GK4 401-3KK22	1
	750		8GK4 401-3KK32	1

For accessories, please refer to page 4/19 ff.

ALPHA 630 - DIN Floor-Mounted Distribution Boards

Assembly Kits for Unequipped Distribution Boards

8GK4 assembly kits
for vertical terminal blocks










Benefits

- Assembly kits for individual and project-related assembly, comprising: equipment racks, front cover for unequipped panels including supports, screws and mounting accessories
- Assembly kit dimensions (in mm):
height: 300, 450, 600
width: 250, 500, 750
panel-size grid dimensions:
H × W: 150 × 250
- Front cover for unequipped panels can be sealed as a standard and facilitates fast and reliable fixation to the supports thanks to their quick-acting locking technique

Note:

For mounting the assembly kits into the unequipped distribution boards, 2 longitudinal stays per assembly kit are required. These longitudinal stays must be ordered separately (see page 4/9).

Selection and ordering data

Assembly kits (external dimensions)		Order No.	Price	Pack. unit
Height mm	Width mm	PG 039	1 item	Items
Terminal blocks of insulated design with closed front cover for unequipped panels				
300	250		8GK4 402-2KK12	1
	500		8GK4 402-2KK22	1
	750		8GK4 402-2KK32	1
450	250		8GK4 402-3KK12	1
	500		8GK4 402-3KK22	1
	750		8GK4 402-3KK32	1
600	250		8GK4 402-4KK12	1
	500		8GK4 402-4KK22	1
	750		8GK4 402-4KK32	1

For accessories, please refer to page 4/19 ff.

ALPHA 630 - DIN Floor-Mounted Distribution Boards

Assembly Kits for Unequipped Distribution Boards










8GK4 assembly kits for mounting plates

Benefits

- Assembly kits for individual and project-related assembly, comprising: equipment racks, front cover for unequipped panels including supports, mounting brackets (depth-adjustable), screws and mounting accessories
- Assembly kit dimensions (in mm)
height: 300, 450, 600
width: 250, 500, 750
panel-size grid dimensions: H × W: 150 × 250
- Front cover for unequipped panels can be sealed as a standard and facilitates fast and reliable fixation to the supports thanks to their quick-acting locking technique

Note:
For mounting the assembly kits into the unequipped distribution boards, 2 longitudinal stays per assembly kit are required. These longitudinal stays must be ordered separately (see page 4/9).

Selection and ordering data

Assembly kits (external dimensions)		Order No.	Price	Pack. unit
Height mm	Width mm	PG 039	1 item	Items
With closed front cover for unequipped panels				
300	250		8GK4 451-2KK12	1
	500		8GK4 451-2KK22	1
	750		8GK4 451-2KK32	1
450	250		8GK4 451-3KK12	1
	500		8GK4 451-3KK22	1
	750		8GK4 451-3KK32	1
600	250		8GK4 451-4KK12	1
	500		8GK4 451-4KK22	1
	750		8GK4 451-4KK32	1

For accessories, please refer to page 4/19 ff.

ALPHA 630 - DIN Floor-Mounted Distribution Boards

Assembly Kits for Unequipped Distribution Boards

8GK4 assembly kits
for unequipped panels






Benefits

- Assembly kits for individual and project-related assembly, comprising: equipment racks, front cover for unequipped panels including supports, screws and mounting accessories
- Assembly kit dimensions (in mm)
height: 75, 150, 300, 450, 600
width: 250, 500, 750
panel-size grid dimensions:
H × W: 150 × 250
- Front cover for unequipped panels can be sealed as a standard and facilitates fast and reliable fixation to the supports thanks to their quick-acting locking technique

Note:

For mounting the assembly kits into the unequipped distribution boards, 2 longitudinal stays per assembly kit are required. These longitudinal stays must be ordered separately (see page 4/9).

Selection and ordering data

Assembly kits (external dimensions)			Order No.	Price	Pack. unit
Height mm	Width mm		PG 039	1 item	Items
75	250		8GK4 501-0KK12		1
	500		8GK4 501-0KK22		1
	750		8GK4 501-0KK32		1
150	250		8GK4 501-1KK12		1
	500		8GK4 501-1KK22		1
	750		8GK4 501-1KK32		1
300	250		8GK4 501-2KK12		1
	500		8GK4 501-2KK22		1
	750		8GK4 501-2KK32		1
450	250		8GK4 501-3KK12		1
	500		8GK4 501-3KK22		1
	750		8GK4 501-3KK32		1
600	250		8GK4 501-4KK12		1
	500		8GK4 501-4KK22		1
	750		8GK4 501-4KK32		1

For accessories, please refer to page 4/19 ff.

ALPHA 630 - DIN Floor-Mounted Distribution Boards

Assembly Kits for Unequipped Distribution Boards

8GK4 assembly kits for 3NP4 fuse switch disconnectors for support plate mounting







Benefits

- Assembly kits for individual and project-related assembly, comprising: equipment racks, front cover for unequipped panels including supports, screws and mounting accessories
- Assembly kit dimensions (in mm):
height: 300, 450
width: 250, 500
panel-size grid dimensions: H × W: 150 × 250
- Front cover for unequipped panels can be sealed as a standard and facilitates fast and reliable fixation to the supports thanks to their quick-acting locking technique

Note:

For mounting the assembly kits into the unequipped distribution boards, 2 longitudinal stays per assembly kit are required. These longitudinal stays must be ordered separately (see page 4/9).

Selection and ordering data

Assembly kits (external dimensions)		Order No.	Price	Pack. unit
Height mm	Width mm	PG 039	1 item	Items
For 3NP4 fuse switch disconnectors for support plate mounting				
With matching cover and plastic cover				
up to 160 A, for LV HRC fuse switch disconnectors in size NH000				
300	250	 1 × 3NP40 10	8GK4 551-2KK12	1
		2 × 3NP40 10	8GK4 552-2KK12	1
450	250	 4 × 3NP40 10	8GK4 553-3KK12	1
up to 160 A, for LV HRC fuse switch disconnectors in size NH00				
300	250	 1 × 3NP40 70	8GK4 554-2KK12	1
		2 × 3NP40 70	8GK4 555-2KK12	1
up to 250 A, for LV HRC fuse switch disconnectors in size NH1				
450	250	 1 × 3NP42 70	8GK4 556-3KK12	1
up to 400 A, for LV HRC fuse switch disconnectors in size NH2				
450	250	 1 × 3NP43 70	8GK4 557-3KK12	1
up to 630 A, for LV HRC fuse switch disconnectors in size NH3				
450	500	 1 × 3NP44 70	8GK4 558-3KK13	1

For accessories, please refer to page 4/19 ff.

ALPHA 630 - DIN Floor-Mounted Distribution Boards Assembly Kits for Unequipped Distribution Boards

8GK4 assembly kits for 3NP4 fuse switch disconnectors for busbar mounting

Benefits

- Assembly kits for individual and project-related assembly, comprising: equipment racks, front cover for unequipped panels including supports, screws and mounting accessories
- Assembly kit dimensions (in mm)
height: 300, 450
width: 250
panel-size grid dimensions:
H × W: 150 × 250
- Front cover for unequipped panels can be sealed as a standard and facilitates fast and reliable fixation to the supports thanks to their quick-acting locking technique

Note:

For mounting the assembly kits into the unequipped distribution boards, 2 longitudinal stays per assembly kit are required. These longitudinal stays must be ordered separately (see page 4/9).

The Cu busbar and the busbar supports must be ordered separately (see page 4/21).

4

Selection and ordering data

Assembly kits (external dimensions)		Order No.	Price	Pack. unit
Height mm	Width mm	PG 039	1 item	Items
Busbar center-to-center clearance of 40 mm/60 mm, with matching cover and plastic cover up to 160 A, for LV HRC fuse switch disconnectors in size NH000				
300	250	1 × 3NP40 15/3NP40 16	8GK4 651-2KK12	1
		2 × 3NP40 15/3NP40 16	8GK4 652-2KK12	1
up to 160 A, for LV HRC fuse switch disconnectors in size NH00				
450	250	1 × 3NP40 75/3NP40 76	8GK4 653-3KK12	1
		2 × 3NP40 75/3NP40 76	8GK4 654-3KK12	1
up to 250 A, for LV HRC fuse switch disconnectors NH1				
450	250	1 × 3NP42 75/3NP42 76	8GK4 655-3KK12	1

For accessories, please refer to page 4/19 ff.

ALPHA 630 - DIN Floor-Mounted Distribution Boards

Assembly Kits for Unequipped Distribution Boards

8GK4 assembly kits for SENTRON VL circuit-breakers





Benefits

- Assembly kits for individual and project-related assembly, comprising: equipment racks, front cover for unequipped panels including supports, screws and mounting accessories
- Assembly kit dimensions (in mm)
height: 450, 600
width: 250, 500
panel-size grid dimensions:
H × W: 150 × 250
- Front cover for unequipped panels can be sealed as a standard and facilitates fast and reliable fixation to the supports thanks to their quick-acting locking technique

Note:

For mounting the assembly kits into the unequipped distribution boards, 2 longitudinal stays per assembly kit are required. These longitudinal stays must be ordered separately (see page 4/9).

Selection and ordering data

Assembly kits (external dimensions)		Order No.	Price	Pack. unit
Height mm	Width mm	PG 039	1 item	Items
3-pole				
450	250		1 × VL160X, 1 × VL160, 1 × VL250	8GK4 701-3KK12 1
600	250		1 × VL400	8GK4 702-4KK12 1
			1 × VL630	8GK4 703-4KK13 1
4-pole				
600	500		1 × VL630	8GK4 704-4KK13 1

For accessories, please refer to page 4/19 ff.

ALPHA 630 - DIN Floor-Mounted Distribution Boards

Assembly Kits for Unequipped Distribution Boards

8GK4 assembly kits
for 3NJ4 switch disconnectors

Benefits

- Assembly kits for individual and project-related assembly, comprising: equipment racks, front cover for unequipped panels including supports, screws and mounting accessories
- Assembly kit dimensions (in mm)
height: 600, 500, 750
width: 250, 500, 750
panel-size grid dimensions:
H × W: 150 × 250
- Front cover for unequipped panels can be sealed as a standard and facilitates fast and reliable fixation to the supports thanks to their quick-acting locking technique

Note:

For mounting the assembly kits into the unequipped distribution boards, 2 longitudinal stays per assembly kit are required. These longitudinal stays must be ordered separately (see page 4/9).

Selection and ordering data

Assembly kits (external dimensions)		Order No.	Price	Pack. unit
Height mm	Width mm	PG 039	1 item	Items
Busbar center-to-center clearance of 100 mm with busbar support				
600	250	4 × 3NJ4, size 00	8GK4 751-4KK13	1
	500	9 × 3NJ4, size 00	8GK4 751-4KK23	1
	750	14 × 3NJ4, size 00	8GK4 751-4KK33	1

For accessories, please refer to page 4/19 ff.

ALPHA 630 - DIN Floor-Mounted Distribution Boards

Assembly Kits for Unequipped Distribution Boards

8GK4 assembly kits for bus-mounting fuse base for busbar system mounting

Benefits



- Assembly kits for individual and project-related assembly, comprising: equipment racks, front cover for unequipped panels including supports, busbar supports for bus-mounting fuse base, screws and mounting accessories
- Assembly kit dimensions (in mm)
height: 300, 450
width: 250
panel-size grid dimensions:
H × W: 150 × 250
- Front cover for unequipped panels can be sealed as a standard and facilitates fast and reliable fixation to the supports thanks to their quick-acting locking technique

Note:

For mounting the assembly kits into the unequipped distribution boards, 2 longitudinal stays per assembly kit are required. These longitudinal stays must be ordered separately (see page 4/9).

The Cu busbar must be ordered separately (see page 4/21).

Selection and ordering data

Assembly kits (external dimensions)		Order No.	Price	Pack. unit
Height mm	Width mm	PG 039	1 item	Items
3-pole, busbar center-to-center clearance of 60 mm				
300	250	7 x NEOZED D02	8GK4 801-2KK12	1
				
450	250	7 X NEOZED D02	8GK4 801-3KK12	1
				









For accessories, please refer to page 4/19 ff.

ALPHA 630 - DIN Floor-Mounted Distribution Boards

Accessories

Unequipped distribution boards

Selection and ordering data

Cabinet (external dimensions)		Depth	Order No.	Price	Pack. unit
Height mm	Width mm	mm	PG 039	1 item	Items
Transparent doors (Giugiaro design)					
Degree of protection IP43, color RAL 7035 (light gray) ¹⁾					
The standard-delivery sheet-steel doors can be replaced by these doors.					
For cabinets with a width of 800 mm or more, the transparent doors will be delivered as a double door.					
	1850	300	8GK9 503-0KK10		1
		550	8GK9 503-0KK20		1
		800	8GK9 503-0KK30		1
		1050	8GK9 503-0KK40		1
		1300	8GK9 503-0KK50		1
					
Flanges					
for fast and proper wiring					
	1-component flange		8GK9 100-0KK00		1
	for incoming-side cable entry, comprising 11 possible knockouts, max. Ø of 50.5 mm, made of plastic				
	2-component flange (degree of protection: IP55)		8GK9 100-0KK01		1
	for outgoing-side cable entry, comprising 44 possible knockouts, consisting of two elastic components				
Flange plate (sheet steel) 					
for metric screw connections					
Degree of protection: IP43					
Degree of protection: IP55					
Bases					
	100	300	8GK9 901-0KK12		1
		550	8GK9 901-0KK22		1
		800	8GK9 901-0KK32		1
		1050	8GK9 901-0KK42		1
		1300	8GK9 901-0KK52		1
		300	8GK9 901-0KK13		1
		550	8GK9 901-0KK23		1
		800	8GK9 901-0KK33		1
		1050	8GK9 901-0KK43		1
		1300	8GK9 901-0KK53		1
		300	8GK9 901-0KK14		1
		550	8GK9 901-0KK24		1
		800	8GK9 901-0KK34		1
		1050	8GK9 901-0KK44		1
		1300	8GK9 901-0KK54		1







1) Further degrees of protection and colors are available upon request.

ALPHA 630 - DIN Floor-Mounted Distribution Boards

Accessories

Unequipped distribution boards

Selection and ordering data








	Width	Order No.	Price	Pack. unit
	mm	PG 039	1 item	Items
Locking systems				
  	Rotary handle recessable, with pushbutton technique	8GK9 561-0KK01		1
	Profile semicylinder, 40 mm with E012 lock including an insert for the rotary handle, only to be used together with the lock insert (which must be ordered separately)	8GK9 561-0KK00		1
	Lock insert for installation of profile semicylinders	8GK9 561-0KK02		1
Cable clamping rails				
	for strain relief	250	8GK9 911-0KK10	1
	C profile 30 mm x 15 mm	500	8GK9 911-0KK20	1
		750	8GK9 911-0KK30	1
		1000	8GK9 911-0KK40	1
		1250	8GK9 911-0KK50	1
Circuit diagram pockets				
	DIN A 3, made of sheet steel, depth 10 mm		8GK9 910-0KK22	1
			PG 042	
	DIN A 4, made of plastic, depth 30 mm		8GD9 132	1
	DIN A 4, transparent sleeve		8GK9 910-0KK23	1
			PG 042	
DIN A 5, made of sheet steel, depth 10 mm		8GD9 286	1	
Siemens nameplate				
	made of aluminum, self-adhesive, color: petrol		PG 042	
			8GD9 084	1

ALPHA 630 - DIN Floor-Mounted Distribution Boards

Accessories

Assembly kits

Selection and ordering data





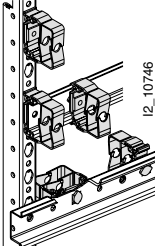
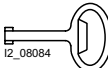
	Height	Length	Order No.	Price	Pack. unit	
	mm	mm	PG 039	1 item	Items	
 <p>Busbar supports with matching support plate</p> <p>5-pole, for direct mounting on longitudinal stays</p> <p>Busbar center-to-center clearance of 40 mm for Cu busbars of 12 × 5 (10) mm and for mounting 3NP fuse switch disconnectors</p>	300		8GK9 651-0KK00		1	
<p>Busbar center-to-center clearance of 60 mm for Cu busbars of 12 × 5 (10) mm 20 × 5 (10) mm, 30 × 5 (10) mm</p>	450		8GK9 671-0KK00		1	
<p>3-pole</p> <p>Busbar center-to-center clearance of 60 mm for Cu busbars of 12 × 5 (10) mm 20 × 5 (10) mm, 30 × 5 (10) mm</p> <p>For 3NP fuse switch disconnectors</p> <p>For bus-mounting fuse bases</p>	300		8GK9 711-0KK00		1	
	300		8GK9 711-0KK01		1	
 <p>Cu busbars Cu cross section of 12 × 5 mm, rated current of 250 A</p> <p>Cu cross section of 20 × 5 mm, rated current of 320 A</p> <p>Cu cross section of 30 × 5 mm, rated current of 450 A</p> <p>Cu cross section of 30 × 10 mm, rated current of 630 A</p>		250	8GK9 731-0KK10		1	
		500	8GK9 731-0KK20		1	
		750	8GK9 731-0KK30		1	
		1000	8GK9 731-0KK40		1	
		1250	8GK9 731-0KK50		1	
		250	8GK9 733-0KK10		1	
		500	8GK9 733-0KK20		1	
		750	8GK9 733-0KK30		1	
		1000	8GK9 733-0KK40		1	
		1250	8GK9 733-0KK50		1	
		250	8GK9 735-0KK10		1	
		500	8GK9 735-0KK20		1	
		750	8GK9 735-0KK30		1	
		1000	8GK9 735-0KK40		1	
		1250	8GK9 735-0KK50		1	
		250	8GK9 736-0KK10		1	
		500	8GK9 736-0KK20		1	
		750	8GK9 736-0KK30		1	
		1000	8GK9 736-0KK40		1	
		1250	8GK9 736-0KK50		1	
 <p>Supports for front covers for unequipped panels long design, made of plastic (1 set = 4 items)</p>				1 set	1 set	
 <p>N/PE bar for mounting on longitudinal stays, with 2 × 29 clamping points, 16 mm², length of 250 mm</p>			8GK9 910-0KK10	1 item	1	
 <p>Terminal blocks for circular conductors</p> <p>Busbar thickness of 5 mm</p> <p>Busbar thickness of 10 mm</p>		Conductor cross section in mm ²	PG 103	100 items	100	
		1.5 ... 16	8US19 21-2AA00			
		1.5 ... 35	8US19 21-2AB00		1 item	50
		16 ... 70	8US19 21-2AD00			50
		16 ... 120	8US19 21-2AC00			50
		1.5 ... 16	8US19 21-2BA00			100
		1.5 ... 35	8US19 21-2BB00			50
		16 ... 70	8US19 21-2BD00			50
	16 ... 120	8US19 21-2BC00			50	
 <p>Replacement door hinges </p> <p>for wall-/floor-mounted distribution boards (1 set = 2 items)</p>			PG 038	1 set	1 set	
			8GK9 920-0KK24			

ALPHA 630 - DIN Floor-Mounted Distribution Boards

Accessories

Assembly kits

Selection and ordering data

Height		Height	Width	Order No.	Price	Pack. unit	
mm		mm	mm	PG 039	1 item	Items	
	Partitions for the optical and spatial separation of various potentials, made of plastic	vertical	300	8GK9 301-2KK01		1	
			450	8GK9 301-3KK01		1	
		horizontal		250		8GK9 103-0KK10	1
				500		8GK9 103-0KK20	1
				750		8GK9 103-0KK30	1
		Cabinet-high mounting plates with fixing screws, made of sendzimir-galvanized sheet steel, for mounting on longitudinal stays, no covers possible		1800		250	8GK9 533-0KK10
				500	8GK9 533-0KK20	1	
				750	8GK9 533-0KK30	1	
				1000	8GK9 533-0KK40	1	
				1250	8GK9 533-0KK50	1	
	Blanking strip color RAL 7035 (light gray) for 12 MW (1 MW = 18 mm)				8GK9 910-0KK00	1	
		Length 1 m without pressure-relief joint to cut to length				8GK9 910-0KK01	1
	Connecting kit, IP55 for side-by-side mounting of cabinets Screws, washers, nuts and 10 m sealing strip roll				8GK9 920-0KK31	1	
	Cable holder NEW for standard mounting rail (1 set = 10 items)					1 set	
					8GK9 910-1KK80	1 set	
	Replacement key NEW for double-bit locking mechanism			PG 042	1 item	1	
				8GD9 290			



ALPHA 630 - DIN Floor-Mounted Distribution Boards

Large ordering quantities of accessories

Assembly kits

Selection and ordering data





Front covers (overall dimensions)		Order No.	Price	Pack. unit
Height mm	Width mm	PG 039	10 items	Sets
closed				
75	250	8GK9 601-0KK10		1 set
150	250	8GK9 601-1KK10		1 set
	500	8GK9 601-1KK20		1 set
	750	8GK9 601-1KK30		1 set
300	250	8GK9 601-2KK10		1 set
	500	8GK9 601-2KK20		1 set
	750	8GK9 601-2KK30		1 set
450	250	8GK9 601-3KK10		1 set
	500	8GK9 601-3KK20		1 set
	750	8GK9 601-3KK30		1 set
600	250	8GK9 601-4KK10		1 set
	500	8GK9 601-4KK20		1 set
	750	8GK9 601-4KK30		1 set

ALPHA 630 - DIN Floor-Mounted Distribution Boards NEW


Large ordering quantities of accessories

Assembly kits

Selection and ordering data

Front covers (external dimensions)		Rows/MW	Tier spacing 125 mm			Tier spacing 150 mm		
Height mm	Width mm		Order No. PG 039	Price 10 items	Pack. unit Set	Order No. PG 039	Price 10 items	Pack. unit Sets
with cut-out section								
150	250		1/12	–		8GK9 601-1KK11		1 set
	500		1/24	–		8GK9 601-1KK21		1 set
	750		1/36	–		8GK9 601-1KK31		1 set
300	250		2/24	8GK9 601-2KK12	1 set	8GK9 601-2KK11		1 set
	500		2/48	8GK9 601-2KK22	1 set	8GK9 601-2KK21		1 set
	750		2/72	–		8GK9 601-2KK31		1 set
450	250		3/36	8GK9 601-3KK12	1 set	8GK9 601-3KK11		1 set
	500		3/72	8GK9 601-3KK22	1 set	8GK9 601-3KK21		1 set
	750		3/108	–		8GK9 601-3KK31		1 set
600	250		4/48	8GK9 601-4KK12	1 set	8GK9 601-4KK11		1 set
	500		4/96	8GK9 601-4KK22	1 set	8GK9 601-4KK21		1 set
	750		4/144	–		8GK9 601-4KK31		1 set

Selection and ordering data

	Width mm	Order No. PG 039	Price 10 items	Pack. unit Sets
 Support for unequipped panel covers material plastic long version short version			100 items	
			8GK9 910-0KK31 8GK9 910-0KK24	1 set 1 set
 Standard mounting rail 15 mm	250	8GK9 910-1KK10	10 items	1 set
	500	8GK9 910-1KK20		1 set
	750	8GK9 910-1KK30		1 set
	1000	8GK9 910-1KK40		1 set
	1250	8GK9 910-1KK50		1 set
Extra-deep bracket for recessed installation of standard mounting rails (1 set = 2 items)		8GK9 910-0KK34	1 set	1 set
Support for 15-mm standard mounting rail on longitudinal stay designed for supports, long version (1 set = 10 items)		8GK9 910-1KK81	1 set	1 set

5

ALPHA Modular Distribution Boards

General data

5/4

Introduction

Unequipped distribution boards

5/5

Cubicle frames and supplementary components for side-by-side mounting
Supplementary components

5/6

Assembly kits for unequipped distribution boards

5/7

Assembly kits for modular installation devices

5/8

Assembly kits for horizontal terminal blocks

5/9

Assembly kits for vertical terminal blocks

5/10

Assembly kits for mounting plates

5/11

Assembly kits for unequipped panels

5/12

Assembly kits for 3NP4 fuse switch disconnectors for support plate mounting

5/13

Assembly kits for 3NP4 fuse switch disconnectors for busbar mounting

5/14

Assembly kits for SENTRON VL circuit-breakers

5/15

Assembly kits for 3NJ4 switch disconnectors

5/16

Assembly kits for bus-mounting fuse bases for busbar system mounting

Accessories


5/17

Unequipped distribution boards

5/18

Standard busbar supports for horizontal mounting

5



Set up for customized solutions.



Developed according to the wishes of our customers

The series is now complete: The entire range from ALPHA 630 - DIN to SIKUS 3200 is now covered by the new modular distribution boards. Due to special demand, we have developed these cabinets for expansion using assembly kits in dimensions

according to DIN 43870. ■ They close the gap for currents over 630 A and casings for mounting larger and heavier switchgear.

For any application.

5

ALPHA modular distribution boards



The distribution system consists of switchgear cubicle frames with rear panels for side-by-side mounting that can be equipped with adapters for mounting assemblies from the ALPHA 630-DIN product range. ■ The busbar system up to 1600 A from the SIKUS 3200 series can also be installed in

the new floor-mounted distribution boards. The switchgear cubicle frames can then be completed by attaching sheet-steel doors or glass doors in "Giugiaro Design", as well as side panels, top plates and floor plates.

ALPHA Modular Distribution Boards

Introduction

Benefits

- Modular components for manifold cabinet combinations for stand-alone or side-by-side mounting
- High quality standards and safety standards
- Flexible application with a wide range of mounting kits and accessories
- Easy mounting thanks to modular component system
- Safe contacting thanks to grounding concept with self-tapping screws
- The right version for any requirement
- Easy planning and configuration
- Attractive design

Application

The stand-alone and side-by-side cabinets comply with the relevant provisions.

They can be used as main distribution boards and sub-distribution boards in:

- Administrative and non-residential buildings,
- Industrial and commercial buildings,
- Public buildings, e.g. schools and hospitals.

They can also be used as control cabinets for heating, ventilation, electronics and communication.

Technical data

Environmental aspects

The plastics used can be recycled. The colors used are solvent, cadmium and lead free.

Internal partitions (separations)

Partitions increase operator safety and offer protection against ingressing foreign solid bodies from adjoining units.

Overvoltage category	V	1000/III
Rated impulse withstand voltage U_{imp}	kV	8
Clearance and creepage distances		DIN VDE 0110
Rated insulation voltage U_i	V	1000
Rated operational voltage U_e	V	690
Rated current	A	1600, main busbars
Short-circuit strength		
Main busbars	I_{pk} $I_{cw} (1 s)$	kA kA up to 143 up to 65
Protective measures		Safety class 1 (protective conductor connection)
Number of conductors within the busbar run		3, AC 4, AC 2 and 3, DC
Degree of protection acc. to EN 60529		IP55, with protection cover against contact and sealed door IP30, with protection cover against contact w.o. door
Degree of pollution		3
Ambient temperature	°C	35 (24-h average value)
Relative air humidity	%	50 at 40 °C
Altitude	m	max. 2000 (above sea level)
Casing		Frame and doors of 2 mm sheet steel
Mounting dimensions		DIN 43870
Surface of metal parts		electrogalvanized and powder-coated
Color		RAL 7035 light gray (other RAL colors up on request)
Locking system		2/4-point locking with built-in espagnolette lock and double-bit lock 3-mm pin

ALPHA Modular Distribution Boards

Unequipped Distribution Boards

Cubicle frames and supplementary components for side-by-side mounting

Benefits

- Side-by-side cabinet for side-by-side mounting
- Acc. to DIN VDE 0660, Part 500, EN 60439-1
- Degrees of protection up to IP55
- Safety class 1 (protective conductor connection)
- Switchgear cubicle frame of 2 mm profiled sheet steel, electrogalvanized, powder-coated
- Color: RAL 7035 light gray, Further RAL colors are available upon request
- Fixing grid 25 mm vertical and horizontal, acc. to DIN 43660
- Installation with self-tapping screws
- 400 mm wide fields for lateral cable or busbar compartments

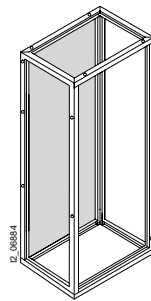
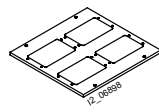
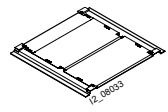
Construction

Assembled side-by-side cabinet, consisting of:

- switchgear cubicle frame
- rear panel



Selection and ordering data

Dimensions			Switchgear cubicle frame with rear panel	Roofing plates with flange cut-outs	Bottom plates multipart			
								
H	W	D	Order No.	Price	Order No.	Price	Order No.	Price
mm	mm	mm	PG 155	1 item	PG 155	1 item	PG 155	1 item
2000	400	400	8GG2 401-1		8GG3 301-0		8GG3 361-0	
	600		8GG2 402-1		8GG3 302-0		8GG3 362-0	
	850		8GG2 404-1		8GG3 304-0		8GG3 364-0	
	1100		8GG2 406-1		8GG3 306-0		8GG3 366-0	
2000	400	600	8GG2 411-1		8GG3 301-1		8GG3 361-1	
	600		8GG2 412-1		8GG3 302-1		8GG3 362-1	
	850		8GG2 414-1		8GG3 304-1		8GG3 364-1	
	1100		8GG2 416-1		8GG3 306-1		8GG3 366-1	

ALPHA Modular Distribution Boards

Unequipped Distribution Boards

Supplementary components

Selection and ordering data (cont.)

Dimensions			Socket frames H = 100 mm		Adapter kit for mounting kits acc. to DIN 43870 (8GK system)		Front doors of sheet steel		Front doors of glass		Side panels (1 set = 2 items) closed IP55	
H	W	D	Order No.	Price	Order No.	Price	Order No.	Price	Order No.	Price	Order No.	Price
mm	mm	mm	PG 155	1 item	PG 039	1 item	PG 155	1 item	PG 155	1 item	PG 155	1 item
2000	400	400	8GG3 401-0		8GK9 400-0KK15		8GG3 004-1		8GG3 044-2		8GG3 204-0	
		600	8GG3 402-0		8GK9 400-0KK25		8GG3 004-2		8GG3 044-3		8GG3 204-0	
		850	8GG3 404-0		8GK9 400-0KK35		8GG3 004-4		8GG3 044-4		8GG3 204-0	
		1100	8GG3 406-0		8GK9 400-0KK45		8GG3 004-6		8GG3 044-5		8GG3 204-0	
2000	400	600	8GG3 401-1		8GK9 400-0KK17		8GG3 004-1		8GG3 044-2		8GG3 204-1	
		600	8GG3 402-1		8GK9 400-0KK27		8GG3 004-2		8GG3 044-3		8GG3 204-1	
		850	8GG3 404-1		8GK9 400-0KK37		8GG3 004-4		8GG3 044-4		8GG3 204-1	
		1100	8GG3 406-1		8GK9 400-0KK47		8GG3 004-6		8GG3 044-5		8GG3 204-1	

ALPHA Modular Distribution Boards Assembly Kits for Unequipped Distribution Boards

8GK4 assembly kits for modular installation devices


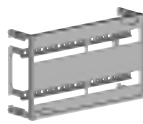


Benefits

- Assembly kits for individual and project-related assembly, comprising: equipment racks, front cover for unequipped panels including supports, screws and mounting accessories
- Assembly kit dimensions (in mm):
height: 300, 450, 600
width: 250, 500
panel-size grid dimensions:
H × W: 150 × 250
- Front cover for unequipped panels can be sealed as a standard and facilitates fast and reliable fixation to the supports thanks to their quick-acting locking technique

Note:

For mounting the assembly kits into the unequipped distribution boards, 2 longitudinal stays per assembly kit are required. These longitudinal stays must be ordered separately (refer to page 5/17).

Selection and ordering data

Assembly kits (external dimensions)		Rows/ MW	150 mm tier spacing without N/PE bar		Pack. unit
Height mm	Width mm		Order No.	Price	
150	250		1/12	8GK4 351-1KK12	1
	500		1/24	8GK4 351-1KK22	1
	750		1/36	8GK4 351-1KK32	1
300	250		2/24	8GK4 351-2KK12	1
	500		2/48	8GK4 351-2KK22	1
	750		2/72	8GK4 351-2KK32	1
450	250		3/36	8GK4 351-3KK12	1
	500		3/72	8GK4 351-3KK22	1
	750		3/108	8GK4 351-3KK32	1
600	250		4/48	8GK4 351-4KK12	1
	500		4/96	8GK4 351-4KK22	1
	750		4/144	8GK4 351-4KK32	1

The mounting kits with a width of 250 mm are equipped with 7.5 mm standard mounting rails.
The mounting kits with a width of 500 mm/750 mm are equipped with 15mm standard mounting rails.
For accessories, please refer to page 5/17 ff.

ALPHA Modular Distribution Boards

Assembly Kits for Unequipped Distribution Boards

8GK4 assembly kits for horizontal terminal blocks





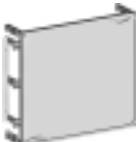
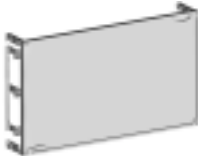
Benefits

- Assembly kits for individual and project-related assembly, comprising: equipment racks, front cover for unequipped panels including supports, screws and mounting accessories
- Assembly kit dimensions (in mm)
height: 150, 300, 450
width: 250, 500, 750
panel-size grid dimensions:
H × W: 150 × 250
- Front cover for unequipped panels can be sealed as a standard and facilitates fast and reliable fixation to the supports thanks to their quick-acting locking technique

Note:

For mounting the assembly kits into the unequipped distribution boards, 2 longitudinal stays per assembly kit are required. These longitudinal stays must be ordered separately (refer to page 5/17).

Selection and ordering data

Assembly kits (external dimensions)		Order No.	Price	Pack. unit
Height mm	Width mm	PG 039	1 item	Items
Terminal blocks of staged and insulated design with closed front cover for unequipped panels				
150	250		8GK4 401-1KK12	1
300	250		8GK4 401-2KK12	1
	500		8GK4 401-2KK22	1
	750		8GK4 401-2KK32	1
450	500		8GK4 401-3KK22	1
	750		8GK4 401-3KK32	1

For accessories, please refer to page 5/17 ff.

ALPHA Modular Distribution Boards Assembly Kits for Unequipped Distribution Boards

8GK4 assembly kits for vertical terminal blocks










Benefits

- Assembly kits for individual and project-related assembly, comprising: equipment racks, front cover for unequipped panels including supports, screws and mounting accessories
- Assembly kit dimensions (in mm)
height: 300, 450, 600
width: 250, 500, 750
panel-size grid dimensions:
H × W: 150 × 250
- Front cover for unequipped panels can be sealed as a standard and facilitates fast and reliable fixation to the supports thanks to their quick-acting locking technique

Note:

For mounting the assembly kits into the unequipped distribution boards, 2 longitudinal stays per assembly kit are required. These longitudinal stays must be ordered separately (refer to page 5/17).

Selection and ordering data

Assembly kits (external dimensions)		Order No.	Price	Pack. unit
Height mm	Width mm	PG 039	1 item	Items
Terminal blocks of insulated design with closed front cover for unequipped panels				
300	250		8GK4 402-2KK12	1
	500		8GK4 402-2KK22	1
	750		8GK4 402-2KK32	1
450	250		8GK4 402-3KK12	1
	500		8GK4 402-3KK22	1
	750		8GK4 402-3KK32	1
600	250		8GK4 402-4KK12	1
	500		8GK4 402-4KK22	1
	750		8GK4 402-4KK32	1

For accessories, please refer to page 5/17 ff.

ALPHA Modular Distribution Boards

Assembly Kits for Unequipped Distribution Boards

8GK4 assembly kits for mounting plates










Benefits

- Assembly kits for individual and project-related assembly, comprising: equipment racks, front cover for unequipped panels including supports, mounting brackets (depth-adjustable), screws and mounting accessories
- Assembly kit dimensions (in mm)
height: 300, 450, 600
width: 250, 500, 750
panel-size grid dimensions:
H × W: 150 × 250
- Front cover for unequipped panels can be sealed as a standard and facilitates fast and reliable fixation to the supports thanks to their quick-acting locking technique

Note:

For mounting the assembly kits into the unequipped distribution boards, 2 longitudinal stays per assembly kit are required. These longitudinal stays must be ordered separately (refer to page 5/17).

Selection and ordering data

Assembly kits (external dimensions)		Order No.	Price	Pack. unit
Height mm	Width mm	PG 039	1 item	Items
With closed front cover for unequipped panels				
300	250		8GK4 451-2KK12	1
	500		8GK4 451-2KK22	1
	750		8GK4 451-2KK32	1
450	250		8GK4 451-3KK12	1
	500		8GK4 451-3KK22	1
	750		8GK4 451-3KK32	1
600	250		8GK4 451-4KK12	1
	500		8GK4 451-4KK22	1
	750		8GK4 451-4KK32	1

For accessories, please refer to page 5/17 ff.

ALPHA Modular Distribution Boards Assembly Kits for Unequipped Distribution Boards

8GK4 assembly kits for unequipped panels






Benefits

- Assembly kits for individual and project-related assembly, comprising: equipment racks, front cover for unequipped panels including supports, screws and mounting accessories
- Assembly kit dimensions (in mm)
height: 75, 150, 300, 450, 600
width: 250, 500, 750
panel-size grid dimensions:
H × W: 150 × 250
- Front cover for unequipped panels can be sealed as a standard and facilitates fast and reliable fixation to the supports thanks to their quick-acting locking technique

Note:

For mounting the assembly kits into the unequipped distribution boards, 2 longitudinal stays per assembly kit are required. These longitudinal stays must be ordered separately (refer to page 5/17).

Selection and ordering data

Assembly kits (external dimensions)			Order No.	Price	Pack. unit
Height mm	Width mm		PG 039	1 item	Items
75	250		8GK4 501-0KK12		1
	500		8GK4 501-0KK22		1
	750		8GK4 501-0KK32		1
150	250		8GK4 501-1KK12		1
	500		8GK4 501-1KK22		1
	750		8GK4 501-1KK32		1
300	250		8GK4 501-2KK12		1
	500		8GK4 501-2KK22		1
	750		8GK4 501-2KK32		1
450	250		8GK4 501-3KK12		1
	500		8GK4 501-3KK22		1
	750		8GK4 501-3KK32		1
600	250		8GK4 501-4KK12		1
	500		8GK4 501-4KK22		1
	750		8GK4 501-4KK32		1

For accessories, please refer to page 5/17 ff.

ALPHA Modular Distribution Boards

Assembly Kits for Unequipped Distribution Boards

8GK4 assembly kits for 3NP4 fuse switch disconnectors for support plate mounting







Benefits

- Assembly kits for individual and project-related assembly, comprising: equipment racks, front cover for unequipped panels including supports, screws and mounting accessories
- Assembly kit dimensions (in mm)
height: 300, 450
width: 250, 500
panel-size grid dimensions: H × W: 150 × 250
- Front cover for unequipped panels can be sealed as a standard and facilitates fast and reliable fixation to the supports thanks to their quick-acting locking technique

Note:

For mounting the assembly kits into the unequipped distribution boards, 2 longitudinal stays per assembly kit are required. These longitudinal stays must be ordered separately (refer to page 5/17).

Selection and ordering data

Assembly kits (external dimensions)		Order No.	Price	Pack. unit
Height mm	Width mm	PG 039	1 item	Items
For 3NP4 fuse switch disconnectors for support plate mounting				
With matching cover and plastic cover				
up to 160 A, for LV HRC fuse switch disconnectors in size NH000				
300	250		1 × 3NP40 10	8GK4 551-2KK12 1
			2 × 3NP40 10	8GK4 552-2KK12 1
450	250		4 × 3NP40 10	8GK4 553-3KK12 1
up to 160 A, for LV HRC fuse switch disconnectors in size NH00				
300	250		1 × 3NP40 70	8GK4 554-2KK12 1
			2 × 3NP40 70	8GK4 555-2KK12 1
up to 250 A, for LV HRC fuse switch disconnectors in size NH1				
450	250		1 × 3NP42 70	8GK4 556-3KK12 1
up to 400 A, for LV HRC fuse switch disconnectors in size NH2				
450	250		1 × 3NP43 70	8GK4 557-3KK12 1
up to 630 A, for LV HRC fuse switch disconnectors in size NH3				
450	500		1 × 3NP44 70	8GK4 558-3KK13 1

For accessories, please refer to page 5/17 ff.

ALPHA Modular Distribution Boards Assembly Kits for Unequipped Distribution Boards

8GK4 assembly kits for 3NP4 fuse switch disconnectors for busbar mounting

Benefits

- Assembly kits for individual and project-related assembly, comprising: equipment racks, front cover for unequipped panels including supports, screws and mounting accessories
- Assembly kit dimensions (in mm)
height: 300, 450
width: 250
panel-size grid dimensions:
H × W: 150 × 250
- Front cover for unequipped panels can be sealed as a standard and facilitates fast and reliable fixation to the supports thanks to their quick-acting locking technique

Note:

For mounting the assembly kits into the unequipped distribution boards, 2 longitudinal stays per assembly kit are required. These longitudinal stays must be ordered separately (see page 5/17).

The Cu busbar and the busbar supports must be ordered separately (refer to page 5/18).

Selection and ordering data

Assembly kits (external dimensions)		Order No.	Price	Pack. unit
Height mm	Width mm	PG 039	1 item	Items
Busbar center-to-center clearance of 40 mm/60 mm, with matching cover and plastic cover up to 160 A, for LV HRC fuse switch disconnectors in size NH000				
300	250	1 × 3NP40 15/3NP40 16	8GK4 651-2KK12	1
		2 × 3NP40 15/3NP40 16	8GK4 652-2KK12	1
up to 160 A, for LV HRC fuse switch disconnectors in size NH00				
450	250	1 × 3NP40 75/3NP40 76	8GK4 653-3KK12	1
		2 × 3NP40 75/3NP40 76	8GK4 654-3KK12	1
up to 250 A, for LV HRC fuse switch disconnectors in size NH1				
450	250	1 × 3NP42 75/3NP42 76	8GK4 655-3KK12	1

For accessories, please refer to page 5/17 ff.

ALPHA Modular Distribution Boards

Assembly Kits for Unequipped Distribution Boards

8GK4 assembly kits for SENTRON VL circuit-breakers




Benefits

- Assembly kits for individual and project-related assembly, comprising: equipment racks, front cover for unequipped panels including supports, screws and mounting accessories
- Assembly kit dimensions (in mm)
height: 450, 600
width: 250, 500
panel-size grid dimensions:
H × W: 150 × 250
- Front cover for unequipped panels can be sealed as a standard and facilitates fast and reliable fixation to the supports thanks to their quick-acting locking technique

Note:

For mounting the assembly kits into the unequipped distribution boards, 2 longitudinal stays per assembly kit are required. These longitudinal stays must be ordered separately (refer to page 5/17).

Selection and ordering data

Assembly kits (external dimensions)				Order No.	Price	Pack. unit
Height mm	Width mm			PG 039	1 item	Items
3-pole						
450	250		1 × VL160X, 1 × VL160, 1 × VL250	8GK4 701-3KK12		1
600	250		1 × VL400	8GK4 702-4KK12		1
			1 × VL630	8GK4 703-4KK13		1
			1 × VL800	8GK4 704-4KK15		1
4-pole						
600	500		1 × VL630	8GK4 704-4KK13		1
			1 × VL800	8GK4 704-4KK25		1
			1 × VL1250	8GK4 705-4KK25		1

For accessories, please refer to page 5/17 ff.

ALPHA Modular Distribution Boards Assembly Kits for Unequipped Distribution Boards

8GK4 assembly kits
for 3NJ4 switch disconnectors

Benefits

- Assembly kits for individual and project-related assembly, comprising: equipment racks, front cover for unequipped panels including supports, screws and mounting accessories
- Assembly kit dimensions (in mm)
height: 600, 750
width: 250, 500, 750
panel-size grid dimensions:
H × W: 150 × 250
- Front cover for unequipped panels can be sealed as a standard and facilitates fast and reliable fixation to the supports thanks to their quick-acting locking technique

Note:

For mounting the assembly kits into the unequipped distribution boards, 2 longitudinal stays per assembly kit are required. These longitudinal stays must be ordered separately (refer to page 5/17).

Selection and ordering data

Assembly kits (external dimensions)		Order No.	Price	Pack. unit
Height mm	Width mm	PG 039	1 item	Items
Busbar center-to-center clearance of 100 mm, with busbar support				
600	250	4 × 3NJ4, size 00	8GK4 751-4KK13	1
500		9 × 3NJ4, size 00	8GK4 751-4KK23	1
750		14 × 3NJ4, size 00	8GK4 751-4KK33	1
Busbar center-to-center clearance of 185 mm, with busbar support				
750	250	2 × 3NJ4, size 1-3	8GK4 752-5KK15	1
500		4 × 3NJ4, size 1-3	8GK4 752-5KK25	1
750		6 × 3NJ4, size 1-3	8GK4 752-5KK35	1

2 × 3NJ4 size 00 corresponds to 1 × 3NJ size 1-3.
For accessories, please refer to page 5/17 ff.

ALPHA Modular Distribution Boards

Assembly Kits for Unequipped Distribution Boards

8GK4 assembly kits for bus-mounting fuse bases for busbar system mounting

Benefits

- Assembly kits for individual and project-related assembly, comprising: equipment racks, front cover for unequipped panels including supports, busbar supports for bus-mounting fuse bases, screws and mounting accessories
- Assembly kit dimensions (in mm)
height: 300, 450
width: 250
panel-size grid dimensions:
H × W: 150 × 250
- Front cover for unequipped panels can be sealed as a standard and facilitates fast and reliable fixation to the supports thanks to their quick-acting locking technique

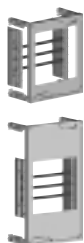
Note:

For mounting the assembly kits into the unequipped distribution boards, 2 longitudinal stays per assembly kit are required. These longitudinal stays must be ordered separately (see page 5/17).

The Cu busbar must be ordered separately (refer to page 5/18).

Selection and ordering data

Assembly kits (external dimensions)		Order No.	Price	Pack. unit
Height mm	Width mm	PG 039	1 item	Items
3-pole, busbar center-to-center clearance of 60 mm				
300	250	7 x NEOZED D02	8GK4 801-2KK12	1
450	250	7 x NEOZED D02	8GK4 801-3KK12	1



For accessories, please refer to page 5/17 ff.

ALPHA Modular Distribution Boards Accessories

Unequipped distribution boards

Selection and ordering data

	Order No.	Price	Pack. unit
	PG 155	1 set	
Connection set, IP41 for side-by-side mounting of casings with screws, washers and nuts	8GG3 880-3		1 set
Connection set, IP55 for side-by-side mounting of casings with screws, washers, nuts and 10 m sealing strip roll	8GG3 880-2		1 set
	PG 039	1 item	Items
Longitudinal stays acc. to DIN 43870 (8GK system) For mounting assembly kits that are smaller than the overall width of the cabinet.	8GK4 854-8KK05		1
	PG 155	1 item	Items
Locking systems <u>Rotary handle</u> recessable, with mounting option for profile semicylinders	8GG3 800-1		1
<u>Profile semicylinder with E012 lock</u> incl. key (1 set = 2 items)	PG 042	1 set	
	8GD9 255		1 set
<u>Profile semicylinder with Senat tumbler</u> incl. fixing material	PG 037	1 set	
	8GE3 815-3		1 set
	PG 042	1 item	Items
Circuit diagram pockets DIN A 4, made of plastic, depth 30 mm	8GD9 132		1
DIN A 4, transparent sleeve	PG 039		
	8GK9 910-0KK23		1
DIN A 5, made of sheet steel, depth 10 mm	PG 042		
	8GD9 286		1
	PG 042	1 item	Items
Plastic cable flange plates <u>Degree of protection IP41</u> without knockouts with cellular rubber insert for arbitrary cable insertion	8GD6 047		1
	8GD6 095		1
with filter fan	PG 042	1 set	
	8GD6 157		1 set
with knockouts 13 x Pg 3.3/6 x Pg 6/5 x Pg 21 12 x Pg 29 4 x Pg 29/3 x Pg 36 4 x 75 mm/Pg 48/12 x Pg 36/Pg 29	PG 042	1 item	Items
<u>Degree of protection IP55 with knockouts</u> 13 x Pg 13.3/6 x Pg 6/5 x Pg 21 12 x Pg 29 4 x Pg 29/3 x Pg 36	8GD6 048		1
	8GD6 050		1
	8GD6 051		1
	8GD6 052		1
	8GD6 054		1
	8GD6 055		1
	8GD6 056		1
	PG 113	1 item	Items
Rubber cable entries for insertion in knockouts 38 mm (Pg 29), can also be used as blanking plugs, for cables			
1 x 12 mm ... 29 mm	8HP1 805		1
2 x 6 mm ... 15 mm	8HP1 806		1
3 x 4 mm ... 12.5 mm	8HP1 807		1
4 x 4 mm ... 12 mm	8HP1 808		1

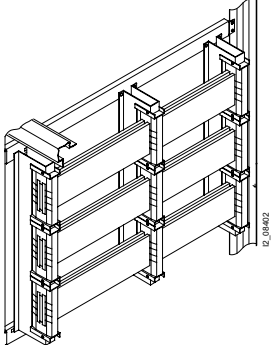
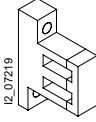
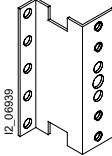
ALPHA Modular Distribution Boards

Standard busbar supports for horizontal mounting

Benefits

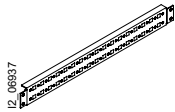
- For mounting and allocation on the rear panel, minimum cabinet depth 600 mm
- Rated current of the busbars at an ambient temperature of +35 °C
- Please observe the reduction factor, acc. to DIN 43671
- Crossarms must be ordered separately

Selection and ordering data

Rated current	Cu cross-section L1/L2/L3	Busbar support for L1/L2/L3	Cu cross-section for N	Busbar support for N	Cu cross-section for PE	Mounting bracket for N/PE/PEN
						
		Order No. PG 155		Order No. PG 155		Order No. PG 155
		Price 1 item		Price 1 item		Price 1 item
A						
3-pole						
800	2 x 20 x 10	8GF5 801	1 x 20 x 10	8GG5 220-0	1 x 20 x 10	8GG5 821-0
1250	2 x 30 x 10		1 x 30 x 10		1 x 30 x 10	
1600	2 x 40 x 10	8GF5 802	2 x 20 x 10	8GG5 220-0	1 x 40 x 10	
4-pole						
800	2 x 20 x 10	8GF5 806	1 x 20 x 10	8GG5 220-1	1 x 20 x 10	8GG5 821-0
1250	2 x 30 x 10		1 x 30 x 10		1 x 30 x 10	
1600	2 x 40 x 10	8GF5 807	2 x 20 x 10	8GG5 220-1	1 x 40 x 10	

Rated current	Rated short-time current I_{CW} (1 s) kA/rated peak withstand current I_{pk} kA max. clearance between two busbar supports (in mm)											
A	10/20	15/30	20/40	30/63	40/84	50/105	55/121	60/132	65/143	70/154	80/176	100/220
3-pole												
800	1200	800	600	375	275	-	-	-	-	-	-	-
1250	-	-	-	500	375	300	260	235	225	-	-	-
1600	-	-	-	460	340	260	240	220	200	-	-	-
4-pole												
800	1200	800	600	375	275	-	-	-	-	-	-	-
1250	-	-	-	500	375	300	260	235	225	-	-	-
1600	-	-	-	460	340	260	240	220	200	-	-	-

Accessories

Cabinet width	Crossarm for standard busbar support incl. fixing material (1 set = 2 items)
	
B	Order No.
mm	PG 155
	Price
	1 item
400	8GG5 820-0
600	8GG5 820-1
850	8GG5 820-3
1100	8GG5 820-5

Note:

The standard busbar support is designed for increased busbar temperatures up to +85 °C. This means that the cross-section may be reduced at the same rated current level. Please observe Cu dimensions and rated current.


6

ALPHA 400-ZS Meter Cabinets

Introduction

6/4

Description





Got the right spin on it?

For use anywhere, anytime

- Minimal assembly time and high modularity - those are the two great features of the ALPHA 400-ZS with quick-assembly kits.
- The new system consists of meter cabinets and distribution boards complying with the specifications of distribution network providers and offers a wide range of cabinet versions: 20 different

sizes are available in each of three different versions (IP31, IP43 and IP55). To cover all of your requirements - in residential or non-residential buildings as well as in industrial applications.

This is one thing you can count on.

6

ALPHA 400-ZS meter cabinets



The quick-assembly kits make it possible to not only individually equip meter cabinets and distribution boards according to power utility standards in a mounting width of 250 mm, but across the entire range of cabinet widths and heights as well. ■ This makes the system so variable. ■ All you need to do is snap the quick-assemble kit onto the supporting element after the assembly kit stay has been inserted - and the quick-assembly kit is mounted. ■ The quick-assembly kits can also be equipped and wired out-

side of the cabinets and then be inserted into the assembled cabinets. You can therefore plaster and paint without worry: the modular devices will not be damaged. ■ If you are looking for an inexpensive alternative, the Flat Pack is just right for you. Delivery in the form of assembly kits reduces delivery volume and storage space. Just carry out a few manual steps - and the cabinet is assembled. ■ Also available as Flat Packs: 630-DIN floor-mounted distribution boards, as well as 160-DIN wall-mounted distribution boards.

ALPHA 400-ZS Meter Cabinets Introduction

NEW

Description

Overview

The new Siemens ALPHA 400-ZS meter cabinets are designed for universal applications in residential and non-residential buildings. Based on the wall-mounted ALPHA 400-DIN distribution boards, a modular system with high variability in terms of casing design, form of delivery, degree of protection and equipping was developed which satisfies all current technical supply conditions of the public utilities.

Special emphasis was placed on the regionally different requirements of the distribution network providers (DNP) and their installation practice.

The system comprises unequipped distribution boards for surface mounting distribution boards in the form of Flat Packs (delivery in single parts for self-assembly), pre-assembled unequipped distribution boards for surface and flush mounting distribution boards, cabinet-high quick-assembly kits for especially fast board equipping and wiring as well as ample accessories.

The clear system concept guarantees easy planning, calculation, ordering, shipment, transport, equipping and assembly of the components and complete cabinets.

The ALPHA SELECT software helps installation technicians, planners and electric wholesalers to quickly plan and determine prices for distribution boards and meter cabinets. After city, postal code and responsible DNP have been selected, an assortment of complete meter cabinets and mounting examples is offered to suit specific requirements. In addition, individualized combinations of unequipped cabinets and quick-assembly kits can be planned.

The SIPRO meter and distribution system will continue to be available.



Benefits

Short installation times and low storage costs – these are the two outstanding advantages of the ALPHA 400-ZS meter cabinets with quick-assembly kits, since unequipped cabinets and other components are constructed in the same way as the ALPHA 400-DIN distribution boards.

The system, which consists of unequipped cabinets in 4 heights and 5 widths as well as

of quick-assembly kits in 3 different widths, makes it possible to plan and install meter cabinets in residential and non-residential buildings according to the current technical supply conditions of the public utilities and the specific DNP requirements.

In addition to the standard meter cabinets in degrees of protection IP31 and IP43, the system also offers meter cabinets for damp rooms in degree of protection IP55.

Construction

The modular ALPHA 400-ZS meter cabinets consist of the following system components: unequipped cabinets, quick-assembly kits, accessories.

Thanks to the universal system concept and the combination option with the ALPHA 400-DIN distribution board system, there are numerous possibilities for planning and configuration of larger meter and distribution cabinet systems.

The ALPHA cable entry and cable terminal boxes are additionally available for completion of these systems. For internal measurements, the meter cabinet mounting kits can be mounted into any Siemens installation system with a 210 mm mounting depth.

Application

ALPHA 400-ZS meter cabinets are used where electric energy is to be fed in, measured and distributed.

Meter cabinets and components feature modular design to ensure that only a few standard components are required to create a variety of project-related installation and equipping options.

Further information can be found in the ET A2 regional catalogs.

7

Planning and Configuration

7/2

Introduction


7/4

**SIMARIS deSign and
SIMARIS P.I.S.A.A**

7/6

ALPHA SELECT

7





Saved a lot of time again?

SIMARIS P.I.S.A.A and ALPHA SELECT:

With SIMARIS P.I.S.A.A and ALPHA SELECT we offer a complete software package for implementing indoor distribution boards and meter cabinets ■ so you can spend more time on your other projects.

SIMARIS P.I.S.A.A: designed for industry, residential and non-residential buildings, this user-friendly software program not only offers standard Windows menus, it is also fast and reliable.

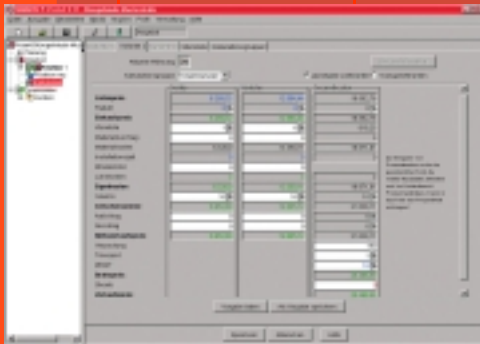
■ For DIN, NF/CEI, or BS technology, SIMARIS P.I.S.A.A

provides comprehensive support in creating offers and orders for distribution boards - from selecting the device and calculating overall costs to outputting the final offer or order. ■ By minimizing the risk of user error and carrying out constant plausibility checks, SIMARIS P.I.S.A.A enables you to create projects without prior knowledge of our distribution boards and devices. ■ Straightforward data import and export gives you the flexibility you need to archive or process data further.

Sure did!

ALPHA configuration software

7



ALPHA SELECT, the selection tool for ALPHA distribution boards and ALPHA meter cabinets. ■ Simply select an ALPHA distribution board up to 630 A with its quick-assembly kits, as-

sembly kits and the related accessories or a meter cabinet in accordance with DNP stipulations. ■ And you will receive a list of components and a mounting picture.

Planning and Configuration

SIMARIS deSign and SIMARIS P.I.S.A.A

Overview

SIMARIS deSign – power distribution planning “from the infeed to the outlet”

SIMARIS deSign is an integrated planning and configuration tool for the electrical power supply and distribution in buildings world-wide. This software saves you a lot of planning and configuration time and offers great convenience since the configuration tools are absolutely integrated and you can use all recorded data for future order lists and statements of costs.

- Reduced planning
- High planning reliability: technically implementable and economically optimized solutions
- Large scope of functions: implementation on the basis of SIMARIS P.I.S.A.A without special knowledge.

All equipment is calculated according to one pattern. The calculation is performed according to approved rules. Wiring, devices and casings optimally fit together.



Step 1: Supply task

Set-up of a structure or network diagram that meets the basic requirements of the electrical power supply according to the supply task.

Step 2: Functions

The structure is split into individual, concrete and technically related units such as electrical circuits, which can be converted into functions on the basis of specific configuration rules and which are realized by available components or assembly kits (switching and protective function, transmission function, supply function, etc.).

Step 3: Integration into the casing

Integration of the actual switching and protective function in the individual switching points of the casing - taking the respective ambient conditions into account. The software will then produce lists of components, location diagrams in the casing, dimensions, weights and general construction data.

SIMARIS deSign works in accordance with the harmonized IEC 364 (HD 384) standard. However, it also offers a country-specific adaptation in the first step: DIN VDE. SIMARIS deSign can determine spur networks by means of 3 types of in-feeds. To simplify operation, selection is possible in both the tree view and the network view. Both views are displayed simultaneously.



One-pole version (Single-line diagram)



One-pole version (Single-line diagram) plus entry menu

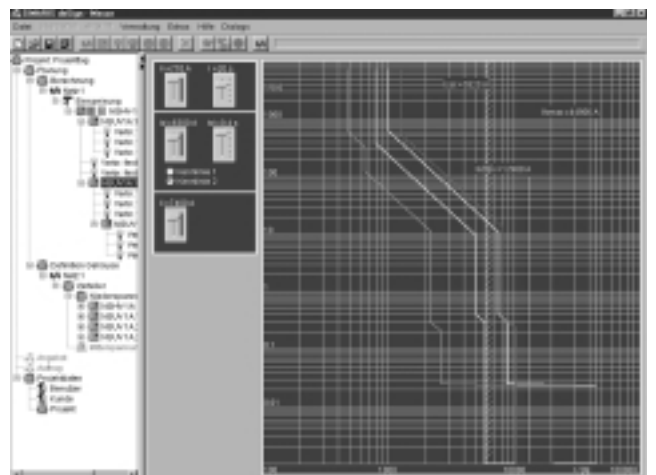
Selection and ordering data

SIMARIS deSign

- Trial version
- Single user version 1.4
- Multiuser system version 1.4

Order No. Price
1 item

2GP1 801-0AA01-4YA0
2GP1 801-0AA11-4YA1
2GP1 801-0AA21-4YA1



Time-current characteristics of a switchgear, including characteristics of the upstream and downstream protective devices

Overview

Everything for quick planning

SIMARIS deSign provides everything that is required for power distribution in buildings and for electrical installation: ranging from the final consumer to main and sub-distribution boards to switchgear.

This tool focuses on the electrical infrastructure in buildings from medium-voltage switchgear to outlets. Including all the steps from planning to configuration to implementation.

The described range includes everything from the medium-voltage infeed to small distribution boards and busway systems: busbars and busbar systems, switchgear, protective devices and systems as well as bus devices.

SIMARIS P.I.S.A.A – Easy-to-realize power distribution

SIMARIS P.I.S.A.A enables switchgear cabinet constructors, electricians and electrical wholesalers to quickly and easily draw up offers and carry out orders. Whether for industry, residential or non-residential buildings, wherever distribution boards and side-by-side cabinet systems are used, SIMARIS P.I.S.A.A is the ideal realization tool for DIN, NFI and BS technologies. The total price of all distribution boards is established by taking supplier conditions, discounts and pre-specified or individual mounting times into account.

SIMARIS P.I.S.A.A quickly draws up clearly structured offers - and it's so simple:

Step 1:

Select the desired Siemens modular devices and accessories according to functional aspects and then specify a distribution system.

Step 2:

A projection for an unlimited number of panels is created in the integrated graphics tool. Independent of the projection, SIMARIS P.I.S.A.A proposes suitable assembly kits for the selected device product range.

Step 3:

Calculation of the prices of various suppliers, taking into account whether the respective cheapest suppliers or the preferred suppliers are to be prioritized.

With SIMARIS deSign and SIMARIS P.I.S.A.A you have a complete software package for quick technical calculations as well as for drawing up offers and orders in the field of building management.

- Fast offers: SIMARIS deSign results can be transferred with just one key-stroke
- Reliable configuration: Lists of components and projections without knowledge of Siemens devices and distribution boards
- Large scope of functions: Calculations with prices and discounts of various suppliers.

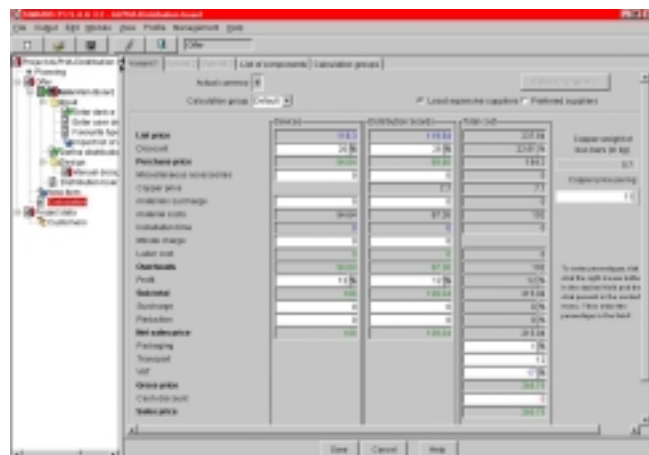
SIMARIS P.I.S.A.A and ALPHA SELECT are part of the SIMARIS product range.



Illustration of the medium-voltage switchgear cabinet casing front view, including floor break-throughs



Location diagram of the distribution board



Calculation mask

Technical data

Hardware requirements

Processor	Pentium-II processor/350 MHz
Main memory	128 MByte RAM
Operating system	Windows 95/98/2000/NT 4 (Service pack 5)
Free hard disk space	300 MByte
Screen	1024 x 756/65536 colors
CD-ROM drive	Yes

For further information, please refer to your Siemens contact partner.

You will find SIMARIS on the Internet under www.siemens.de/simaris
e-mail: simaris@siemens.com

Planning and Configuration

ALPHA SELECT

Overview

ALPHA SELECT

Using ALPHA SELECT, electricians and electrical wholesalers can quickly select a SIMBOX or an ALPHA distribution board of up to 630 A with its quick-assembly kits, assembly kits and the related accessories or a meter cabinet in accordance with DNP stipulations. In the determined list of components,

discounts may be granted for individual items and then the purchasing price will be determined. You just have to print the list of components with the mounting picture - that's it!

ALPHA SELECT is part of the SIMARIS product range.

For further information, please refer to your Siemens contact partner.

Technical data

Hardware requirements

Processor	Pentium processor/133 MHz
Main memory	32 MByte RAM
Operating system	Windows 95/98/XP/2000/NT 4 (Service pack 5)
Free hard disk space	25 Mbyte ... 250 Mbyte (depending on the number of modules installed)
Screen	800 × 600/256 colors and more
CD-ROM drive	Yes



ALPHA SELECT distribution board selection



ALPHA SELECT distribution board characteristics



ALPHA SELECT construction of the distribution boards



ALPHA SELECT construction of the meter cabinet



ALPHA SELECT list of components

8

Appendix

Tips for ordering


- 8/2 Ag and Cu surcharges
- 8/2 Trademarks
- 8/2 Ordering special designs
- 8/2 Ordering very small quantities
- 8/2 Internet
- 8/2 Notes
- 8/3 Export regulations
- 8/3 Terms and Conditions of Sale and Delivery

Subject index and order number index

- 8/9 Subject index
- 8/11 Order number index

General information

- 8/21 Online and CD-ROM information and ordering on the Internet



Appendix

Tips for Ordering

Ag and Cu surcharges

All products containing silver/copper shall be subject to surcharges if the limit value is exceeded. The level of the surcharges is calculated as follows:

NE metal surcharges = ("quote for metal") – "limit value" x the metal weight contained in the respective product

The limit value is as follows

- for copper (Cu)... €/100 kg
- for silver (Ag)... €/001 kg.

*) for Cu: Previous month's average of the upper DEL quotation + 1% handling fee
for Ag: "German quotation processed"; both to be found in the EIS of GPL.

Trademarks

All product designations may be the trademarks or product names of Siemens AG or their

suppliers, the unauthorized use of which may infringe third party rights.

Ordering special designs

When ordering products that differ from the standard catalog designs, the order no. specified in the catalog

must be suffixed by "-Z"; in addition, please specify the desired features using alphanumeric

order codes or specify in plaintext.

Ordering very small quantities

When ordering very small quantities, the costs for handling the order exceed the value of the order itself. In such cases, we recommend

waiting until you require a larger quantity. If this is not possible, please bear in mind that we charge a handling fee of € 15.– for all orders with a net

order value of less than € 100.– in order to cover some of the costs for processing the order and invoicing.

Internet

You can also visit our Automation & Drives site on the Internet at the following addresses:

• For *Automation & Drives*:
www.siemens.de/automation

• For *Installations Technology*:
- Germany
www.siemens.de/installationstechnik
- Austria
www.siemens.at/ad/installationstechnik

• For our interactive catalog *CA 01*:
www.siemens.de/automation/ca01

Notes

All technical data, dimensions and weights are subject to change without notice unless otherwise specified on the pages of this catalog.

All dimensions are specified in mm, the illustrations are for reference purposes only.

The technical data are for general information. The instruction manuals and the instructions on the products must be observed during assembly, operation and maintenance.

Export regulations

The products listed in this catalog / price list may be subject to European / German and/or US export regulations.

Therefore, any export requiring a license is subject to approval by the competent authorities.

According to current provisions, the following export regulations must be observed with respect to the products featured in this catalog / price list:

AL	<p>Number of the <u>German Export List</u>.</p> <p>Products marked other than "N" require an export license. In the case of software products, the export designations of the relevant data medium must also be generally adhered to.</p> <p>Goods labeled with an "<u>AL not equal to N</u>" are subject to a European or German export authorization when being exported out of the EU.</p>
ECCN	<p>Export <u>C</u>ontrol <u>C</u>lassification <u>N</u>umber.</p> <p>Products marked other than "N" are subject to a reexport license to specific countries.</p> <p>In the case of software products, the export designations of the relevant data medium must also be generally adhered to.</p> <p>Goods labeled with an "<u>ECCN not equal to N</u>" are subject to a US re-export authorization.</p> <p>Even without a label or with an "AL: N" or "ECCN: N", authorization may be required due to the final destination and purpose for which the goods are to be used.</p> <p>The deciding factors are the AL or ECCN export authorization indicated on order confirmations, delivery notes and invoices.</p> <p>Errors excepted and subject to change without prior notice.</p>

Conditions of Sale and Delivery

Terms and Conditions of Sale and Delivery

By using this catalog you can acquire hardware and software products described therein from the Siemens AG subject to the following terms. Please note! The scope, the quality and the conditions for supplies and services, including software products, by any Siemens entity having a registered office outside of Germany, shall be subject exclusively to the General Terms and Conditions of the respective Siemens entity.

for customers with a seat or registered office in the Federal Republic of Germany

The General Terms of Payment as well as the General Conditions for the Supply of Products and Services of the Electrical and Electronics Industry shall apply.

For software products, the General License Conditions for Software Products for Automation and Drives for Customers with Seat or registered Office in Germany shall apply.

for customers with a seat or registered office outside of Germany

The General Terms of Payment as well as the General Conditions for Supplies of Siemens Automation and Drives for Customers with a Seat or registered Office outside of Germany shall apply.

For software products, the General License Conditions for Software Products for Automation and Drives for Customers with Seat or registered Office outside of Germany shall apply.

General

The prices are in € (Euro) ex works, exclusive packaging.

The sales tax (value added tax) is not included in the prices. It shall be debited separately at the respective rate according to the applicable legal regulations.

In addition to the prices of products which include silver and/or copper, surcharges may be calculated if the respective limits of the notes are exceeded.

Prices are subject to change without prior notice. We will debit the prices valid at the time of delivery.

The dimensions are in mm. Illustrations are not binding.

Insofar as there are no remarks on the corresponding pages, - especially with regard to data, dimensions and weights given - these are subject to change without prior notice.

Comprehensive Terms and Conditions of Sale and Delivery are available free of charge from your local Siemens business office under the following Order Nos.:

- 6ZB5310-0KR30-0BA0 (for customers based in the Federal Republic of Germany)
- 6ZB5310-0KS53-0BA0 (for customers based outside of the Federal Republic of Germany)

(for customers based outside of the Federal Republic of Germany)

or download them from the Internet:
www.siemens.com/automation/mall
(Germany: A&D Mall Online-Help System)

Appendix

Subject and Order Number Index

Subject Index

1-component flanges 3/32, 4/19
 2-component flanges 2/15, 3/32, 4/19
 2-component flange for cable entry 1/12

A

Adapter kit for modular distribution boards 5/6
 ALPHA modular distribution boards 5/5 ... 5/18
 ALPHA 160 - DIN wall-mounted distribution boards 2/6 ... 2/16
 ALPHA 400 - DIN wall-mounted distribution boards 3/8 ... 3/34
 ALPHA 400-ZS meter cabinets 6/4
 ALPHA 630 - DIN floor-mounted distribution boards 4/6 ... 4/24
 ALPHA distribution boards 2/6 ... 2/16, 3/8 ... 3/15, 4/6 ... 4/24
 ALPHA small distribution boards 1/5 ... 1/13
 ALPHA SELECT 7/6
 Assembly kits
 for modular installation devices 2/10, 3/21, 4/9, 5/7
 for unequipped panels 2/12, 3/25, 4/13, 5/11
 for unequipped distribution boards 2/9 ... 2/13, 3/20 ... 3/29, 4/7 ... 4/18, 5/5 ... 5/16
 for SENTRON VL circuit-breakers 3/28, 4/16, 5/14
 for mounting plates 2/11, 3/24, 4/12, 5/10
 for vertical terminal blocks 3/23, 4/11, 5/9
 for horizontal terminal blocks 3/22, 4/10
 for bus-mounting fuse bases 3/29, 4/18, 5/16
 for switch disconnectors 4/17, 5/15
 for fuse switch disconnectors 2/13, 3/26, 3/27, 4/14, 4/15, 5/12, 5/13
 Longitudinal stays 2/9, 3/20, 4/9

B

Bases for ALPHA 630 - DIN 4/19
 Blanking strips 1/8, 1/12, 2/16, 3/34, 4/22
 Bottom plates 5/5
 Bus-mounting fuse base
 Assembly kits for 3/29, 4/18
 Busbars 3/33, 4/21
 Busbar supports 3/33, 4/21, 5/18

C

Cable clamping rails 4/20
 Cable holder 3/34, 4/22
 Captive nuts 3/32
 Casings
 ALPHA 160 - DIN 2/4
 ALPHA 400 - DIN 3/4
 ALPHA 630 - DIN 4/4
 Circuit-breakers SENTRON VL
 Assembly kits for 3/28, 4/16, 5/14
 Circuit diagram pockets 3/32, 4/20, 5/17
 Circular conductors
 Terminal blocks for 3/33
 Conditions of supply 8/3
 Configuration 7/4 ... 7/6
 Connecting kit IP41 5/17
 Connecting kit IP55 3/34, 4/22, 5/17
 Cover 1/12
 Cu-busbars 3/33, 4/21
 Crossarms 5/18
 Cylindrical lock 1/12

D

Dimensions
 SIMBOX 63 1/10
 SIMBOX WP 1/13
 Distribution boards
 ALPHA 160 - DIN 2/6 ... 2/16
 ALPHA 400 - DIN 3/8 ... 3/34
 ALPHA 630 - DIN 4/6 ... 4/22
 ALPHA 400-ZS 6/4
 Distribution boards, partially equipped with quick-assembly kits 2/6
 Door hinges 3/33, 4/21
 Door kits for hood-type distribution boards 1/7
 Door lock 1/8
 Door locking kit 1/8

E

Export regulations 8/3
 Extra-deep bracket 4/24

F

Flange for cable entry 1/12
 Flange plate (sheet steel) 3/32, 4/19
 Flanges 1/12, 2/15, 3/32, 4/19
 Flat Pack 3/5
 ALPHA 400 - DIN 3/5, 3/8, 3/9
 ALPHA 630 - DIN 4/6
 Floor-mounted distribution boards
 ALPHA 630 - DIN 4/6 ... 4/24
 Flush mounting distribution boards
 unequipped distribution boards pre-assembled 2/7, 3/14, 3/15
 Wall recessed boxes 1/5, 2/14, 3/30
 SIMBOX 63 1/5, 1/8
 partially equipped with quick-assembly kits 2/6
 Front cover
 Supports for 2/16, 3/33, 4/21, 4/24
 Front covers
 closed 4/23
 with cut-out section 4/24
 Front doors 5/6
 Fuse switch disconnectors
 Assembly kits for 2/13, 3/26, 3/27, 4/14, 4/15, 5/12, 5/13

G

Giugiaro transparent doors
 ALPHA 160 - DIN 2/14
 ALPHA 400 - DIN 3/31
 ALPHA 630 - DIN 4/19
 Grounding terminal strips 1/12

H

Hood-type distribution boards 1/7, 1/8
 Hollow-wall boxes 1/6
 Hollow-wall distribution boards 1/6, 1/8

I

Inner partitions 1/12

L

Large ordering quantities 4/23
 Locking systems 2/15, 3/32, 4/20, 5/17
 Profile semicylinder 4/20, 5/17
 Lock insert 4/20
 Rotary handles 2/15, 3/32, 4/20, 5/17
 Lock insert 4/20
 Longitudinal stays 2/9, 3/20, 4/9

M

Marshalling boxes 4/8
 Meter cabinets ALPHA 400-ZS 6/4
 Mounting plates 3/34, 4/22
 Assembly kits for 2/11, 3/24, 4/12, 5/10
 Modular distribution boards 5/4 ... 5/18
 Modular installation devices
 Assembly kits for 2/10, 3/21, 4/9
 Quick-assembly kits for 2/8, 3/16, 3/17
 Mounting bracket for N/PE/PEN 5/18
 Mounting rail 4/24

N

N/PE bars	2/16, 3/33, 4/21
N/PE terminal strips	1/8, 1/12
Nameplate Siemens	2/15, 3/32, 4/20
Neutral conductor and grounding terminal strips	1/12

O

Ordering very small quantities	8/2
--------------------------------	-----

P

Partially equipped distribution boards	
ALPHA 160 - DIN	2/6
Partitions	1/8, 1/12, 2/16, 3/34, 4/22
PE bars	2/16, 3/33, 4/21
Planning	7/4 ... 7/6
Plastic cable flange plates	5/17
Plastic covers	
for hollow-wall distribution boards	
SIMBOX 63	1/6
for flush mounting distribution boards	
SIMBOX 63	1/5
Platform concept	3/5
Profile semicylinder	4/20

Q

Quick-assembly kits	
for unequipped distribution boards	2/8, 3/16 ... 3/19
for modular installation devices	2/8, 3/16, 3/17
for terminal blocks, modular installation devices and unequipped panels	3/19
for terminal blocks, modular installation devices and fuse switch disconnectors	3/18
for telecommunication combined	3/18, 3/19
partially equipped distribution boards	2/6

R

RCCB terminal	1/8
Replacement door hinges	3/33, 4/21
Roofing plates	5/5
Rotary handle	2/15, 3/32, 4/20
Rubber cable entries	5/17

S

SENTRON VL circuit-breakers	
Assembly kits for	3/28, 4/16, 5/17
Side panels (closed)	5/6
Siemens nameplate	2/15, 3/32, 4/20
SIMARIS deSign	7/4, 7/5
SIMARIS P.I.S.A.A	7/4, 7/5
SIMBOX 63 small distribution boards	1/5 ... 1/8
SIMBOX WP small distribution boards	1/12
Sleeve	1/8
Small distribution boards	
SIMBOX 63	1/5 ... 1/8
SIMBOX WP	1/12
Socket frames	5/6
Spare key	1/8, 4/22
Standard busbar support	5/18
Supports for front covers for unequipped panels	2/16, 3/33, 4/21, 4/2

Surface mounting distribution boards	
Transparent doors	1/7, 2/14, 3/31, 4/19
Unequipped distribution boards	
- Flat Pack	3/8, 3/9, 4/6
- pre-assembled	2/7, 3/10 ... 3/13, 4/6
Marshalling boxes	4/8
SIMBOX 63	1/7, 1/8
SIMBOX WP	1/12
partially equipped with quick-assembly kits)	2/6
Supports for mounting rails	4/24
Switch disconnectors	
Assembly kits for	4/17, 5/15

T

Telecommunication	
Quick-assembly kits for	3/32
Terminal blocks	
Assembly kits for	3/22, 3/23, 4/10, 4/11
Terminal blocks for circular conductors	3/33, 4/21
Terms of sale	8/3
Transparent doors for hood-type distribution boards	
SIMBOX 63	1/7
Transparent doors for surface mounting distribution boards	
ALPHA 160 - DIN	2/14
ALPHA 400 - DIN	3/31
ALPHA 630 - DIN	4/19
SIMBOX 63	1/7

U

Unequipped distribution boards	
ALPHA 160 - DIN	2/7
ALPHA 400 - DIN	
- Flat Pack	3/8, 3/9
- pre-assembled	3/10 ... 3/15
ALPHA 630 - DIN	
- Flat Pack	4/6
- pre-assembled	4/6
Assembly kits	2/9 ... 2/13, 3/20 ... 3/29, 4/9 ... 4/18, 5/7 ... 5/16
Quick-assembly kits	2/8, 3/16 ... 3/19
Unequipped panels	
Assembly kits for	2/12, 3/25, 4/13

W

Wall anchor	1/8
Wall-mounted distribution boards	
ALPHA 160 - DIN	2/6 ... 2/16
ALPHA 400 - DIN	3/8 ... 3/34
Wall-mounting rails	2/15, 3/32
Wall recessed boxes for flush mounting distribution boards	
ALPHA 160 - DIN	2/14
ALPHA 400 - DIN	3/30
SIMBOX 63	1/5

Appendix Subject and Order Number Index

Order Number Index

Order No.	Page	Price per PU	PU Items	PG	Pack. unit Items
2GP1 801					
2GP1 801-0AA01-4YA0	7/4		1	-	1
2GP1 801-0AA11-4YA1	7/4		1	-	1
2GP1 801-0AA21-4YA1	7/4		1	-	1
8GB1 36					
8GB1 361-0	1/12		1	032	1
8GB1 362-0	1/12		1	032	1
8GB1 363-0	1/12		1	032	1
8GB1 37					
8GB1 371-0	1/12		1	032	1
8GB1 371-1	1/12		1	032	1
8GB1 371-2	1/12		1	032	1
8GB1 371-3	1/12		1	032	1
8GB1 372-2	1/12		1	032	1
8GB1 372-3	1/12		1	032	1
8GB1 373-3	1/12		1	032	1
8GB1 374-3	1/12		1	032	1
8GB2 05					
8GB2 050-0	1/12		1	032	10
8GB2 051-0	1/12		1	032	10
8GB2 051-1	1/12		1	032	10
8GB2 052-0	1/12		1	032	10
8GB2 052-1	1/12		1	032	10
8GB2 052-2	1/12		1	032	10
8GB2 053-0	1/12		1	032	10
8GB2 053-1	1/12		1	032	10
8GB2 055-0	1/12		1	032	10
8GB4 100					
8GB4 100	1/8		1 set	032	1 set
8GB4 378					
8GB4 378	1/8		1 set	032	1 set
8GB4 38					
8GB4 381	1/8		1	032	1
8GB4 382	1/8		1	032	1
8GB4 383	1/8		1	032	1
8GB4 387	1/7		1	032	1
8GB4 388	1/7		1	032	1
8GB4 40					
8GB4 401	1/7		1 set	032	1 set
8GB4 402	1/7		1 set	032	1 set
8GB4 403	1/7		1 set	032	1 set
8GB4 405	1/7		1	032	1
8GB4 406	1/7		1	032	1
8GB4 407	1/7		1	032	1
8GB4 50					
8GB4 501	1/5		1	032	1
8GB4 502	1/5		1	032	1
8GB4 503	1/5		1	032	1
8GB4 504	1/5		1	032	1
8GB4 51					
8GB4 511	1/6		1	032	1
8GB4 512	1/6		1	032	1
8GB4 513	1/6		1	032	1

Order No.	Page	Price per PU	PU Items	PG	Pack. unit Items
8GB4 514	1/6		1	032	1
8GB4 52					
8GB4 521	1/5		1	032	1
8GB4 522	1/5		1	032	1
8GB4 523	1/5		1	032	1
8GB4 524	1/5		1	032	1
8GB4 53					
8GB4 531	1/6		1	032	1
8GB4 532	1/6		1	032	1
8GB4 533	1/6		1	032	1
8GB4 534	1/6		1	032	1
8GB4 57					
8GB4 576	1/8		1	032	1
8GB4 577	1/8		1 set	032	1 set
8GB4 58					
8GB4 580	1/8		1	032	1
8GB4 584	1/8		1	032	1
8GB4 6					
8GB4 671	1/8, 1/12		1	032	1
8GB4 683	1/8, 1/12		1	032	1
8GB5 63					
8GB5 631	1/5		1	032	1
8GB5 632	1/5		1	032	1
8GB5 633	1/5		1	032	1
8GB5 634	1/5		1	032	1
8GB5 635	1/5		1	032	1
8GB5 636	1/5		1	032	1
8GB5 637	1/5		1	032	1
8GB5 638	1/5		1	032	1
8GB5 64					
8GB5 641	1/6		1	032	1
8GB5 642	1/6		1	032	1
8GB5 643	1/6		1	032	1
8GB5 644	1/6		1	032	1
8GB5 645	1/6		1	032	1
8GB5 646	1/6		1	032	1
8GB5 647	1/6		1	032	1
8GB5 648	1/6		1	032	1
8GB5 65					
8GB5 651	1/5		1	032	1
8GB5 652	1/5		1	032	1
8GB5 653	1/5		1	032	1
8GB5 654	1/5		1	032	1
8GB5 655	1/5		1	032	1
8GB5 656	1/5		1	032	1
8GB5 657	1/5		1	032	1
8GB5 658	1/5		1	032	1
8GB5 67					
8GB5 671	1/6		1	032	1
8GB5 672	1/6		1	032	1
8GB5 673	1/6		1	032	1
8GB5 674	1/6		1	032	1
8GB5 675	1/6		1	032	1
8GB5 676	1/6		1	032	1

Appendix Subject and Order Number Index

Order Number Index

Order No.	Page	Price per PU	PU Items	PG	Pack. unit Items
8GB5 677	1/6		1	032	1
8GB5 678	1/6		1	032	1
8GB5 74					
8GB5 741	1/7		1	032	1
8GB5 742	1/7		1	032	1
8GB5 743	1/7		1	032	1
8GB5 744	1/7		1	032	1
8GB5 75					
8GB5 751	1/7		1	032	1
8GB5 752	1/7		1	032	1
8GB5 753	1/7		1	032	1
8GB5 754	1/7		1	032	1
8GB5 76					
8GB5 761	1/7		1	032	1
8GB5 762	1/7		1	032	1
8GB5 763	1/7		1	032	1
8GB5 765	1/7		1	032	1
8GB5 766	1/7		1	032	1
8GB5 767	1/7		1	032	1
8GB5 77					
8GB5 775	1/7		1	032	1
8GB5 776	1/7		1	032	1
8GB5 777	1/7		1	032	1
8GB5 778	1/7		1	032	1
8GB6 224					
8GB6 224	1/8		1	032	1
8GD6					
8GD6 047	5/18		1	042	1
8GD6 048	5/18		1	042	1
8GD6 050	5/18		1	042	1
8GD6 051	5/18		1	042	1
8GD6 052	5/18		1	042	1
8GD6 054	5/18		1	042	1
8GD6 055	5/18		1	042	1
8GD6 056	5/18		1	042	1
8GD6 095	5/18		1	042	1
8GD6 157	5/18		1 set	042	1 set
8GD9					
8GD9 084	2/15, 3/32, 4/20		1	042	1
8GD9 132	3/32, 4/20, 5/17		1	042	1
8GD9 255	5/17		1 set	042	1 set
8GD9 286	3/32, 4/20, 5/17		1	042	1
8GD9 290	4/22		1	042	1
8GE3 815-					
8GE3 815-3	5/17		1 set	037	1 set
8GF5 80					
8GF5 801	5/18		1	155	1
8GF5 802	5/18		1	155	1
8GF5 806	5/18		1	155	1
8GF5 807	5/18		1	155	1
8GG2 4					
8GG2 401-1	5/5		1	155	1

Order No.	Page	Price per PU	PU Items	PG	Pack. unit Items
8GG2 402-1	5/5		1	155	1
8GG2 404-1	5/5		1	155	1
8GG2 406-1	5/5		1	155	1
8GG2 4 (Fortsetzung)					
8GG2 411-1	5/5		1	155	1
8GG2 412-1	5/5		1	155	1
8GG2 414-1	5/5		1	155	1
8GG2 416-1	5/5		1	155	1
8GG3 004-					
8GG3 004-1	5/6		1	155	1
8GG3 004-2	5/6		1	155	1
8GG3 004-4	5/6		1	155	1
8GG3 004-6	5/6		1	155	1
8GG3 044-					
8GG3 044-2	5/6		1	155	1
8GG3 044-3	5/6		1	155	1
8GG3 044-4	5/6		1	155	1
8GG3 044-5	5/6		1	155	1
8GG3 204-					
8GG3 204-0	5/6		1	155	1 set
8GG3 204-1	5/6		1	155	1 set
8GG3 30					
8GG3 301-0	5/5		1	155	1
8GG3 301-1	5/5		1	155	1
8GG3 302-0	5/5		1	155	1
8GG3 302-1	5/5		1	155	1
8GG3 304-0	5/5		1	155	1
8GG3 304-1	5/5		1	155	1
8GG3 306-0	5/5		1	155	1
8GG3 306-1	5/5		1	155	1
8GG3 36					
8GG3 361-0	5/5		1	155	1
8GG3 361-1	5/5		1	155	1
8GG3 362-0	5/5		1	155	1
8GG3 362-1	5/5		1	155	1
8GG3 364-0	5/5		1	155	1
8GG3 364-1	5/5		1	155	1
8GG3 366-0	5/5		1	155	1
8GG3 366-1	5/5		1	155	1
8GG3 40					
8GG3 401-0	5/6		1	155	1
8GG3 401-1	5/6		1	155	1
8GG3 402-0	5/6		1	155	1
8GG3 402-1	5/6		1	155	1
8GG3 404-0	5/6		1	155	1
8GG3 404-1	5/6		1	155	1
8GG3 406-0	5/6		1	155	1
8GG3 406-1	5/6		1	155	1
8GG3 8					
8GG3 800-1	5/17		1	155	1
8GG3 880-2	5/17		1 set	155	1 set
8GG3 880-3	5/17		1 set	155	1 set
8GG5 220-					
8GG5 220-0	5/18		1	155	1
8GG5 220-1	5/18		1	155	1

Appendix Subject and Order Number Index

Order Number Index

Order No.	Page	Price per PU	PU Items	PG	Pack. unit Items
8GG5 82					
8GG5 820-0	5/18		1	155	1 set
8GG5 820-1	5/18		1	155	1 set
8GG5 82 (continued)					
8GG5 820-3	5/18		1	155	1 set
8GG5 820-5	5/18		1	155	1 set
8GG5 821-0	5/18		1	155	1
8GK1 031-					
8GK1 031-1KK11	2/7		1	039	1
8GK1 031-1KK21	2/7		1	039	1
8GK1 031-1KK31	2/7		1	039	1
8GK1 031-2KK11	2/7		1	039	1
8GK1 031-2KK21	2/7		1	039	1
8GK1 031-2KK31	2/7		1	039	1
8GK1 031-2KK41	2/7		1	039	1
8GK1 031-3KK11	2/7		1	039	1
8GK1 031-3KK21	2/7		1	039	1
8GK1 031-3KK31	2/7		1	039	1
8GK1 031-3KK41	2/7		1	039	1
8GK1 031-4KK11	2/7		1	039	1
8GK1 031-4KK21	2/7		1	039	1
8GK1 031-4KK31	2/7		1	039	1
8GK1 031-4KK41	2/7		1	039	1
8GK1 031-5KK11	2/7		1	039	1
8GK1 031-5KK21	2/7		1	039	1
8GK1 031-5KK31	2/7		1	039	1
8GK1 031-5KK41	2/7		1	039	1
8GK1 032-					
8GK1 032-1KK11	2/7		1	039	1
8GK1 032-1KK21	2/7		1	039	1
8GK1 032-1KK31	2/7		1	039	1
8GK1 032-2KK11	2/7		1	039	1
8GK1 032-2KK21	2/7		1	039	1
8GK1 032-2KK31	2/7		1	039	1
8GK1 032-2KK41	2/7		1	039	1
8GK1 032-3KK11	2/7		1	039	1
8GK1 032-3KK21	2/7		1	039	1
8GK1 032-3KK31	2/7		1	039	1
8GK1 032-3KK41	2/7		1	039	1
8GK1 032-4KK11	2/7		1	039	1
8GK1 032-4KK21	2/7		1	039	1
8GK1 032-4KK31	2/7		1	039	1
8GK1 032-4KK41	2/7		1	039	1
8GK1 032-5KK11	2/7		1	039	1
8GK1 032-5KK21	2/7		1	039	1
8GK1 032-5KK31	2/7		1	039	1
8GK1 032-5KK41	2/7		1	039	1
8GK1 051-					
8GK1 051-1KK11	2/6		1	039	1
8GK1 051-1KK21	2/6		1	039	1
8GK1 051-1KK31	2/6		1	039	1
8GK1 051-2KK11	2/6		1	039	1
8GK1 051-2KK21	2/6		1	039	1
8GK1 051-2KK31	2/6		1	039	1
8GK1 051-2KK41	2/6		1	039	1
8GK1 051-3KK11	2/6		1	039	1
8GK1 051-3KK21	2/6		1	039	1
8GK1 051-3KK31	2/6		1	039	1
8GK1 051-3KK41	2/6		1	039	1

Order No.	Page	Price per PU	PU Items	PG	Pack. unit Items
8GK1 051-4KK11	2/6		1	039	1
8GK1 051-4KK21	2/6		1	039	1
8GK1 051-4KK31	2/6		1	039	1
8GK1 051-4KK41	2/6		1	039	1
8GK1 051- (continued)					
8GK1 051-5KK11	2/6		1	039	1
8GK1 051-5KK21	2/6		1	039	1
8GK1 051-5KK31	2/6		1	039	1
8GK1 051-5KK41	2/6		1	039	1
8GK1 052-					
8GK1 052-1KK11	2/6		1	039	1
8GK1 052-1KK21	2/6		1	039	1
8GK1 052-1KK31	2/6		1	039	1
8GK1 052-2KK11	2/6		1	039	1
8GK1 052-2KK21	2/6		1	039	1
8GK1 052-2KK31	2/6		1	039	1
8GK1 052-2KK41	2/6		1	039	1
8GK1 052-3KK11	2/6		1	039	1
8GK1 052-3KK21	2/6		1	039	1
8GK1 052-3KK31	2/6		1	039	1
8GK1 052-3KK41	2/6		1	039	1
8GK1 052-4KK11	2/6		1	039	1
8GK1 052-4KK21	2/6		1	039	1
8GK1 052-4KK31	2/6		1	039	1
8GK1 052-4KK41	2/6		1	039	1
8GK1 052-5KK11	2/6		1	039	1
8GK1 052-5KK21	2/6		1	039	1
8GK1 052-5KK31	2/6		1	039	1
8GK1 052-5KK41	2/6		1	039	1
8GK1 071-					
8GK1 071-1KK11	2/14		1	039	1
8GK1 071-1KK21	2/14		1	039	1
8GK1 071-1KK31	2/14		1	039	1
8GK1 071-2KK11	2/14		1	039	1
8GK1 071-2KK21	2/14		1	039	1
8GK1 071-2KK31	2/14		1	039	1
8GK1 071-2KK41	2/14		1	039	1
8GK1 071-3KK11	2/14		1	039	1
8GK1 071-3KK21	2/14		1	039	1
8GK1 071-3KK31	2/14		1	039	1
8GK1 071-3KK41	2/14		1	039	1
8GK1 071-4KK11	2/14		1	039	1
8GK1 071-4KK21	2/14		1	039	1
8GK1 071-4KK31	2/14		1	039	1
8GK1 071-4KK41	2/14		1	039	1
8GK1 071-5KK11	2/14		1	039	1
8GK1 071-5KK21	2/14		1	039	1
8GK1 071-5KK31	2/14		1	039	1
8GK1 071-5KK41	2/14		1	039	1
8GK1 102-					
8GK1 102-2KK12	3/8		1	039	1
8GK1 102-2KK22	3/8		1	039	1
8GK1 102-2KK32	3/8		1	039	1
8GK1 102-2KK42	3/8		1	039	1
8GK1 102-2KK52	3/8		1	039	1
8GK1 102-3KK12	3/8		1	039	1
8GK1 102-3KK22	3/8		1	039	1
8GK1 102-3KK32	3/8		1	039	1
8GK1 102-3KK42	3/8		1	039	1

Appendix Subject and Order Number Index

Order Number Index

Order No.	Page	Price per PU	PU Items	PG	Pack. unit Items
8GK1 102-3KK52	3/8		1	039	1
8GK1 102-4KK12	3/8		1	039	1
8GK1 102-4KK22	3/8		1	039	1
8GK1 102-4KK32	3/8		1	039	1
8GK1 102-4KK42	3/8		1	039	1
8GK1 102- (continued)					
8GK1 102-4KK52	3/8		1	039	1
8GK1 102-5KK12	3/9		1	039	1
8GK1 102-5KK22	3/9		1	039	1
8GK1 102-5KK32	3/9		1	039	1
8GK1 102-5KK42	3/9		1	039	1
8GK1 102-5KK52	3/9		1	039	1
8GK1 102-6KK12	3/9		1	039	1
8GK1 102-6KK22	3/9		1	039	1
8GK1 102-6KK32	3/9		1	039	1
8GK1 102-6KK42	3/9		1	039	1
8GK1 102-6KK52	3/9		1	039	1
8GK1 102-7KK12	3/9		1	039	1
8GK1 102-7KK22	3/9		1	039	1
8GK1 102-7KK32	3/9		1	039	1
8GK1 102-7KK42	3/9		1	039	1
8GK1 102-7KK52	3/9		1	039	1
8GK1 112-					
8GK1 112-2KK12	3/8		1	039	1
8GK1 112-2KK22	3/8		1	039	1
8GK1 112-2KK32	3/8		1	039	1
8GK1 112-2KK42	3/8		1	039	1
8GK1 112-2KK52	3/8		1	039	1
8GK1 112-3KK12	3/8		1	039	1
8GK1 112-3KK22	3/8		1	039	1
8GK1 112-3KK32	3/8		1	039	1
8GK1 112-3KK42	3/8		1	039	1
8GK1 112-3KK52	3/8		1	039	1
8GK1 112-4KK12	3/8		1	039	1
8GK1 112-4KK22	3/8		1	039	1
8GK1 112-4KK32	3/8		1	039	1
8GK1 112-4KK42	3/8		1	039	1
8GK1 112-4KK52	3/8		1	039	1
8GK1 112-5KK12	3/9		1	039	1
8GK1 112-5KK22	3/9		1	039	1
8GK1 112-5KK32	3/9		1	039	1
8GK1 112-5KK42	3/9		1	039	1
8GK1 112-5KK52	3/9		1	039	1
8GK1 112-6KK12	3/9		1	039	1
8GK1 112-6KK22	3/9		1	039	1
8GK1 112-6KK32	3/9		1	039	1
8GK1 112-6KK42	3/9		1	039	1
8GK1 112-6KK52	3/9		1	039	1
8GK1 112-7KK12	3/9		1	039	1
8GK1 112-7KK22	3/9		1	039	1
8GK1 112-7KK32	3/9		1	039	1
8GK1 112-7KK42	3/9		1	039	1
8GK1 112-7KK52	3/9		1	039	1
8GK1 121-					
8GK1 121-3KK12	3/14		1	039	1
8GK1 121-3KK22	3/14		1	039	1
8GK1 121-3KK32	3/14		1	039	1
8GK1 121-3KK42	3/14		1	039	1
8GK1 121-3KK52	3/14		1	039	1
8GK1 121-4KK12	3/14		1	039	1

Order No.	Page	Price per PU	PU Items	PG	Pack. unit Items
8GK1 121-4KK22	3/14		1	039	1
8GK1 121-4KK32	3/14		1	039	1
8GK1 121-4KK42	3/14		1	039	1
8GK1 121-4KK52	3/14		1	039	1
8GK1 121-5KK12	3/14		1	039	1
8GK1 121-5KK22	3/14		1	039	1
8GK1 121- (continued)					
8GK1 121-5KK32	3/14		1	039	1
8GK1 121-5KK42	3/14		1	039	1
8GK1 121-5KK52	3/14		1	039	1
8GK1 121-6KK12	3/15		1	039	1
8GK1 121-6KK22	3/15		1	039	1
8GK1 121-6KK32	3/15		1	039	1
8GK1 121-6KK42	3/15		1	039	1
8GK1 121-6KK52	3/15		1	039	1
8GK1 121-7KK12	3/15		1	039	1
8GK1 121-7KK22	3/15		1	039	1
8GK1 121-7KK32	3/15		1	039	1
8GK1 121-7KK42	3/15		1	039	1
8GK1 121-7KK52	3/15		1	039	1
8GK1 122-					
8GK1 122-2KK12	3/10		1	039	1
8GK1 122-2KK22	3/10		1	039	1
8GK1 122-2KK32	3/10		1	039	1
8GK1 122-2KK42	3/10		1	039	1
8GK1 122-2KK52	3/10		1	039	1
8GK1 122-3KK12	3/10		1	039	1
8GK1 122-3KK22	3/10		1	039	1
8GK1 122-3KK32	3/10		1	039	1
8GK1 122-3KK42	3/10		1	039	1
8GK1 122-3KK52	3/10		1	039	1
8GK1 122-4KK12	3/10		1	039	1
8GK1 122-4KK22	3/10		1	039	1
8GK1 122-4KK32	3/10		1	039	1
8GK1 122-4KK42	3/10		1	039	1
8GK1 122-4KK52	3/10		1	039	1
8GK1 122-5KK12	3/11		1	039	1
8GK1 122-5KK22	3/11		1	039	1
8GK1 122-5KK32	3/11		1	039	1
8GK1 122-5KK42	3/11		1	039	1
8GK1 122-5KK52	3/11		1	039	1
8GK1 122-6KK12	3/11		1	039	1
8GK1 122-6KK22	3/11		1	039	1
8GK1 122-6KK32	3/11		1	039	1
8GK1 122-6KK42	3/11		1	039	1
8GK1 122-6KK52	3/11		1	039	1
8GK1 122-7KK12	3/11		1	039	1
8GK1 122-7KK22	3/11		1	039	1
8GK1 122-7KK32	3/11		1	039	1
8GK1 122-7KK42	3/11		1	039	1
8GK1 122-7KK52	3/11		1	039	1
8GK1 123-					
8GK1 123-4KK12	3/12		1	039	1
8GK1 123-4KK22	3/12		1	039	1
8GK1 123-4KK32	3/12		1	039	1
8GK1 123-4KK42	3/12		1	039	1
8GK1 123-4KK52	3/12		1	039	1
8GK1 123-5KK12	3/12		1	039	1
8GK1 123-5KK22	3/12		1	039	1
8GK1 123-5KK32	3/12		1	039	1

Appendix Subject and Order Number Index

Order Number Index

Order No.	Page	Price per PU	PU Items	PG	Pack. unit Items
8GK1 123-5KK42	3/12		1	039	1
8GK1 123-5KK52	3/12		1	039	1
8GK1 123-6KK12	3/13		1	039	1
8GK1 123-6KK22	3/13		1	039	1
8GK1 123-6KK32	3/13		1	039	1
8GK1 123-6KK42	3/13		1	039	1
8GK1 123-6KK52	3/13		1	039	1
8GK1 123- (continued)					
8GK1 123-7KK12	3/13		1	039	1
8GK1 123-7KK22	3/13		1	039	1
8GK1 123-7KK32	3/13		1	039	1
8GK1 123-7KK42	3/13		1	039	1
8GK1 123-7KK52	3/13		1	039	1
8GK1 131-					
8GK1 131-3KK12	3/14		1	039	1
8GK1 131-3KK22	3/14		1	039	1
8GK1 131-3KK32	3/14		1	039	1
8GK1 131-3KK42	3/14		1	039	1
8GK1 131-3KK52	3/14		1	039	1
8GK1 131-4KK12	3/14		1	039	1
8GK1 131-4KK22	3/14		1	039	1
8GK1 131-4KK32	3/14		1	039	1
8GK1 131-4KK42	3/14		1	039	1
8GK1 131-4KK52	3/14		1	039	1
8GK1 131-5KK12	3/14		1	039	1
8GK1 131-5KK22	3/14		1	039	1
8GK1 131-5KK32	3/14		1	039	1
8GK1 131-5KK42	3/14		1	039	1
8GK1 131-5KK52	3/14		1	039	1
8GK1 131-6KK12	3/15		1	039	1
8GK1 131-6KK22	3/15		1	039	1
8GK1 131-6KK32	3/15		1	039	1
8GK1 131-6KK42	3/15		1	039	1
8GK1 131-6KK52	3/15		1	039	1
8GK1 131-7KK12	3/15		1	039	1
8GK1 131-7KK22	3/15		1	039	1
8GK1 131-7KK32	3/15		1	039	1
8GK1 131-7KK42	3/15		1	039	1
8GK1 131-7KK52	3/15		1	039	1
8GK1 132-					
8GK1 132-2KK12	3/10		1	039	1
8GK1 132-2KK22	3/10		1	039	1
8GK1 132-2KK32	3/10		1	039	1
8GK1 132-2KK42	3/10		1	039	1
8GK1 132-2KK52	3/10		1	039	1
8GK1 132-3KK12	3/10		1	039	1
8GK1 132-3KK22	3/10		1	039	1
8GK1 132-3KK32	3/10		1	039	1
8GK1 132-3KK42	3/10		1	039	1
8GK1 132-3KK52	3/10		1	039	1
8GK1 132-4KK12	3/10		1	039	1
8GK1 132-4KK22	3/10		1	039	1
8GK1 132-4KK32	3/10		1	039	1
8GK1 132-4KK42	3/10		1	039	1
8GK1 132-4KK52	3/10		1	039	1
8GK1 132-5KK12	3/11		1	039	1
8GK1 132-5KK22	3/11		1	039	1
8GK1 132-5KK32	3/11		1	039	1
8GK1 132-5KK42	3/11		1	039	1
8GK1 132-5KK52	3/11		1	039	1

Order No.	Page	Price per PU	PU Items	PG	Pack. unit Items
8GK1 132-6KK12	3/11		1	039	1
8GK1 132-6KK22	3/11		1	039	1
8GK1 132-6KK32	3/11		1	039	1
8GK1 132-6KK42	3/11		1	039	1
8GK1 132-6KK52	3/11		1	039	1
8GK1 132-7KK12	3/11		1	039	1
8GK1 132-7KK22	3/11		1	039	1
8GK1 132- (continued)					
8GK1 132-7KK32	3/11		1	039	1
8GK1 132-7KK42	3/11		1	039	1
8GK1 132-7KK52	3/11		1	039	1
8GK1 133-					
8GK1 133-4KK12	3/12		1	039	1
8GK1 133-4KK22	3/12		1	039	1
8GK1 133-4KK32	3/12		1	039	1
8GK1 133-4KK42	3/12		1	039	1
8GK1 133-4KK52	3/12		1	039	1
8GK1 133-5KK12	3/12		1	039	1
8GK1 133-5KK22	3/12		1	039	1
8GK1 133-5KK32	3/12		1	039	1
8GK1 133-5KK42	3/12		1	039	1
8GK1 133-5KK52	3/12		1	039	1
8GK1 133-6KK12	3/13		1	039	1
8GK1 133-6KK22	3/13		1	039	1
8GK1 133-6KK32	3/13		1	039	1
8GK1 133-6KK42	3/13		1	039	1
8GK1 133-6KK52	3/13		1	039	1
8GK1 133-7KK12	3/13		1	039	1
8GK1 133-7KK22	3/13		1	039	1
8GK1 133-7KK32	3/13		1	039	1
8GK1 133-7KK42	3/13		1	039	1
8GK1 133-7KK52	3/13		1	039	1
8GK1 171-					
8GK1 171-3KK12	3/30		1	039	1
8GK1 171-3KK22	3/30		1	039	1
8GK1 171-3KK32	3/30		1	039	1
8GK1 171-3KK42	3/30		1	039	1
8GK1 171-3KK52	3/30		1	039	1
8GK1 171-4KK12	3/30		1	039	1
8GK1 171-4KK22	3/30		1	039	1
8GK1 171-4KK32	3/30		1	039	1
8GK1 171-4KK42	3/30		1	039	1
8GK1 171-4KK52	3/30		1	039	1
8GK1 171-5KK12	3/30		1	039	1
8GK1 171-5KK22	3/30		1	039	1
8GK1 171-5KK32	3/30		1	039	1
8GK1 171-5KK42	3/30		1	039	1
8GK1 171-5KK52	3/30		1	039	1
8GK1 171-6KK12	3/30		1	039	1
8GK1 171-6KK22	3/30		1	039	1
8GK1 171-6KK32	3/30		1	039	1
8GK1 171-6KK42	3/30		1	039	1
8GK1 171-6KK52	3/30		1	039	1
8GK1 171-7KK12	3/30		1	039	1
8GK1 171-7KK22	3/30		1	039	1
8GK1 171-7KK32	3/30		1	039	1
8GK1 171-7KK42	3/30		1	039	1
8GK1 171-7KK52	3/30		1	039	1
8GK1 302-					

Appendix Subject and Order Number Index

Order Number Index

Order No.	Page	Price per PU	PU Items	PG	Pack. unit Items
8GK1 302-8KK12	4/6		1	039	1
8GK1 302-8KK22	4/6		1	039	1
8GK1 302-8KK32	4/6		1	039	1
8GK1 302-8KK42	4/6		1	039	1
8GK1 302-8KK52	4/6		1	039	1
8GK1 312-					
8GK1 312-8KK12	4/6		1	039	1
8GK1 312-8KK22	4/6		1	039	1
8GK1 312-8KK32	4/6		1	039	1
8GK1 312-8KK42	4/6		1	039	1
8GK1 312-8KK52	4/6		1	039	1
8GK1 322-					
8GK1 322-8KK12	4/6		1	039	1
8GK1 322-8KK22	4/6		1	039	1
8GK1 322-8KK32	4/6		1	039	1
8GK1 322-8KK42	4/6		1	039	1
8GK1 322-8KK52	4/6		1	039	1
8GK1 323-					
8GK1 323-8KK13	4/7		1	039	1
8GK1 323-8KK14	4/7		1	039	1
8GK1 323-8KK23	4/7		1	039	1
8GK1 323-8KK24	4/7		1	039	1
8GK1 323-8KK33	4/7		1	039	1
8GK1 323-8KK34	4/7		1	039	1
8GK1 323-8KK43	4/7		1	039	1
8GK1 323-8KK44	4/7		1	039	1
8GK1 323-8KK53	4/7		1	039	1
8GK1 323-8KK54	4/7		1	039	1
8GK1 332-					
8GK1 332-8KK12	4/6		1	039	1
8GK1 332-8KK22	4/6		1	039	1
8GK1 332-8KK32	4/6		1	039	1
8GK1 332-8KK42	4/6		1	039	1
8GK1 332-8KK52	4/6		1	039	1
8GK1 333-					
8GK1 333-8KK13	4/7		1	039	1
8GK1 333-8KK14	4/7		1	039	1
8GK1 333-8KK23	4/7		1	039	1
8GK1 333-8KK24	4/7		1	039	1
8GK1 333-8KK33	4/7		1	039	1
8GK1 333-8KK34	4/7		1	039	1
8GK1 333-8KK43	4/7		1	039	1
8GK1 333-8KK44	4/7		1	039	1
8GK1 333-8KK53	4/7		1	039	1
8GK1 333-8KK54	4/7		1	039	1
8GK1 382-					
8GK1 382-0KK12	4/8		1	039	1
8GK1 382-0KK22	4/8		1	039	1
8GK1 382-0KK32	4/8		1	039	1
8GK1 382-0KK42	4/8		1	039	1
8GK1 382-0KK52	4/8		1	039	1
8GK1 383-					
8GK1 383-0KK13	4/8		1	039	1
8GK1 383-0KK14	4/8		1	039	1

Order No.	Page	Price per PU	PU Items	PG	Pack. unit Items
8GK1 383-0KK23	4/8		1	039	1
8GK1 383-0KK24	4/8		1	039	1
8GK1 383-0KK33	4/8		1	039	1
8GK1 383-0KK34	4/8		1	039	1
8GK1 383-0KK43	4/8		1	039	1
8GK1 383-0KK44	4/8		1	039	1
8GK1 383-0KK53	4/8		1	039	1
8GK1 383-0KK54	4/8		1	039	1
8GK4 001-					
8GK4 001-3KK11	2/8		1	039	1
8GK4 001-4KK11	2/8, 3/16		1	039	1
8GK4 001-4KK22	3/16		1	039	1
8GK4 001-5KK11	2/8, 3/16		1	039	1
8GK4 001-5KK22	3/16		1	039	1
8GK4 001-6KK11	2/8, 3/16		1	039	1
8GK4 001-6KK22	3/16		1	039	1
8GK4 001-7KK11	2/8, 3/17		1	039	1
8GK4 001-7KK22	3/17		1	039	1
8GK4 001-8KK12	3/17		1	039	1
8GK4 001-8KK22	3/17		1	039	1
8GK4 002-					
8GK4 002-8KK12	3/17		1	039	1
8GK4 002-8KK22	3/17		1	039	1
8GK4 051-					
8GK4 051-3KK11	2/8		1	039	1
8GK4 051-4KK11	2/8		1	039	1
8GK4 051-5KK11	2/8		1	039	1
8GK4 051-6KK11	2/8, 3/16		1	039	1
8GK4 051-7KK11	2/8, 3/17		1	039	1
8GK4 101-					
8GK4 101-6KK22	3/16		1	039	1
8GK4 101-7KK22	3/17		1	039	1
8GK4 101-8KK12	3/17		1	039	1
8GK4 101-8KK22	3/17		1	039	1
8GK4 102-					
8GK4 102-8KK12	3/17		1	039	1
8GK4 102-8KK22	3/17		1	039	1
8GK4 103-					
8GK4 103-6KK12	3/18		1	039	1
8GK4 103-7KK12	3/18		1	039	1
8GK4 103-8KK12	3/18		1	039	1
8GK4 104-					
8GK4 104-8KK12	3/18		1	039	1
8GK4 105-					
8GK4 105-6KK12	3/19		1	039	1
8GK4 105-6KK22	3/19		1	039	1
8GK4 105-7KK12	3/19		1	039	1
8GK4 105-7KK22	3/19		1	039	1
8GK4 105-8KK12	3/19		1	039	1
8GK4 105-8KK22	3/19		1	039	1
8GK4 106-					
8GK4 106-8KK12	3/19		1	039	1
8GK4 106-8KK22	3/19		1	039	1
8GK4 301-					

Appendix Subject and Order Number Index

Order Number Index

Order No.	Page	Price per PU	PU Items	PG	Pack. unit Items
8GK4 301-2KK11	2/10		1	039	1
8GK4 301-2KK12	3/21		1	039	1
8GK4 301-2KK21	2/10		1	039	1
8GK4 301-2KK22	3/21		1	039	1
8GK4 301-3KK11	2/10		1	039	1
8GK4 301-3KK12	3/21		1	039	1
8GK4 301-3KK21	2/10		1	039	1
8GK4 301-3KK22	3/21		1	039	1
8GK4 301-4KK11	2/10		1	039	1
8GK4 301-4KK12	3/21		1	039	1
8GK4 301- (continued)					
8GK4 301-4KK21	2/10		1	039	1
8GK4 301-4KK22	3/21		1	039	1
8GK4 351-					
8GK4 351-1KK11	2/10		1	039	1
8GK4 351-1KK12	3/21, 4/9, 5/7		1	039	1
8GK4 351-1KK21	2/10		1	039	1
8GK4 351-1KK22	3/21, 4/9, 5/7		1	039	1
8GK4 351-1KK32	3/21, 4/9, 5/7		1	039	1
8GK4 351-2KK11	2/10		1	039	1
8GK4 351-2KK12	3/21, 4/9, 5/7		1	039	1
8GK4 351-2KK21	2/10		1	039	1
8GK4 351-2KK22	3/21, 4/9, 5/7		1	039	1
8GK4 351-2KK32	3/21, 4/9, 5/7		1	039	1
8GK4 351-3KK11	2/10		1	039	1
8GK4 351-3KK12	3/21, 4/9, 5/7		1	039	1
8GK4 351-3KK21	2/10		1	039	1
8GK4 351-3KK22	3/21, 4/9, 5/7		1	039	1
8GK4 351-3KK32	3/21, 4/9, 5/7		1	039	1
8GK4 351-4KK11	2/10		1	039	1
8GK4 351-4KK12	3/21, 4/9, 5/7		1	039	1
8GK4 351-4KK21	2/10		1	039	1
8GK4 351-4KK22	3/21, 4/9, 5/7		1	039	1
8GK4 351-4KK32	3/21, 4/9, 5/7		1	039	1
8GK4 401-					
8GK4 401-1KK12	3/22, 4/10, 5/8		1	039	1
8GK4 401-2KK12	3/22, 4/10, 5/8		1	039	1
8GK4 401-2KK22	3/22, 4/10, 5/8		1	039	1
8GK4 401-2KK32	3/22, 4/10, 5/8		1	039	1
8GK4 401-3KK22	3/22, 4/10, 5/8		1	039	1
8GK4 401-3KK32	3/22, 4/10, 5/8		1	039	1
8GK4 402-					
8GK4 402-2KK12	3/23, 4/11, 5/9		1	039	1
8GK4 402-2KK22	3/23, 4/11, 5/9		1	039	1
8GK4 402-2KK32	3/23, 4/11, 5/9		1	039	1

Order No.	Page	Price per PU	PU Items	PG	Pack. unit Items
8GK4 402-3KK12	3/23, 4/11, 5/9		1	039	1
8GK4 402-3KK22	3/23, 4/11, 5/9		1	039	1
8GK4 402-3KK32	3/23, 4/11, 5/9		1	039	1
8GK4 402-4KK12	3/23, 4/11, 5/9		1	039	1
8GK4 402-4KK22	3/23, 4/11, 5/9		1	039	1
8GK4 402-4KK32	3/23, 4/11, 5/9		1	039	1
8GK4 451-					
8GK4 451-2KK11	2/11		1	039	1
8GK4 451-2KK12	3/24, 4/12, 5/10		1	039	1
8GK4 451-2KK22	3/24, 4/12, 5/10		1	039	1
8GK4 451-2KK32	3/24, 4/12, 5/10		1	039	1
8GK4 451-3KK11	2/11		1	039	1
8GK4 451-3KK12	3/24, 4/12, 5/10		1	039	1
8GK4 451-3KK22	3/24, 4/12, 5/10		1	039	1
8GK4 451-3KK32	3/24, 4/12, 5/10		1	039	1
8GK4 451-4KK11	2/11		1	039	1
8GK4 451-4KK12	3/24, 4/12, 5/10		1	039	1
8GK4 451-4KK22	3/24, 4/12, 5/10		1	039	1
8GK4 451-4KK32	3/24, 4/12, 5/10		1	039	1
8GK4 501-					
8GK4 501-0KK12	3/25, 4/13, 5/11		1	039	1
8GK4 501-0KK22	3/25, 4/13, 5/11		1	039	1
8GK4 501-1KK11	2/12		1	039	1
8GK4 501-1KK12	3/25, 4/13, 5/11		1	039	1
8GK4 501-1KK21	2/12		1	039	1
8GK4 501-1KK22	3/25, 4/13, 5/11		1	039	1
8GK4 501-1KK32	3/25, 4/13, 5/11		1	039	1
8GK4 501-2KK11	2/12		1	039	1
8GK4 501-2KK12	3/25, 4/13, 5/11		1	039	1
8GK4 501-2KK21	2/12		1	039	1
8GK4 501-2KK22	3/25, 4/13, 5/11		1	039	1
8GK4 501-2KK32	3/25, 4/13, 5/11		1	039	1
8GK4 501-3KK11	2/12		1	039	1
8GK4 501-3KK12	3/25, 4/13, 5/11		1	039	1
8GK4 501-3KK21	2/12		1	039	1
8GK4 501-3KK22	3/25, 4/13, 5/11		1	039	1
8GK4 501-3KK32	3/25, 4/13, 5/11		1	039	1
8GK4 501-4KK11	2/12		1	039	1
8GK4 501-4KK12	3/25, 4/13, 5/11		1	039	1
8GK4 501-4KK21	2/12		1	039	1
8GK4 501-4KK22	3/25, 4/13, 5/11		1	039	1

Appendix Subject and Order Number Index

Order Number Index

Order No.	Page	Price per PU	PU Items	PG	Pack. unit Items
8GK4 501-4KK32	3/25, 4/13, 5/11		1	039	1
8GK4 55					
8GK4 551-2KK11	2/13		1	039	1
8GK4 551-2KK12	3/26, 4/14, 5/12		1	039	1
8GK4 552-2KK11	2/13		1	039	1
8GK4 552-2KK12	3/26, 4/14, 5/12		1	039	1
8GK4 553-3KK12	3/26, 4/14, 5/12		1	039	1
8GK4 55 (continued)					
8GK4 554-2KK11	2/13		1	039	1
8GK4 554-2KK12	3/26, 4/14, 5/12		1	039	1
8GK4 555-2KK11	2/13		1	039	1
8GK4 555-2KK12	3/26, 4/14, 5/12		1	039	1
8GK4 556-3KK12	3/26, 4/14, 5/12		1	039	1
8GK4 557-3KK12	3/26, 4/14, 5/12		1	039	1
8GK4 558-3KK13	4/14, 5/12		1	039	1
8GK4 65					
8GK4 651-2KK12	3/27, 4/15, 5/13		1	039	1
8GK4 652-2KK12	3/27, 4/15, 5/13		1	039	1
8GK4 653-3KK12	3/27, 4/15, 5/13		1	039	1
8GK4 654-3KK12	3/27, 4/15, 5/13		1	039	1
8GK4 655-3KK12	3/27, 4/15, 5/13		1	039	1
8GK4 70					
8GK4 701-3KK12	3/28, 4/16, 5/14		1	039	1
8GK4 702-4KK12	3/28, 4/16, 5/14		1	039	1
8GK4 703-4KK13	4/16, 5/14		1	039	1
8GK4 704-4KK13	4/16, 5/14		1	039	1
8GK4 704-4KK15	5/14		1	039	1
8GK4 704-4KK25	5/14		1	039	1
8GK4 705-4KK25	5/14		1	039	1
8GK4 75					
8GK4 751-4KK13	4/17, 5/15		1 set	039	1 set
8GK4 751-4KK23	4/17, 5/15		1 set	039	1 set
8GK4 751-4KK33	4/17, 5/15		1 set	039	1 set
8GK4 752-5KK15	5/15		1	039	1
8GK4 752-5KK25	5/15		1	039	1
8GK4 752-5KK35	5/15		1	039	1
8GK4 801-					
8GK4 801-2KK12	3/29, 4/18, 5/16		1	039	1
8GK4 801-3KK12	3/29, 4/18, 5/16		1	039	1
8GK4 85					
8GK4 851-3KK00	2/9		1 set	039	1 set
8GK4 851-4KK00	2/9, 3/20		1 set	039	1 set
8GK4 851-5KK00	2/9, 3/20		1 set	039	1 set
8GK4 851-6KK00	2/9, 3/20		1 set	039	1 set
8GK4 851-7KK00	2/9, 3/20		1 set	039	1 set

Order No.	Page	Price per PU	PU Items	PG	Pack. unit Items
8GK4 851-8KK00	3/20		1 set	039	1 set
8GK4 852-8KK00	3/20		1 set	039	1 set
8GK4 853-8KK00	4/9		1 set	039	1 set
8GK4 853-8KK01	4/9		1 set	039	1 set
8GK4 854-8KK05	5/17		1	039	1
8GK4 855-2KK02	4/8		1 set	039	1 set
8GK4 855-2KK03	4/8		1 set	039	1 set
8GK9 00					
8GK9 000-0KK02	2/15		1	039	1
8GK9 001-3KK01	2/16		1	039	1
8GK9 001-4KK01	2/16		1	039	1
8GK9 001-5KK01	2/16		1	039	1
8GK9 001-6KK01	2/16		1	039	1
8GK9 001-7KK01	2/16		1	039	1
8GK9 002-0KK10	2/16		1	039	1
8GK9 100-					
8GK9 100-0KK00	3/32, 4/19		1	039	1
8GK9 100-0KK01	3/32, 4/19		1	039	1
8GK9 100-0KK02	3/32, 4/19		1 set	039	1 set
8GK9 100-0KK03	3/32, 4/19		1 set	039	1 set
8GK9 10					
8GK9 101-4KK01	3/34		1	039	1
8GK9 101-5KK01	3/34		1	039	1
8GK9 101-6KK01	3/34		1	039	1
8GK9 101-7KK01	3/34		1	039	1
8GK9 101-8KK01	3/34		1	039	1
8GK9 102-8KK01	3/34		1	039	1
8GK9 103-0KK10	3/34, 4/22		1	039	1
8GK9 103-0KK20	3/34, 4/22		1	039	1
8GK9 103-0KK30	3/34, 4/22		1	039	1
8GK9 301-					
8GK9 301-2KK01	4/22		1	039	1
8GK9 301-3KK01	4/22		1	039	1
8GK9 400-					
8GK9 400-0KK15	5/6		1	039	1
8GK9 400-0KK17	5/6		1	039	1
8GK9 400-0KK25	5/6		1	039	1
8GK9 400-0KK27	5/6		1	039	1
8GK9 400-0KK35	5/6		1	039	1
8GK9 400-0KK37	5/6		1	039	1
8GK9 400-0KK45	5/6		1	039	1
8GK9 400-0KK47	5/6		1	039	1
8GK9 501-					
8GK9 501-3KK10	2/14		1	039	1
8GK9 501-3KK20	2/14		1	039	1
8GK9 501-3KK30	2/14		1	039	1
8GK9 501-4KK10	2/14, 3/31		1	039	1
8GK9 501-4KK20	2/14, 3/31		1	039	1
8GK9 501-4KK30	2/14, 3/31		1	039	1
8GK9 501-4KK40	2/14, 3/31		1	039	1
8GK9 501-5KK10	2/14, 3/31		1	039	1
8GK9 501-5KK20	2/14, 3/31		1	039	1
8GK9 501-5KK30	2/14, 3/31		1	039	1
8GK9 501-5KK40	2/14, 3/31		1	039	1
8GK9 501-5KK50	3/31		1	039	1
8GK9 501-6KK10	2/14, 3/31		1	039	1
8GK9 501-6KK20	2/14, 3/31		1	039	1

Appendix Subject and Order Number Index

Order Number Index

Order No.	Page	Price per PU	PU Items	PG	Pack. unit Items
8GK9 501-6KK30	2/14, 3/31		1	039	1
8GK9 501-6KK40	2/14, 3/31		1	039	1
8GK9 501-6KK50	3/31		1	039	1
8GK9 501-7KK10	2/14, 3/31		1	039	1
8GK9 501-7KK20	2/14, 3/31		1	039	1
8GK9 501-7KK30	2/14, 3/31		1	039	1
8GK9 501-7KK40	2/14, 3/31		1	039	1
8GK9 501-7KK50	3/31		1	039	1
8GK9 501- (continued)					
8GK9 501-8KK10	3/31		1	039	1
8GK9 501-8KK20	3/31		1	039	1
8GK9 501-8KK30	3/31		1	039	1
8GK9 501-8KK40	3/31		1	039	1
8GK9 501-8KK50	3/31		1	039	1
8GK9 502-					
8GK9 502-8KK10	3/31		1	039	1
8GK9 502-8KK20	3/31		1	039	1
8GK9 502-8KK30	3/31		1	039	1
8GK9 502-8KK40	3/31		1	039	1
8GK9 502-8KK50	3/31		1	039	1
8GK9 503-					
8GK9 503-0KK10	4/19		1	039	1
8GK9 503-0KK20	4/19		1	039	1
8GK9 503-0KK30	4/19		1	039	1
8GK9 503-0KK40	4/19		1	039	1
8GK9 503-0KK50	4/19		1	039	1
8GK9 531-					
8GK9 531-4KK10	3/34		1	039	1
8GK9 531-4KK20	3/34		1	039	1
8GK9 531-5KK10	3/34		1	039	1
8GK9 531-5KK20	3/34		1	039	1
8GK9 531-6KK10	3/34		1	039	1
8GK9 531-6KK20	3/34		1	039	1
8GK9 531-7KK10	3/34		1	039	1
8GK9 531-7KK20	3/34		1	039	1
8GK9 531-8KK10	3/34		1	039	1
8GK9 531-8KK20	3/34		1	039	1
8GK9 532-					
8GK9 532-8KK10	3/34		1	039	1
8GK9 532-8KK20	3/34		1	039	1
8GK9 533-					
8GK9 533-0KK10	4/22		1	039	1
8GK9 533-0KK20	4/22		1	039	1
8GK9 533-0KK30	4/22		1	039	1
8GK9 533-0KK40	4/22		1	039	1
8GK9 533-0KK50	4/22		1	039	1
8GK9 560-					
8GK9 560-0KK00	2/15, 3/32		1	039	1
8GK9 560-0KK01	2/15, 3/32		1	039	1
8GK9 560-0KK02	2/15, 3/32		1	039	1
8GK9 561-					
8GK9 561-0KK00	4/20		1	039	1
8GK9 561-0KK01	4/20		1	039	1
8GK9 561-0KK02	4/20		1	039	1
8GK9 601-					

Order No.	Page	Price per PU	PU Items	PG	Pack. unit Items
8GK9 601-0KK10	4/23		1 set	039	1 set
8GK9 601-1KK10	4/23		1 set	039	1 set
8GK9 601-1KK11	4/24		1 set	039	1 set
8GK9 601-1KK20	4/23		1 set	039	1 set
8GK9 601-1KK21	4/24		1 set	039	1 set
8GK9 601-1KK30	4/23		1 set	039	1 set
8GK9 601-1KK31	4/24		1 set	039	1 set
8GK9 601-2KK10	4/23		1 set	039	1 set
8GK9 601-2KK11	4/24		1 set	039	1 set
8GK9 601- (continued)					
8GK9 601-2KK12	4/24		1 set	039	1 set
8GK9 601-2KK20	4/23		1 set	039	1 set
8GK9 601-2KK21	4/24		1 set	039	1 set
8GK9 601-2KK22	4/24		1 set	039	1 set
8GK9 601-2KK30	4/23		1 set	039	1 set
8GK9 601-2KK31	4/24		1 set	039	1 set
8GK9 601-3KK10	4/23		1 set	039	1 set
8GK9 601-3KK11	4/24		1 set	039	1 set
8GK9 601-3KK12	4/24		1 set	039	1 set
8GK9 601-3KK20	4/23		1 set	039	1 set
8GK9 601-3KK21	4/24		1 set	039	1 set
8GK9 601-3KK22	4/24		1 set	039	1 set
8GK9 601-3KK30	4/23		1 set	039	1 set
8GK9 601-3KK31	4/24		1 set	039	1 set
8GK9 601-4KK10	4/23		1 set	039	1 set
8GK9 601-4KK11	4/24		1 set	039	1 set
8GK9 601-4KK12	4/24		1 set	039	1 set
8GK9 601-4KK20	4/23		1 set	039	1 set
8GK9 601-4KK21	4/24		1 set	039	1 set
8GK9 601-4KK22	4/24		1 set	039	1 set
8GK9 601-4KK30	4/23		1 set	039	1 set
8GK9 601-4KK31	4/24		1 set	039	1 set
8GK9 651-					
8GK9 651-0KK00	3/33, 4/21		1	039	1
8GK9 671-					
8GK9 671-0KK00	3/33, 4/21		1	039	1
8GK9 711-					
8GK9 711-0KK00	3/33, 4/21		1	039	1
8GK9 711-0KK01	3/33, 4/21		1	039	1
8GK9 731-					
8GK9 731-0KK10	3/33, 4/21		1	039	1
8GK9 731-0KK20	3/33, 4/21		1	039	1
8GK9 731-0KK30	3/33, 4/21		1	039	1
8GK9 731-0KK40	3/33, 4/21		1	039	1
8GK9 731-0KK50	3/33, 4/21		1	039	1
8GK9 733-					
8GK9 733-0KK10	3/33, 4/21		1	039	1
8GK9 733-0KK20	3/33, 4/21		1	039	1
8GK9 733-0KK30	3/33, 4/21		1	039	1
8GK9 733-0KK40	3/33, 4/21		1	039	1
8GK9 733-0KK50	3/33, 4/21		1	039	1
8GK9 735-					
8GK9 735-0KK10	3/33, 4/21		1	039	1
8GK9 735-0KK20	3/33, 4/21		1	039	1
8GK9 735-0KK30	3/33, 4/21		1	039	1
8GK9 735-0KK40	3/33, 4/21		1	039	1

Appendix Subject and Order Number Index

Order Number Index

Order No.	Page	Price per PU	PU Items	PG	Pack. unit Items
8GK9 735-0KK50	3/33, 4/21		1	039	1
8GK9 736-					
8GK9 736-0KK10	4/21		1	039	1
8GK9 736-0KK20	4/21		1	039	1
8GK9 736-0KK30	4/21		1	039	1
8GK9 736-0KK40	4/21		1	039	1
8GK9 736-0KK50	4/21		1	039	1
8GK9 901-					
8GK9 901-0KK12	4/19		1	039	1
8GK9 901-0KK13	4/19		1	039	1
8GK9 901-0KK14	4/19		1	039	1
8GK9 901-0KK22	4/19		1	039	1
8GK9 901-0KK23	4/19		1	039	1
8GK9 901-0KK24	4/19		1	039	1
8GK9 901-0KK32	4/19		1	039	1
8GK9 901-0KK33	4/19		1	039	1
8GK9 901-0KK34	4/19		1	039	1
8GK9 901-0KK42	4/19		1	039	1
8GK9 901-0KK43	4/19		1	039	1
8GK9 901-0KK44	4/19		1	039	1
8GK9 901-0KK52	4/19		1	039	1
8GK9 901-0KK53	4/19		1	039	1
8GK9 901-0KK54	4/19		1	039	1
8GK9 910-					
8GK9 910-0KK00	2/16, 3/34, 4/22		1	039	1
8GK9 910-0KK01	2/16, 3/34, 4/22		1	039	1
8GK9 910-0KK10	2/16, 3/33, 4/21		1	039	1
8GK9 910-0KK20	2/16		1 set	039	1 set
8GK9 910-0KK22	3/32, 4/20		1	039	1
8GK9 910-0KK23	3/32, 4/20, 5/17		1	039	1
8GK9 910-0KK24	4/24		1 set	039	1 set
8GK9 910-0KK30	3/33, 4/21		1 set	039	1 set
8GK9 910-0KK31	4/24		1 set	039	1 set
8GK9 910-0KK34	4/24		1 set	039	1 set
8GK9 910-1KK10	4/24		1 set	039	1 set
8GK9 910-1KK20	4/24		1 set	039	1 set
8GK9 910-1KK30	4/24		1 set	039	1 set
8GK9 910-1KK40	4/24		1 set	039	1 set
8GK9 910-1KK50	4/24		1 set	039	1 set
8GK9 910-1KK80	3/34, 4/22		1 set	039	1 set
8GK9 910-1KK81	4/24		1 set	039	1 set
8GK9 911-					
8GK9 911-0KK10	4/20		1	039	1
8GK9 911-0KK20	4/20		1	039	1
8GK9 911-0KK30	4/20		1	039	1
8GK9 911-0KK40	4/20		1	039	1
8GK9 911-0KK50	4/20		1	039	1
8GK9 912-					
8GK9 912-0KK10	2/15, 3/32		1	039	1
8GK9 912-0KK20	2/15, 3/32		1	039	1
8GK9 912-0KK30	2/15, 3/32		1	039	1
8GK9 912-0KK40	2/15, 3/32		1	039	1
8GK9 912-0KK50	2/15, 3/32		1	039	1

Order No.	Page	Price per PU	PU Items	PG	Pack. unit Items
8GK9 920-0KK31	3/34, 4/22		1	039	1
8GK9 920-					
8GK9 920-0KK21	3/32		1 set	038	1 set
8GK9 920-0KK22	3/32		1 set	038	1 set
8GK9 920-0KK23	3/32		1 set	038	1 set
8GK9 920-0KK24	3/33, 4/21		1 set	038	1 set
8GS4 016-					
8GS4 016-1	3/32		1	043	1
8GS4 016-2	3/32		1	043	1
8GS4 016-3	3/32		1	043	1
8GS4 016-4	3/32		1	043	1
8HP1 80					
8HP1 805	5/17		1	113	1
8HP1 806	5/17		1	113	1
8HP1 807	5/17		1	113	1
8HP1 808	5/17		1	113	1
8US19 21-					
8US19 21-2AA00	3/33, 4/21		100	103	100
8US19 21-2AB00	3/33, 4/21		1	103	50
8US19 21-2AC00	3/33, 4/21		1	103	50
8US19 21-2AD00	3/33, 4/21		1	103	50
8US19 21-2BA00	3/33, 4/21		1	103	100
8US19 21-2BB00	3/33, 4/21		1	103	50
8US19 21-2BC00	3/33, 4/21		1	103	50
8US19 21-2BD00	3/33, 4/21		1	103	50

Legend:

PU Price unit
PG Price group
Pack. unit Packaging unit

Appendix General Informationen

Online and CD-ROM information and ordering on the Internet

Automation and Drives in the WWW



internet_300h.tif

A detailed knowledge of the range of products and services available is essential when planning and configuring automation systems. This information naturally needs to be as up-to-date as possible.

Just visit us at: www.siemens.de/automation to find out everything you need to know about products, systems and services.

For this reason, the Siemens Automation and Drives Group (A&D) has built up a comprehensive range of information in the World Wide Web that offers quick and easy access to all data required.

Product selection with interactive catalogs



ik_300h.tif

Detailed information together with convenient interactive functions: The interactive catalog CA 01 covers more than 80,000 products and offers a comprehensive overview of the Siemens Automation & Drives product base.

Once you have made your selection, you can order by fax at the press of a button or directly online.

You will find further information on the interactive catalogs on your CD-ROM or on the Internet under:

Here you will find everything that you need to solve tasks in the fields of automation, switchgear, installation and drives. All information is linked to a user interface which is easy to work with and intuitive.

Automation and Drives, CA 01
Order No.: E86060-D4001-A110-C1-7600
www.siemens.de/automation/ca01

Easy Shopping with the Siemens Mall



mail_300h.tif

The Siemens Mall is the Siemens AG virtual department store on the Internet. It gives you access to a vast product range of products shown informatively and clearly laid out.

Numerous functions are available to support you. Powerful search functions make it easier for you to find the products you want and their availability can be checked immediately. Customized discounts and quotes can be obtained online, as well as status checks with regard to your order (tracking & tracing).

The Siemens Mall enables you to carry out the entire order procedure over the Internet, from the selection of the product to ordering the product and tracking your order online.

The Siemens Mall is on the Internet at:

www.siemens.de/automation/mall

Appendix General Informationen

Online and CD-ROM information and
ordering on the Internet